

A World Bank Group Flagship Report



Doing Business 2018

Reforming to Create Jobs



© 2018 International Bank for Reconstruction and Development / The World Bank
1818 H Street NW
Washington DC 20433
Telephone: 202-473-1000
Internet: www.worldbank.org

This work is a product of the staff of The World Bank with external contributions. The findings, interpretations, and conclusions expressed in this work do not necessarily reflect the views of The World Bank, its Board of Executive Directors, or the governments they represent.

The World Bank does not guarantee the accuracy of the data included in this work. The boundaries, colors, denominations, and other information shown on any map in this work do not imply any judgment on the part of The World Bank concerning the legal status of any territory or the endorsement or acceptance of such boundaries.

Rights and Permissions

The material in this work is subject to copyright. Because The World Bank encourages dissemination of its knowledge, this work may be reproduced, in whole or in part, for noncommercial purposes as long as full attribution to this work is given.

Any queries on rights and licenses, including subsidiary rights, should be addressed to World Bank Publications, The World Bank Group, 1818 H Street NW, Washington, DC 20433, USA; fax: 202-522-2625; e-mail: pubrights@worldbank.org.

Cover design: Corporate Visions, Inc.

Doing Business 2018

Reforming to Create Jobs



COMPARING BUSINESS REGULATION FOR DOMESTIC FIRMS IN **190** ECONOMIES

A World Bank Group Flagship Report



Resources

on the *Doing Business* website

Current features

News on the *Doing Business* project
<http://www.doingbusiness.org>

Rankings

How economies rank—from 1 to 190
<http://www.doingbusiness.org/rankings>

Data

All the data for 190 economies—topic rankings, indicator values, lists of regulatory procedures and details underlying indicators
<http://www.doingbusiness.org/data>

Reports

Access to *Doing Business* reports as well as subnational and regional reports, case studies and customized economy and regional profiles
<http://www.doingbusiness.org/reports>

Methodology

The methodologies and research papers underlying *Doing Business*
<http://www.doingbusiness.org/methodology>

Research

Abstracts of papers on *Doing Business* topics and related policy issues
<http://www.doingbusiness.org/research>

Doing Business reforms

Short summaries of DB2018 business regulation reforms and lists of reforms since DB2006
<http://www.doingbusiness.org/reforms>

Historical data

Customized data sets since DB2004
<http://www.doingbusiness.org/custom-query>

Law library

Online collection of business laws and regulations relating to business
<http://www.doingbusiness.org/law-library>

Contributors

More than 13,000 specialists in 190 economies who participate in *Doing Business*
<http://www.doingbusiness.org/contributors/doing-business>

Entrepreneurship data

Data on new business density (number of newly registered companies per 1,000 working-age people) for 143 economies
<http://www.doingbusiness.org/data/exploretopics/entrepreneurship>

Distance to frontier

Data benchmarking 190 economies to the frontier in regulatory practice and a distance to frontier calculator
<http://www.doingbusiness.org/data/distance-to-frontier>

Information on good practices

Showing where the many good practices identified by *Doing Business* have been adopted
<http://www.doingbusiness.org/data/good-practice>



Contents

iv	Foreword
1	Overview
11	About <i>Doing Business</i>
22	Reforming the Business Environment in 2016/17

Case studies

39	Starting a Business <i>Transparency of information at business registries</i>
45	Dealing with Construction Permits <i>Private sector participation in construction regulation</i>
51	Registering Property <i>Using information to curb corruption</i>
56	Resolving Insolvency <i>The challenges of successfully implementing insolvency reforms</i>

62	References
67	Data Notes
119	Distance to Frontier and Ease of Doing Business Ranking
126	Summaries of <i>Doing Business</i> Reforms in 2016/17
142	Country Tables
206	Labor Market Regulation
222	Acknowledgments

- *Doing Business 2018* is the 15th in a series of annual reports investigating the regulations that enhance business activity and those that constrain it. *Doing Business* presents quantitative indicators on business regulation and the protection of property rights that can be compared across 190 economies—from Afghanistan to Zimbabwe—and over time.
- *Doing Business* measures aspects of regulation affecting 11 areas of the life of a business. Ten of these areas are included in this year's ranking on the ease of doing business: starting a business, dealing with construction permits, getting electricity, registering property, getting credit, protecting minority investors, paying taxes, trading across borders, enforcing contracts and resolving insolvency. *Doing Business* also measures features of labor market regulation, which is not included in this year's ranking.
- Data in *Doing Business 2018* are current as of June 1, 2017. The indicators are used to analyze economic outcomes and identify what reforms of business regulation have worked, where and why.



Foreword

In its 14 years of publication, *Doing Business* has come a long way. At a recent international forum, I heard the leaders of India and the Russian Federation talking about how important it is for their countries to improve their *Doing Business* rankings and create more jobs for young workers.

When the first edition was published in September 2003, little data was available on regulation affecting business activity. *Doing Business* created a new approach to policy reform—one informed by hard data and focused on domestic companies. The objectives of *Doing Business* are as clear as they are ambitious: to inform the design of reforms and motivate these reforms through country benchmarking. Behind each set of indicators lies rigorous academic analysis, done in cooperation with leading scholars. For example, the indicators on efficient insolvency systems were created with the help of Professor Oliver Hart from Harvard University, the 2016 Nobel Prize winner in economics.¹ In the years since the start of the project, over 3,000 peer-reviewed academic papers and another 7,000 working papers have been written using the *Doing Business* data. Their findings improve our knowledge of how economic policy works.

Since its inception—when *Doing Business* covered 145 economies—the scope of the report has expanded to 190 economies worldwide. The regulatory areas measured by the report have also been expanded to include more aspects that are relevant to the daily operations of domestic small and medium-size firms. For eight of the 11 *Doing Business* indicator sets, the report's traditional focus on efficiency—defined as the time, cost and number of interactions necessary to incorporate a new business or connect a warehouse to the electrical grid—has been complemented with a new focus on regulatory quality. *Doing Business* data shows that efficiency and quality go hand in hand, reinforcing each other.

Despite these additions and improvements, one aspect of *Doing Business* has remained unchanged: its focus on promoting regulatory reform that strengthens the ability of the private sector to create jobs, lift people out of poverty and create more opportunities for the economy to prosper. The notion that the private sector has substantial economic, social and development impact is now universally recognized. Responsible for an estimated 90% of employment in developing economies, the private sector

1. Djankov and others 2008.

is ideally placed to alleviate poverty by providing the opportunities to secure a good and sustainable standard of living.

Policy reforms catalyze private investment. Promoting a well-functioning private sector is a major undertaking for any government. It requires long-term policies of removing administrative barriers and strengthening laws that promote entrepreneurship.

Hard data helps do that. It gives a voice to the people to demand improved public services. It also increases government accountability. Over the past decade, more than 60 economies have established regulatory reform committees that use the *Doing Business* indicators. As a result, governments have reported more than 3,180 regulatory reforms, including about 920 reforms that have been inspired by *Doing Business*. This is true impact.



Kristalina Georgieva
Chief Executive Officer
The World Bank
Washington, DC



Overview

This year marks the 15th *Doing Business* report. Since the inception of the project in 2003, the global business regulatory environment has changed dramatically. Governments around the world have embraced and nurtured advances in information technology to reduce bureaucratic hurdles and increase transparency. Today, in 65 of the 190 economies covered by *Doing Business*, entrepreneurs can complete at least one business incorporation procedure online, compared with only nine of the 145 economies measured in *Doing Business 2004*. Furthermore, in 31 economies it is now possible to initiate a commercial dispute online. This kind of progress can also be observed in the other areas measured by *Doing Business*.

Doing Business measures aspects of business regulation and their implications for firm establishment and operations. It does not include all the issues that are relevant for businesses' decisions, but it does cover important areas that are under the control of policy makers. Governments worldwide recognize the economic and political benefits of improved business regulation. In fact, 119 of the 190 economies measured by *Doing Business 2018* enacted at least one business regulation reform in 2016/17. Of these, 79.8% implemented at least one reform for a second consecutive year and 64.7% for a third.

Business regulation can enable new ideas to come to life. When a software engineer realizes that she can develop a better and less-expensive product than is currently available, she may choose to start her own company to develop the idea. She will be more likely to become an entrepreneur in an economy where the rules governing start-ups are accessible, transparent

and predictable. Conversely, in an economy where business regulation is cumbersome or ambiguous, she may be less willing to start her own company. In this case, the economy forfeits a new entrepreneur—as well as the associated capital investment and job creation. In turn, consumers have fewer, lower quality and more expensive product choices. Such a scenario highlights the way in which cumbersome regulation can distort resource allocation by stifling entrepreneurial endeavors in favor of maintaining a less optimal status quo.

Consider the case of the potential software entrepreneur. If she were a national of Canada, it would take just two procedures, one and a half days and less than 1% of income per capita to start her business in Toronto. First, she would need to file for federal incorporation and provincial registration online via Industry Canada's Electronic Filing Centre; this costs 200 Canadian dollars (\$159) and is completed within a day. Second, she would need to

- *Doing Business* uses 11 indicator sets to measure aspects of business regulation that matter for entrepreneurship.
- Although good regulatory practices can be found around the world, they are most common in OECD high-income economies and the economies of Europe and Central Asia.
- Sub-Saharan Africa has the widest variation in performance among the areas measured by *Doing Business*, with Mauritius standing at 25 in the ranking and Somalia at 190.
- South Asia is the only region not represented in the top 50 ranking for ease of doing business. However, India stands out this year as one of the 10 economies that improved the most in the areas measured by *Doing Business*.
- The regions with the highest share of reforming economies in *Doing Business 2018* are Europe and Central Asia, South Asia and Sub-Saharan Africa.
- Crises are opportunities for reform; economies are more likely to implement regulatory reforms in the areas measured by *Doing Business* when there is fiscal distress. Evidence shows that an economic crisis creates a stronger motivation for reform than a change of government.
- Better performance in *Doing Business* is associated with lower levels of unemployment and poverty.

register online for value added tax; this costs nothing and is completed within half a day. She can perform these steps online from the comfort of her home. As her business expands and becomes profitable, she would be expected to pay 20.9% of her commercial profits in taxes and contributions annually. However, if the same entrepreneur were a national of the Philippines, living in Quezon City, the business incorporation process would require 16 procedures, take 28 days and cost around 16% of income per capita. She would need to make 20 different tax and contribution payments and visit multiple agencies in person. Furthermore, her business would be expected to pay 42.9% of its commercial profits in taxes and contributions annually. Cumbersome business regulatory structures such as these constrain the ability of entrepreneurs to transform their ideas into viable businesses.

Doing Business measures the processes for starting a business, obtaining a building permit, getting an electricity connection, transferring property, paying taxes, taking a commercial dispute to court, and resolving an insolvency

case, as well as credit and equity market regulations and logistics of importing and exporting goods (figure 1.1). There are many other factors that influence firm decisions—such as the availability of skilled labor or market size—that are not captured in *Doing Business*. But *Doing Business* focuses on key areas of interaction between the government and entrepreneurs, where policy makers and regulators can directly influence procedures to facilitate these interactions. For more information on what is measured and what is not, see the chapter About *Doing Business*.

WHAT ARE THE BENEFITS OF IMPROVED BUSINESS REGULATION?

The 11 *Doing Business* indicator sets capture the effectiveness and quality of business regulation. Research findings substantiate the economic relevance of the aspects of business regulation measured by *Doing Business*. Recent research, for example, examines the impact of improving business regulation. One study finds that high start-up costs can result in lower overall productivity.

Specifically, incumbent firms are more likely to continue operating despite poor productivity because there is little competition from new, more productive firms. In the absence of effective regulation, firms are also less inclined to leave the informal sector.¹

In addition, *Doing Business* measures the coverage, scope and quality of credit information available from credit registries and bureaus. When functioning well, these institutions form an essential element of an economy's financial infrastructure by strengthening access to financial services, particularly credit. By collecting and sharing credit information, such agencies reduce information asymmetries, increase access to credit for small firms, lower interest rates, improve borrower discipline and strengthen bank supervision and credit risk monitoring. Indeed, a study of a credit bureau serving the equipment finance industry in the United States found that better exchange of information between lenders results in improved repayment behavior by firms, including lower incidences of delinquencies and defaults. This impact was stronger for firms that typically lack

FIGURE 1.1 What is measured in *Doing Business*?



Source: *Doing Business* database.

Note: Labor market regulation is not included in the ease of doing business ranking.

informational transparency, such as small and young firms.²

Doing Business places emphasis on the quality of legal infrastructure and the strength of legal institutions. The protecting minority investors indicator set, for example, measures the protection of minority shareholders. For businesses to secure equity finance, legal mechanisms are needed to prevent the use of corporate assets by company insiders for personal gain—especially during financial crises or times of market distress. Research has shown that during the 2008 global financial crisis, for example, companies in economies with better investor protections and stronger corporate governance experienced a smaller decrease in their market value. Conversely, firms in economies with weak legal structures saw a more significant decline in value.³

The *Doing Business* indicators on resolving insolvency provide evidence of a strong relationship between regulatory quality and efficient outcomes. The indicator set measures the quality of regulation as the recovery rate for secured creditors and the extent to which domestic law has incorporated certain internationally-accepted principles on liquidation and reorganization proceedings. Efficient outcomes occur when viable businesses are given a chance to survive, while loss-prone, inefficient firms exit the market, putting resources to better use elsewhere in the economy. In the absence of strong legal bankruptcy legislation, however, the balance between firm survival and efficient exit is distorted. This distortion was highlighted by research using data from Hungary, where the majority of firms in bankruptcy were preserved and allowed to continue operating as going concerns—despite generating substantial operating losses and resulting in low recovery rates for creditors. The main cause of this distortion was the inadequate allocation of control rights between secured and unsecured creditors, which decreased the recovery value

by not allowing creditors to take important decisions related to the company assets during insolvency procedures. Another cause was the establishment of a compensation scheme for agents managing bankruptcy proceedings based on assets sold and operating revenues of a firm, which created a significant increase in the cost of bankruptcy procedures and reduced creditors' recovery rate.⁴

In the area of cross-border trade, *Doing Business* measures the effectiveness of trade logistics. Several studies have underscored the importance of port automation and efficiency for both trade facilitation and regional economic development. These studies have found that ports that are more automated require less maintenance, are more cost-effective and ensure better worker safety. Furthermore, a study of the determinants of shipping costs from Latin America to the United States found that—for most exporting economies—high transportation costs pose even greater barriers to trade than import tariffs, and that port inefficiencies significantly add to these costs. One of the most striking findings is that by improving port efficiency from the 25th to the 75th percentile, shipping costs are lowered by 12%, substantially increasing the volume of bilateral trade.⁵ One of the principal causes of port inefficiency is excessive regulation—precisely what *Doing Business* advocates to curb.

WHERE IS BUSINESS REGULATION BETTER?

The overall measure of the ease of doing business gives an indication of where it is easier for domestic small and medium-size firms to do business. Although the economies with the most business-friendly regulation in this year's ease of doing business ranking are relatively diverse, the economies within the top 20 share some common features. Fourteen of the top 20 are OECD high-income economies; three are from Europe and

Central Asia and three from East Asia and the Pacific. Eighteen of the top 20 are classified as high-income economies. The top 5 performers are New Zealand, Singapore, Denmark, the Republic of Korea and Hong Kong SAR, China. The former Yugoslav Republic of Macedonia is the only upper-middle-income economy on the list, while Georgia is the only lower-middle-income one (table 1.1). To date, no low-income economy has reached the top 20 group. However, being wealthy does not guarantee a front-runner position in the ease of doing business ranking; many high-income economies still have room for progress. Having few bureaucratic hurdles, robust legal institutions and laws and regulations that are based on international good practices is what matters most for a good performance in the ease of doing business ranking.

Among the top 20 economies, Georgia, with a ranking of 9, has implemented the highest number of business regulation reforms since the launch of *Doing Business* in 2003—a total of 47. With 41, FYR Macedonia has carried out the second highest number of reforms among the top 20. During the same period, Latvia and Lithuania have also actively reformed their business regulatory environments, with 28 and 31 reforms respectively. Among other reforms, Lithuania has made six reforms to its business incorporation processes, five reforms to bankruptcy proceedings and four reforms to its taxation system. Many other top-ranked economies have followed this pattern of continuous reform, demonstrating that comprehensive reform efforts can lead to considerable improvements in an economy's regulatory and business environment. Another feature that the top 20 economies have in common—albeit not measured by *Doing Business*—is that on average they have higher labor force participation rates and lower levels of income inequality. Indeed, the average Gini coefficient⁶ of the top 20 economies is 0.3 (with 0 representing perfect equality and 1 representing perfect inequality), compared to 0.4 for the lowest 20.⁷

TABLE 1.1 Ease of doing business ranking

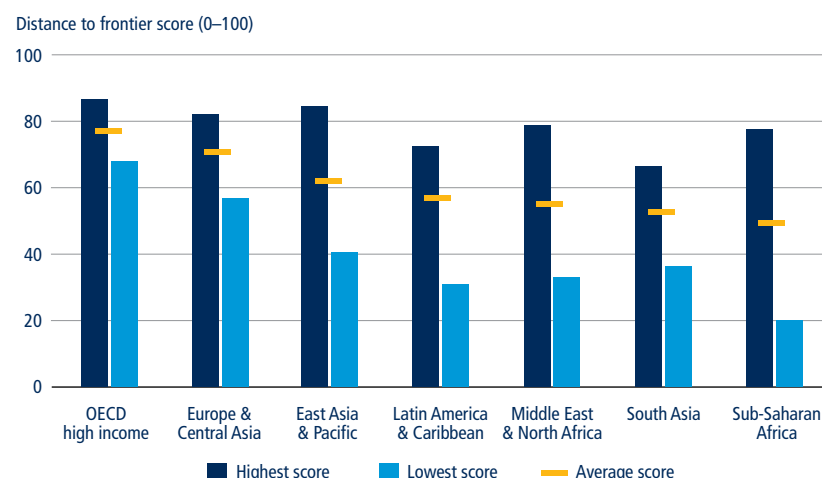
DB 2018 Rank	Economy	DTF score	DTF change	DB 2018 Rank	Economy	DTF score	DTF change	DB 2018 Rank	Economy	DTF score	DTF change
1	New Zealand	86.55	-0.18	65	Albania	68.70	+ 0.96	129	St. Vincent and the Grenadines	55.72	+0.01
2	Singapore	84.57	+0.04	66	Bahrain	68.13	+0.01	130	Palau	55.58	+0.46
3	Denmark	84.06	-0.01	67	Greece	68.02	+0.01	131	Nicaragua	55.39	+0.09
4	Korea, Rep.	83.92	0.00	68	Vietnam	67.93	+2.85	132	Barbados	55.20	-0.09
5	Hong Kong SAR, China	83.44	+0.29	69	Morocco	67.91	-0.03	133	Lebanon	54.67	-0.10
6	United States	82.54	-0.01	70	Jamaica	67.27	+0.57	134	St. Kitts and Nevis	54.52	+0.18
7	United Kingdom	82.22	-0.12	71	Oman	67.20	+0.08	135	Cambodia	54.47	+0.23
8	Norway	82.16	-0.25	72	Indonesia	66.47	+2.25	136	Maldives	54.42	+0.64
9	Georgia	82.04	+2.12	73	El Salvador	66.42	+3.54	137	Tanzania	54.04	+0.11
10	Sweden	81.27	+0.03	74	Uzbekistan	66.33	+4.46	138	Mozambique	54.00	+0.97
11	Macedonia, FYR	81.18	-0.21	75	Bhutan	66.27	+1.06	139	Côte d'Ivoire	53.71	+2.04
12	Estonia	80.80	+0.05	76	Ukraine	65.75	+1.90	140	Senegal	53.06	+3.75
13	Finland	80.37	-0.11	77	Kyrgyz Republic	65.70	+0.54	141	Lao PDR	53.01	+0.43
14	Australia	80.14	0.00	78	China	65.29	+0.40	142	Grenada	52.94	-0.11
15	Taiwan, China	80.07	+0.41	79	Panama	65.27	+1.25	143	Mali	52.92	+0.30
16	Lithuania	79.87	+1.05	80	Kenya	65.15	+2.59	144	Niger	52.34	+2.26
17	Ireland	79.51	-0.19	81	Botswana	64.94	+0.07	145	Nigeria	52.03	+3.85
18	Canada	79.29	-0.09	82	South Africa	64.89	-0.08	146	Gambia, The	51.92	-0.01
19	Latvia	79.26	-0.79	83	Qatar	64.86	+0.61	147	Pakistan	51.65	+0.71
20	Germany	79.00	-0.19	84	Malta	64.72	+0.43	148	Burkina Faso	51.54	+0.20
21	United Arab Emirates	78.73	+1.87	85	Zambia	64.50	+3.92	149	Marshall Islands	51.45	+0.03
22	Austria	78.54	-0.15	86	Bosnia and Herzegovina	64.20	+0.42	150	Mauritania	50.88	+1.56
23	Iceland	78.50	+0.01	87	Samoa	63.89	+2.06	151	Benin	50.47	+1.85
24	Malaysia	78.43	+0.96	88	Tunisia	63.58	-0.20	152	Bolivia	50.18	+0.32
25	Mauritius	77.54	+2.09	89	Tonga	63.43	+0.50	153	Guinea	49.80	+0.32
26	Thailand	77.44	+5.68	90	Vanuatu	63.08	+0.02	154	Djibouti	49.58	+3.99
27	Poland	77.30	+0.18	91	St. Lucia	62.88	+0.01	155	Micronesia, Fed. Sts.	48.99	+0.01
28	Spain	77.02	0.00	92	Saudi Arabia	62.50	+2.92	156	Togo	48.88	+0.64
29	Portugal	76.84	-0.14	93	San Marino	62.47	-0.03	157	Kiribati	48.74	-0.31
30	Czech Republic	76.27	+0.03	94	Uruguay	61.99	+0.35	158	Comoros	48.52	+0.47
31	France	76.13	-0.06	95	Seychelles	61.41	+1.01	159	Zimbabwe	48.47	+0.80
32	Netherlands	76.03	+0.51	96	Kuwait	61.23	+1.52	160	Sierra Leone	48.18	-0.06
33	Switzerland	75.92	+0.19	97	Guatemala	61.18	-0.43	161	Ethiopia	47.77	+2.08
34	Japan	75.68	+0.07	98	Dominica	60.96	+0.34	162	Madagascar	47.67	+3.05
35	Russian Federation	75.50	+0.81	99	Dominican Republic	60.93	+2.52	163	Cameroon	47.23	+2.18
36	Kazakhstan	75.44	+1.06	100	India	60.76	+4.71	164	Burundi	46.92	+0.06
37	Slovenia	75.42	+0.99	101	Fiji	60.74	+0.04	165	Suriname	46.87	+0.11
38	Belarus	75.06	+0.55	102	Trinidad and Tobago	60.68	-0.19	166	Algeria	46.71	-0.01
39	Slovak Republic	74.90	-0.25	103	Jordan	60.58	+2.38	167	Gabon	46.19	+1.33
40	Kosovo	73.49	+4.98	104	Lesotho	60.42	+0.54	168	Iraq	44.87	+0.48
41	Rwanda	73.40	+3.21	105	Nepal	59.95	+2.35	169	São Tomé and Príncipe	44.84	+0.39
42	Montenegro	73.18	+1.64	106	Namibia	59.94	+0.54	170	Sudan	44.46	+0.17
43	Serbia	73.13	+0.26	107	Antigua and Barbuda	59.63	+0.98	171	Myanmar	44.21	+0.30
44	Moldova	73.00	+0.20	108	Paraguay	59.18	+0.06	172	Liberia	43.55	+3.10
45	Romania	72.87	+0.17	109	Papua New Guinea	59.04	+0.17	173	Equatorial Guinea	41.66	+1.77
46	Italy	72.70	+1.15	110	Malawi	58.94	+6.33	174	Syrian Arab Republic	41.55	+0.08
47	Armenia	72.51	+0.59	111	Sri Lanka	58.86	+0.13	175	Angola	41.49	+1.38
48	Hungary	72.39	+0.26	112	Swaziland	58.82	+0.25	176	Guinea-Bissau	41.45	+0.23
49	Mexico	72.27	+0.18	113	Philippines	58.74	+0.42	177	Bangladesh	40.99	+0.15
50	Bulgaria	71.91	+0.10	114	West Bank and Gaza	58.68	+3.80	178	Timor-Leste	40.62	-0.07
51	Croatia	71.70	+0.05	115	Honduras	58.46	-0.07	179	Congo, Rep.	39.57	-0.52
52	Belgium	71.69	-0.23	116	Solomon Islands	58.13	-0.01	180	Chad	38.30	-0.28
53	Cyprus	71.63	-0.49	117	Argentina	58.11	+0.07	181	Haiti	38.24	+0.01
54	Israel	71.42	+0.05	118	Ecuador	57.83	-0.01	182	Congo, Dem. Rep.	37.65	+0.22
55	Chile	71.22	+0.37	119	Bahamas, The	57.47	+0.82	183	Afghanistan	36.19	-1.80
56	Brunei Darussalam	70.60	+5.83	120	Ghana	57.24	+0.34	184	Central African Republic	34.86	+0.78
57	Azerbaijan	70.19	+3.12	121	Belize	57.11	+0.03	185	Libya	33.21	+0.03
58	Peru	69.45	+0.01	122	Uganda	56.94	+0.42	186	Yemen, Rep.	33.00	+0.06
59	Colombia	69.41	-0.11	123	Tajikistan	56.86	+0.93	187	South Sudan	32.86	-0.33
60	Turkey	69.14	+1.16	124	Iran, Islamic Rep.	56.48	+0.26	188	Venezuela, RB	30.87	-0.79
61	Costa Rica	69.13	+1.23	125	Brazil	56.45	+0.38	189	Eritrea	22.87	+0.42
62	Mongolia	69.03	+1.27	126	Guyana	56.28	+0.39	190	Somalia	19.98	-0.31
63	Luxembourg	69.01	+0.35	127	Cabo Verde	56.24	+0.42				
64	Puerto Rico (U.S.)	68.85	+0.05	128	Egypt, Arab Rep.	56.22	+0.10				

Source: Doing Business database.

Note: The DB 2018 rankings are benchmarked to June 2017 and based on the average of each economy's distance to frontier (DTF) scores for the 10 topics included in the aggregate ranking. For the economies for which the data cover two cities, scores are a population-weighted average for the two cities. A positive change indicates an improvement in the score between 2016 and 2017 (and therefore an improvement in the overall business environment as measured by Doing Business), while a negative change indicates a deterioration and 0.00 indicates no change in the score.

What can the *Doing Business 2018* data tell us about global patterns? Good regulatory practices are present in almost all of the world's regions. Aside from 28 OECD high-income economies, the 50 highest-ranked economies include 13 from Europe and Central Asia, five from East Asia and the Pacific, two from Sub-Saharan Africa and one each from the regions of Latin America and the Caribbean and the Middle East and North Africa. Each region also has a relatively wide spectrum of strong and weak performers. Economies are ranked based on the distance to frontier score. This measure shows the distance of each economy to the "frontier," which represents the best performance observed on each of the indicators across all economies in the *Doing Business* sample (box 1.1). In OECD high-income economies, for example, New Zealand, Denmark and Korea have the highest overall distance to frontier scores at 86.55, 84.06 and 83.92, respectively. Conversely, Greece, Luxembourg and Chile have the lowest scores in this group, at 68.02, 69.01 and 71.22. However, the OECD high-income group has the smallest gap between the highest and the lowest scores, of only 18.53 percentage points (figure 1.2). Sub-Saharan Africa has the widest gap (57.56 percentage points), with a regional average score of only 50.43—the lowest

FIGURE 1.2 Where it is easier to do business and where it is more difficult



Source: *Doing Business* database.

across all regions. Among the economies of Sub-Saharan Africa, Mauritius has the highest distance to frontier score (77.54), while Somalia the lowest (19.98).

Regional rankings across different *Doing Business* indicator sets also show large variations. South Asia, for example—the only region not represented in the top 50 list—scores comparatively well for starting a business, with an average distance to frontier score of 83.27. In contrast, South Asia's regional average score for resolving

insolvency is only 33.04. Indeed, *Doing Business* data show considerable variation in performance between economies within the same region and within the same regulatory area. Within South Asia, India has the highest score (80) for protecting minority investors compared to Afghanistan's score of 10. Similarly, there is a substantial difference in scores between economies in the Middle East and North Africa region. Malta, for example, has a distance to frontier score for trading across borders of 91.01, while Algeria only scores 24.15. Interestingly, all regions have at least one economy in the top 20 ranking on the protecting minority investors indicators and all regions—except the OECD high-income group—have at least one economy in the bottom 20 ranking on the protecting minority investors indicators. These patterns indicate that there is further room for improvement across all regions and at all income levels.

BOX 1.1 What is the distance to frontier score?

Doing Business measures many different dimensions of business regulation. To combine measures with different units such as the number of days to obtain a construction permit and the number of procedures to start a business into a single score, *Doing Business* computes the distance to frontier score. The distance to frontier score captures the gap between an economy's current performance and the best practice across the entire sample of 41 indicators across 10 *Doing Business* indicator sets. For example, according to the *Doing Business* database across all economies and over time, the least time to start a business is 0.5 days while in the worst 5% of cases it takes more than 100 days to incorporate a company. Half a day is, therefore, considered the frontier of best performance, while 100 days is the worst. Higher distance to frontier scores show absolute better ease of doing business (as the frontier is set at 100 percentage points), while lower scores show absolute poorer ease of doing business (the worst performance is set at 0 percentage points). The percentage point distance to frontier scores of an economy on different indicators are averaged to obtain an overall distance to frontier score. For more details, see the chapter on the distance to frontier and ease of doing business ranking.

WHICH ECONOMIES IMPROVED THE MOST IN *DOING BUSINESS 2018*?

Doing Business 2018 captures 264 business regulation reforms across the 10 measured indicator sets. As in previous years, Sub-Saharan Africa is the region

with the highest number of reforms (83 in total), followed by East Asia and the Pacific (45) and Europe and Central Asia (44). The regions with the highest share of reforming economies are Europe and Central Asia (79%), South Asia (75%) and Sub-Saharan Africa (79%), while the OECD high-income group has the lowest share (46%). The indicator sets for starting a business and getting credit record the highest number of reforms (38 each) in 2016/17. They are closely followed by the trading across borders indicator set with 33 reforms. The least-reformed areas as captured by *Doing Business* continue to be the indicators with a legal focus—for example, resolving insolvency (13 reforms) and enforcing contracts (20). Legal reforms are typically slow to advance, mainly because they require long-term political commitments, substantial resources and close collaboration between multiple regulatory agencies and rulemaking institutions.

It is important to look at both the number of reforms and their impact on the distance to frontier score because they provide different information. The number of reforms indicates *how many* areas an

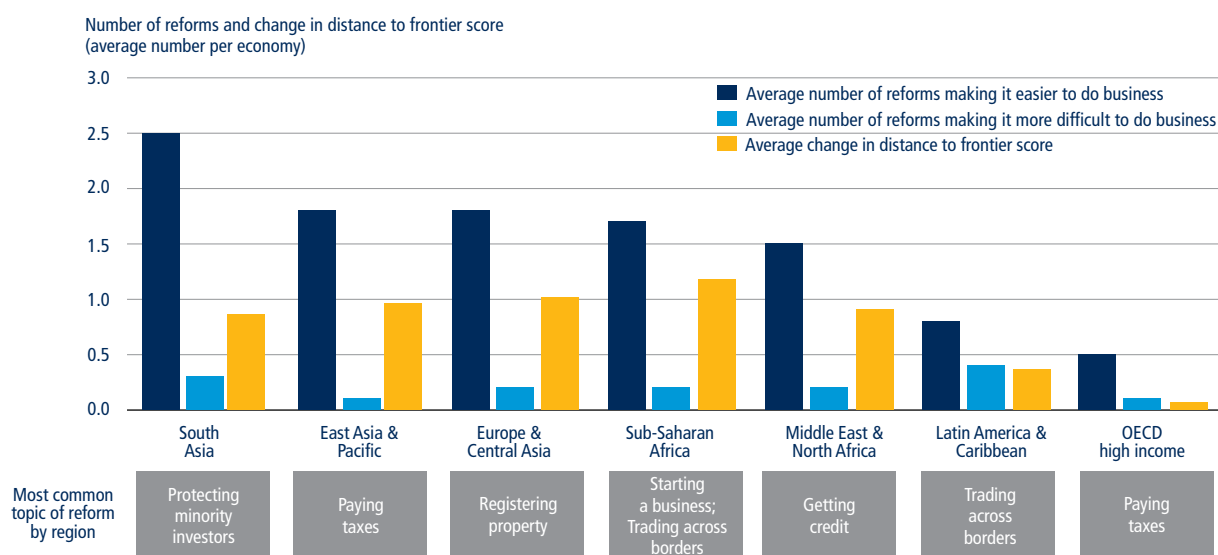
economy chose to target for improvement, while the change in the distance to frontier score indicates *the size* of the impact those changes had on the *Doing Business* data. Across all economies, the average distance to frontier score increase is 0.76 percentage points, with the highest regional increase in Sub-Saharan Africa (1.18), although this region does not have the highest percentage of economies implementing at least one business regulatory reform. Nevertheless, there is a strong correlation between the number of reforms and the actual improvement in the distance to frontier score.⁸ *Doing Business* data show that it has become easier for small and medium-size enterprises to do business in 62.6% of economies worldwide (or 119 of the 190 economies measured by *Doing Business*).

While economies in the Sub-Saharan Africa region show the highest average increase in the distance to frontier score, economies in the OECD high-income group have the lowest average increase (0.11 percentage points). This is not surprising as most OECD high-income economies are already near to global good practices. The *Doing Business*

indicator sets capturing the most business regulation reforms across regions in 2016/17 are paying taxes and trading across borders. Indeed, the reform agendas of OECD high-income and East Asia and the Pacific economies appear to be dominated by regulatory changes captured by the paying taxes indicator set (figure 1.3). Lower-middle-income economies have the highest average reform count at 1.9 reforms each; low-income economies are second highest at 1.3 reforms. Unsurprisingly, high-income economies recorded the lowest average reform count (1).

Of the 10 economies showing the most improvement in performance on the *Doing Business* indicators, three are from Sub-Saharan Africa, two from East Asia and the Pacific, two from Europe and Central Asia, one from Latin America and the Caribbean, one from the Middle East and North Africa and one from South Asia. Brunei Darussalam, the only high-income economy on the list of top 10 improvers, showed the largest advance toward the global good practice frontier after implementing eight reforms in 2016/17; it joins this list for the second year in a

FIGURE 1.3 The average number of reforms per economy is highest in South Asia but the average impact is biggest in Sub-Saharan Africa



Source: *Doing Business* database.

Note: The average change in the distance to frontier score shows the change between *Doing Business* 2018 and *Doing Business* 2017.

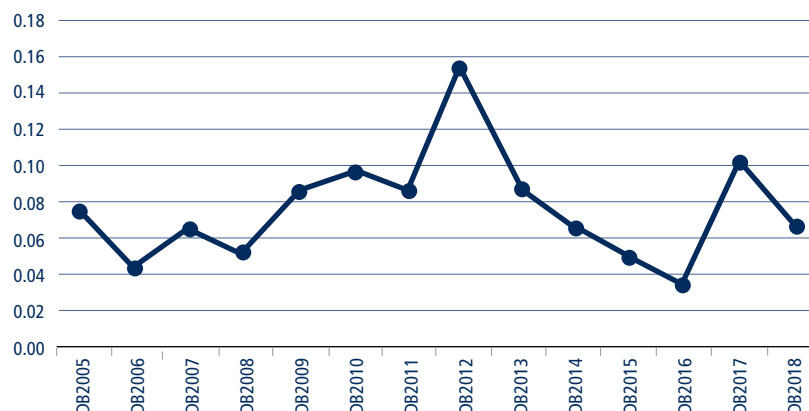
row. El Salvador, India, Malawi, Nigeria and Thailand also made impressive strides and joined the 10 top improvers for the first time. Among top improvers, Brunei Darussalam, India and Thailand implemented the highest number of business regulation reforms in 2016/17, with eight reforms each. The remaining four economies in the list of top improvers are: Kosovo, Uzbekistan, Zambia and Djibouti. For details on the reforms these countries undertook, see the chapter on reforming the business environment in 2016/17.

The database of *Doing Business* reforms indicates differences in reform momentum, both within topics and across regions. Why are reforms more common in some years than others? When do economies tend to reform in the areas covered in *Doing Business*? Two main theories explain the timing of regulatory reform. The first suggests that economies reform when they must—that is, when there is no choice but to implement a regulatory change. In this case, an increase in reforms would be more likely during crises.⁹ A second theory argues that economies reform when they can—that is, when governments are recently elected and are in the “honeymoon period.”¹⁰

Doing Business data can be used to explore which theory is more likely to hold true in practice. Recent research shows that governments are more likely to reform business regulation when their economy is experiencing a fiscal crisis.¹¹ This is particularly true for regulation concerning resolving insolvency, which showed a spike in reform activity in 2010/11,¹² a couple of years after the 2008/09 financial crisis. The reason is that these kinds of reforms take time to be implemented and captured by *Doing Business* (figure 1.4). However, the effect of fiscal crises on reform intensity is less robust when public debt is lower. When a fiscal crisis can be solved—albeit temporarily—by increasing borrowing, the need for reform becomes less urgent. In contrast, the “honeymoon” theory of reforms has less evidence to support

FIGURE 1.4 Reform intensity tends to rise in response to crises

Resolving insolvency reforms
(average number per economy)



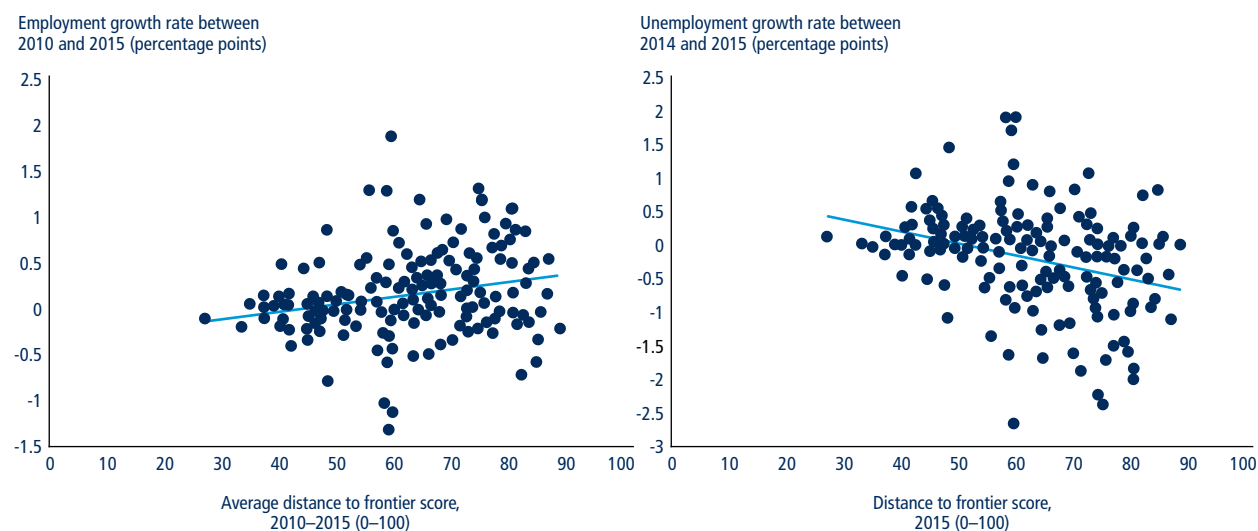
Source: Djankov, Georgieva and Ramalho 2017a.

it. In general, political change is not associated with more reform unless the political change takes place after the fiscal crisis. Indeed, economies tend to reform when they must, rather than when they can.

WHAT IMPACT DOES BUSINESS REGULATION HAVE ON EMPLOYMENT AND POVERTY?

Many factors explain poverty. These can include vulnerability to natural disasters, remoteness, quality of governance, property rights, availability of infrastructure and services, proximity to markets, social relationships, the gender of the head of household, employment status, hours worked, property owned and educational attainment.¹³ Several of these factors have a direct link to the areas measured in *Doing Business* since the *Doing Business* indicators measure factors such as the quality of governance and property rights. Furthermore, *Doing Business* can have an indirect link to these factors as improvements to business regulation can drive additional job creation. And ultimately, as a reliable source of income, employment can lift people out of poverty.

Reforming in the areas measured by *Doing Business* can be particularly beneficial to employment creation when those reforms take place in the areas of starting a business and labor market regulation.¹⁴ Such an assertion, however, is made with some caveats from other research exploring causal relationships between business entry regulation and job creation.¹⁵ Nonetheless, one of the mechanisms through which business regulation can impact employment directly is the simplification of business start-up regulations. Across economies there is a significant positive association between employment growth and the distance to frontier score (figure 1.5). While this result shows an association, and cannot be interpreted in a causal fashion, it is reassuring to see that economies with better business regulation, as measured by *Doing Business*, also tend to be the economies that are creating more job opportunities.¹⁶ When it comes to unemployment, the expected opposite result is evident. Economies with less streamlined business regulation are those with higher levels of unemployment on average. In fact, a one-point improvement in the distance to frontier score is associated with a 0.02 percentage point decline in unemployment growth rate.¹⁷

FIGURE 1.5 Better business regulation is associated with employment growth and poorer regulation with higher unemployment

Sources: *Doing Business* database; International Labor Organization data (<http://www.ilo.org/ilostat>).

Note: The relationships are significant at the 1% level after controlling for income per capita. The left-hand side relationship also holds when using employment growth rate and distance to frontier average score between 2010 and 2015.

Doing Business 2017 reported that there is a negative association between the Gini index, which measures income inequality within an economy, and the distance to frontier score. Economies with poor quality business regulation have higher levels of income inequality on average. This relationship can be partially explained by the strong association between measures of poverty and the distance to frontier score. When business regulation is overly cumbersome, entrepreneurs and workers are pushed out of the formal sector and must resort to operating in the informal sector.^{18, 19} The informal sector is characterized by a lack of regulation, minimal social protection and increased levels of poverty.²⁰ Individuals living in poverty are likely to gain the most from smarter and more streamlined business regulation. When bureaucratic hurdles are high, only the most privileged members of society can get things done, either through hiring third parties or paying bribes. In economies with complex company incorporation processes, for example, entrepreneurs tend to hire lawyers to

assist with the process of registering their businesses.

The data support this interpretation as there is a strong association between inequality, poverty and business regulation. In fact, economies with better business regulation have lower levels of poverty on average. Indeed, a 10 percentage point improvement in the distance to frontier is associated with a 2 percentage point reduction in the poverty rate, measured as the percentage of people earning less than \$1.90 a day.²¹ Fragility is also a factor linked to poverty. However, even fragile economies can improve in areas that ultimately reduce poverty levels. Despite their fragile status, several economies implemented reforms as captured by *Doing Business 2018* (box 1.2).

WHAT IS NEW IN THIS YEAR'S REPORT?

This year's report presents four case studies, two of which focus on transparency. The case study on starting a

business analyzes new data about the information available at business registries. It finds that economies with more transparent and accessible information have lower levels of corruption on average. The case study on registering property analyzes the transparency of information as captured by the quality of land administration index and shows that transparent land administration systems are associated with a lower incidence of bribery.

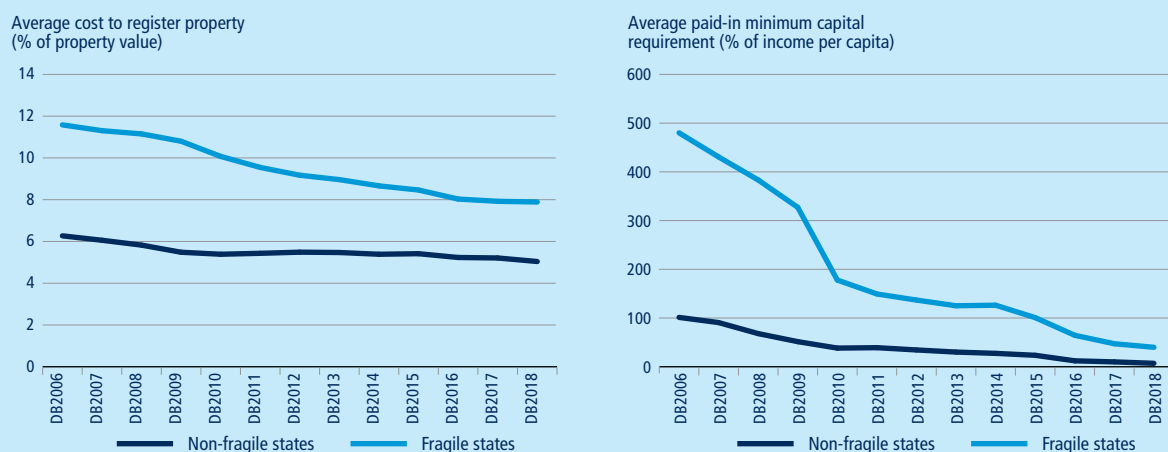
The case study on dealing with construction permits analyzes private sector participation in construction regulation. It demonstrates that economies which employ some form of private sector involvement in construction regulation tend to have more efficient processes and better quality controls. However, they also exhibit higher costs and a propensity for conflicts of interest. Finally, the case study on resolving insolvency discusses three successful insolvency reforms—in France, Slovenia and Thailand—and the lessons learned that are transferable to other economies.

BOX 1.2 Crises as opportunities?

Fragile states, often characterized by weak governance, residual violence, concentrated poverty and inequality, face myriad development and humanitarian challenges. Depleted human capital, minimal rule of law and violence all contribute to significant—and often extreme—rates of poverty in fragile states.^a While fragile states are not home to the majority of the world's poor, the poor are disproportionately located in fragile states,^b underscoring the need to address poverty in these economies. In poor and fragile states, the private sector is often constrained by a lack of infrastructure, political instability, high rates of informality and poor business skills. Private sector job creation is one of the factors that can diminish the incentives to engage in violence, thereby reducing both fragility and poverty.^c

Doing Business data show that fragile economies are reforming and approaching crises as opportunities for better business regulations. As a result, the gap with non-fragile economies in some areas of business regulation has been narrowing over time (see figure). In 2016/17, of the 34 economies classified as most vulnerable by the World Bank Group's 2017 Harmonized List of Fragile Situations,^d 14 implemented at least one business regulation reform and six economies implemented two reforms or more. Getting credit was the most reformed area of business regulation, accounting for eight of the 24 reforms implemented by this group. Djibouti recorded five reforms, the highest number among all fragile states. Djibouti reduced the fees associated with starting a business and construction inspections, implemented decennial liability for all professionals involved in construction projects, increased the transparency of its land administration system and established a new credit information system. As a result of these reforms, Djibouti's distance to frontier score improved by 3.79 percentage points.

Fragile states are converging with non-fragile states on the cost to register property and start a business



Source: *Doing Business* database.

Note: Fragile states are classified based on the World Bank Group's Harmonized List of Fragile Situations for fiscal year 2017. The sample includes 174 economies where data is available back to *Doing Business* 2006.

Kosovo, the second most-reformed country in the fragile states group, implemented three business regulation reforms. Iraq, Madagascar, Myanmar, and Sierra Leone made two reforms each in 2016/17. Iraq simplified the process of starting a business by combining multiple registration procedures and reducing the time to register a company. It also launched a new credit registry, improving access to credit information. Similarly, Myanmar adopted a regulation that allows the creation of credit bureaus, while Madagascar increased the coverage of its credit registry. Kosovo and Liberia undertook reforms in the area of resolving insolvency in 2016/17. Both of these economies introduced a legal framework for corporate insolvency, making liquidation and reorganization procedures available to debtors and creditors.

a. World Bank 2011.

b. Burt, Hughes and Milante 2014.

c. Collier and Hoeffler 2004.

d. The harmonized list also includes Tuvalu, the only economy from the list that is not measured by *Doing Business*.

NOTES

1. Moscoso Boedo and Mukoyama 2012.
2. Doblas-Madrid and Minetti 2013.
3. Enikolopov, Petrova and Stepanov 2014.
4. Franks and Loranth 2014.
5. Clark, Dollar and Micco 2004.
6. The Gini coefficient, the most commonly-used measure of inequality, is a measure of statistical dispersion intended to represent the income or wealth distribution of an economy's residents.
7. The relationship is significant at the 1% level after controlling for income per capita.
8. The correlation between the number of reforms and the actual improvement in the distance to frontier score is 0.57.
9. Drazen and Grilli 1993; Ranciere and Tornell 2015.
10. Haggard and Williamson 1994.
11. Djankov, Georgieva and Ramalho 2017a.
12. The second peak is explained by substantial business regulation reforms undertaken by the 17 member states of the Organization for the Harmonization of Business Law in Africa, known by its French acronym OHADA. The organization adopted a revised Uniform Act Organizing Collective Proceedings for Wiping Off Debts in 2015, which introduced a simplified preventive settlement procedure for small companies and a new reconciliation procedure for companies facing financial difficulties, encouraging an agreement between a debtor and its main creditors. The OHADA Uniform Act also introduced provisions on cross-border insolvency that were implemented in all 17 OHADA member states.
13. Kraay and McKenzie 2014; Banerjee and Duflo 2011; Rodrick, Subramanian and Trebbi 2004; Buvinic and Gupta 1997.
14. Bruhn 2011; Bruhn 2013; Branstetter and others 2014.
15. Bruhn 2013; Fajnzylber, Maloney and Montes-Rojas 2011; Kaplan, Piedra and Seira 2011.
16. The relationship is significant at the 1% level after controlling for income per capita.
17. The relationship is significant at the 1% level after controlling for income per capita and population size; it is shown in figure 1.5.
18. De Soto 1989.
19. Dabla-Norris, Gradstein, and Inchauste 2008.
20. Loayza and Servén 2010.
21. Djankov, Georgieva and Ramalho 2017b. This association is significant when using the following indicator sets individually: starting a business, dealing with construction permits, getting credit and enforcing contracts. The relationship holds after controlling for income per capita and government expenditure.

About Doing Business

The foundation of *Doing Business* is the notion that economic activity benefits from clear and coherent rules: rules that set out and clarify property rights and facilitate the resolution of disputes. And rules that enhance the predictability of economic interactions and provide contractual partners with essential protections against arbitrariness and abuse. Such rules are much more effective in shaping the incentives of economic agents in ways that promote growth and development where they are reasonably efficient in design, are transparent and accessible to those for whom they are intended and can be implemented at a reasonable cost. The quality of the rules also has a crucial bearing on how societies distribute the benefits and finance the costs of development strategies and policies.

Good rules create an environment where new entrants with drive and good ideas can get started in business and where good firms can invest, expand and create new jobs. The role of government policy in the daily operations of domestic small and medium-size firms is a central focus of the *Doing Business* data. The objective is to encourage regulation that is designed to be efficient, accessible to all and simple to implement. Onerous regulation diverts the energies of entrepreneurs away from developing their businesses. But regulation that is efficient, transparent and implemented in a simple way facilitates business expansion and innovation, and makes it easier for aspiring entrepreneurs to compete on an equal footing.

Doing Business measures aspects of business regulation for domestic firms through an objective lens. The focus of the project is on small and medium-size companies in the largest business city of an economy. Based on standardized case studies, *Doing Business* presents quantitative indicators on the regulations that

apply to firms at different stages of their life cycle. The results for each economy can be compared with those for 189 other economies and over time.

FACTORS DOING BUSINESS MEASURES

Doing Business captures several important dimensions of the regulatory environment as it applies to local firms. It provides quantitative indicators on regulation for starting a business, dealing with construction permits, getting electricity, registering property, getting credit, protecting minority investors, paying taxes, trading across borders, enforcing contracts and resolving insolvency (table 2.1). *Doing Business* also measures features of labor market regulation. Although *Doing Business* does not present rankings of economies on the labor market regulation indicators or include the topic in the aggregate distance to frontier score or ranking on the ease of doing business, it does present the data for these indicators.



- *Doing Business* measures aspects of business regulation affecting domestic small and medium-size firms defined based on standardized case scenarios and located in the largest business city of each economy. In addition, for 11 economies a second city is covered.
- *Doing Business* covers 11 areas of business regulation across 190 economies. Ten of these areas—starting a business, dealing with construction permits, getting electricity, registering property, getting credit, protecting minority investors, paying taxes, trading across borders, enforcing contracts and resolving insolvency—are included in the distance to frontier score and ease of doing business ranking. *Doing Business* also measures features of labor market regulation, which is not included in these two measures.
- *Doing Business* relies on four main sources of information: the relevant laws and regulations, *Doing Business* respondents, the governments of the economies covered and the World Bank Group regional staff.
- More than 43,000 professionals in 190 economies have assisted in providing the data that inform the *Doing Business* indicators over the past 15 years.
- *Doing Business* data are widely used by governments, researchers, international organizations and think tanks to guide policies, conduct research and develop new indexes.

TABLE 2.1 What *Doing Business* measures—11 areas of business regulation

Indicator set	What is measured
Starting a business	Procedures, time, cost and paid-in minimum capital to start a limited liability company
Dealing with construction permits	Procedures, time and cost to complete all formalities to build a warehouse and the quality control and safety mechanisms in the construction permitting system
Getting electricity	Procedures, time and cost to get connected to the electrical grid, the reliability of the electricity supply and the transparency of tariffs
Registering property	Procedures, time and cost to transfer a property and the quality of the land administration system
Getting credit	Movable collateral laws and credit information systems
Protecting minority investors	Minority shareholders' rights in related-party transactions and in corporate governance
Paying taxes	Payments, time and total tax and contribution rate for a firm to comply with all tax regulations as well as post-filing processes
Trading across borders	Time and cost to export the product of comparative advantage and import auto parts
Enforcing contracts	Time and cost to resolve a commercial dispute and the quality of judicial processes
Resolving insolvency	Time, cost, outcome and recovery rate for a commercial insolvency and the strength of the legal framework for insolvency
Labor market regulation	Flexibility in employment regulation and aspects of job quality

How the indicators are selected

The design of the *Doing Business* indicators has been informed by theoretical insights gleaned from extensive research and the literature on the role of institutions in enabling economic development.¹ In addition, the background papers developing the methodology for each of the *Doing Business* indicator sets have established the importance of the rules and regulations that *Doing Business* focuses on for such economic outcomes as trade volumes, foreign direct investment, market capitalization in stock exchanges and private credit as a percentage of GDP.²

The choice of the 11 sets of *Doing Business* indicators has also been guided by economic research and firm-level data, specifically data from the World Bank Enterprise Surveys.³ These surveys provide data highlighting the main obstacles to business activity as reported by entrepreneurs in more than 131,000 companies in 139 economies. Access to finance and access to electricity, for example, are among the factors identified by the surveys as important to businesses—inspiring the design of the *Doing*

Business indicators on getting credit and getting electricity.

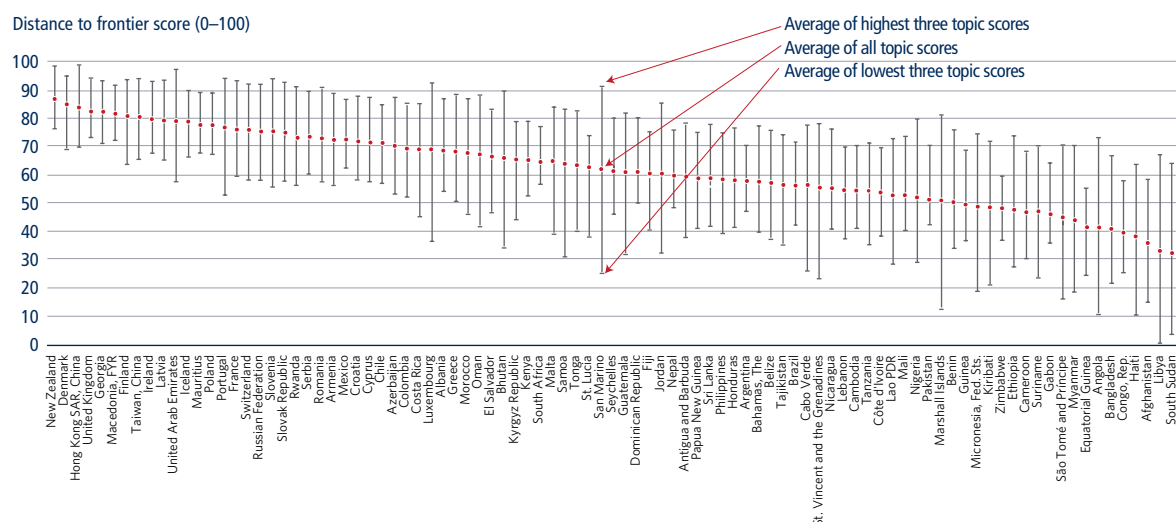
Some *Doing Business* indicators give a higher score for more regulation and better-functioning institutions (such as courts or credit bureaus). Higher scores are given for stricter disclosure requirements for related-party transactions, for example, in the area of protecting minority investors. Higher scores are also given for a simplified way of applying regulation that keeps compliance costs for firms low—such as by easing the burden of business start-up formalities with a one-stop shop or through a single online portal. Finally, *Doing Business* scores reward economies that apply a risk-based approach to regulation as a way to address social and environmental concerns—such as by imposing a greater regulatory burden on activities that pose a high risk to the population and a lesser one on lower-risk activities. Thus, the economies that rank highest on the ease of doing business are not those where there is no regulation—but those where governments have managed to create rules that facilitate interactions in the

marketplace without needlessly hindering the development of the private sector.

The distance to frontier and ease of doing business ranking

To provide different perspectives on the data, *Doing Business* presents data both for individual indicators and for two aggregate measures: the distance to frontier score and the ease of doing business ranking. The distance to frontier score aids in assessing the absolute level of regulatory performance and how it improves over time. This measure shows the distance of each economy to the “frontier,” which represents the best performance observed on each of the indicators across all economies in the *Doing Business* sample since 2005 or the third year in which data were collected for the indicator. The frontier is set at the highest possible value for indicators calculated as scores, such as the strength of legal rights index or the quality of land administration index. This underscores the gap between a particular economy's performance and the best performance at any point in time and is used to assess the absolute change in the economy's regulatory environment over time as measured by *Doing Business*. The distance to frontier is first computed for each topic and then averaged across all topics to compute the aggregate distance to frontier score. The ranking on the ease of doing business complements the distance to frontier score by providing information about an economy's performance in business regulation relative to the performance of other economies as measured by *Doing Business*.

Doing Business uses a simple averaging approach for weighting component indicators, calculating rankings and determining the distance to frontier score.⁴ Each topic covered by *Doing Business* relates to a different aspect of the business regulatory environment. The distance to frontier scores and rankings of each economy vary, often considerably, across topics, indicating that a strong performance by an economy in one area of regulation can coexist with weak performance in another (figure 2.1). One way to assess the variability of

FIGURE 2.1 An economy's regulatory environment may be more business-friendly in some areas than in others

Source: *Doing Business* database.

Note: The distance to frontier scores reflected are those for the 10 *Doing Business* topics included in this year's aggregate distance to frontier score. The figure is illustrative only; it does not include all 190 economies covered by this year's report. See the country tables for the distance to frontier scores for each *Doing Business* topic for all economies.

an economy's regulatory performance is to look at its distance to frontier scores across topics (see the country tables). Morocco, for example, has an overall distance to frontier score of 67.91, meaning that it is about two-thirds of the way from the worst to the best performance. Its distance to frontier score is 92.46 for starting a business, 85.72 for paying taxes and 81.12 for trading across borders. At the same time, it has a distance to frontier score of 34.03 for resolving insolvency, 45 for getting credit and 58.33 for protecting minority investors.

FACTORS DOING BUSINESS DOES NOT MEASURE

Many important policy areas are not covered by *Doing Business*; even within the areas it covers its scope is narrow (table 2.2). *Doing Business* does not measure the full range of factors, policies and institutions that affect the quality of an economy's business environment or its national competitiveness. It does not, for example, capture aspects of macroeconomic stability, development of the financial system,

market size, the incidence of bribery and corruption or the quality of the labor force.

The focus is deliberately narrow even within the relatively small set of indicators included in *Doing Business*. The time and cost required for the logistical process of exporting and importing goods is captured in the trading across borders indicators, for example, but they do not measure the cost of tariffs or of international transport. *Doing Business* provides a narrow perspective on the infrastructure challenges that firms face, particularly in the developing world, through these indicators. It does not address the extent to which inadequate roads, rail, ports and communications may add to firms' costs and undermine competitiveness (except to the extent that the trading across borders indicators indirectly measure the quality of ports and border connections). Similar to the indicators on trading across borders, all aspects of commercial legislation are not covered by those on starting a business or protecting minority investors. And while *Doing Business* measures only a few aspects within each area that it covers, business regulation

reforms should not focus only on these aspects, because those that it does not measure are also important.

Doing Business does not attempt to quantify all costs and benefits of a particular law or regulation to society as a whole. The paying taxes indicators measure the tax and contribution rate, which, in isolation, is a cost to businesses. However, the indicators do not measure—nor are they intended to measure—the benefits of the social and economic programs funded with tax revenues. Measuring the quality and efficiency of business regulation provides only one input into the debate on the regulatory burden associated with achieving regulatory objectives, which can differ across economies. *Doing Business* provides

TABLE 2.2 Examples of areas not covered by *Doing Business*

Macroeconomic stability
Development of the financial system
Quality of the labor force
Incidence of bribery and corruption
Market size
Lack of security

a starting point for this discussion and should be used in conjunction with other data sources.

ADVANTAGES AND LIMITATIONS OF THE METHODOLOGY

The *Doing Business* methodology is designed to be an easily replicable way to benchmark specific aspects of business regulation. Its advantages and limitations should be understood when using the data (table 2.3).

Ensuring comparability of the data across a global set of economies is a central consideration for the *Doing Business* indicators, which are developed using standardized case scenarios with specific assumptions. One such assumption is the location of a standardized business—the subject of the *Doing Business* case study—in the largest business city of the economy. The reality is that business regulations and their enforcement may differ within a country, particularly in federal states and large economies. But gathering data for every relevant jurisdiction in each of the 190 economies covered by *Doing Business* is infeasible. Nevertheless, where policy makers are interested in generating data at the local level, beyond

the largest business city, and learning from local good practices, *Doing Business* has complemented its global indicators with subnational studies (box 2.1). Also, coverage was extended to the second largest business city in economies with a population of more than 100 million (as of 2013) in *Doing Business 2015*.

Doing Business recognizes the limitations of the standardized case scenarios and assumptions. But while such assumptions come at the expense of generality, they also help to ensure the comparability of data. Some *Doing Business* topics are complex, and so it is important that the standardized cases are defined carefully. For example, the standardized case scenario usually involves a limited liability company or its legal equivalent. There are two reasons for this assumption. First, private limited liability companies are the most prevalent business form (for firms with more than one owner) in many economies around the world. Second, this choice reflects the focus of *Doing Business* on expanding opportunities for entrepreneurship: investors are encouraged to venture into business when potential losses are limited to their capital participation.

Another assumption underlying the *Doing Business* indicators is that entrepreneurs have knowledge of and comply

with applicable regulations. In practice, entrepreneurs may not be aware of what needs to be done or how to comply with regulations and may lose considerable time trying to find out. Alternatively, they may intentionally avoid compliance—by not registering for social security, for example. Firms may opt for bribery and other informal arrangements intended to bypass the rules where regulation is particularly onerous—an aspect that helps explain differences between the de jure data provided by *Doing Business* and the de facto insights offered by the World Bank Enterprise Surveys.⁵ Levels of informality tend to be higher in economies with particularly burdensome regulation. Compared with their formal sector counterparts, firms in the informal sector typically grow more slowly, have poorer access to credit and employ fewer workers—and these workers remain outside the protections of labor law and, more generally, other legal protections embedded in the law.⁶ Firms in the informal sector are also less likely to pay taxes. *Doing Business* measures one set of factors that help explain the occurrence of informality and provides policy makers with insights into potential areas of regulatory reform.

DATA COLLECTION IN PRACTICE

The *Doing Business* data are based on a detailed reading of domestic laws and regulations as well as administrative requirements. The report covers 190 economies—including some of the smallest and poorest economies, for which little or no data are available from other sources. The data are collected through several rounds of communication with expert respondents (both private sector practitioners and government officials), through responses to questionnaires, conference calls, written correspondence and visits by the team. *Doing Business* relies on four main sources of information: the relevant laws and regulations, *Doing Business* respondents, the governments of the economies covered and the World Bank Group regional staff (figure 2.2). For a

TABLE 2.3 Advantages and limitations of the *Doing Business* methodology

Feature	Advantages	Limitations
Use of standardized case scenarios	Makes data comparable across economies and methodology transparent	Reduces scope of data; only regulatory reforms in areas measured can be systematically tracked
Focus on largest business city ^a	Makes data collection manageable (cost-effective) and data comparable	Reduces representativeness of data for an economy if there are significant differences across locations
Focus on domestic and formal sector	Keeps attention on formal sector—where regulations are relevant and firms are most productive	Unable to reflect reality for informal sector—important where that is large—or for foreign firms facing a different set of constraints
Reliance on expert respondents	Ensures that data reflect knowledge of those with most experience in conducting types of transactions measured	Indicators less able to capture variation in experiences among entrepreneurs
Focus on the law	Makes indicators “actionable”—because the law is what policy makers can change	Where systematic compliance with the law is lacking, regulatory changes will not achieve full results desired

a. In economies with a population of more than 100 million as of 2013, *Doing Business* covers business regulation in both the largest and second largest business city.

BOX 2.1 Subnational *Doing Business* indicators: regional-level benchmarking in the European Union

Subnational *Doing Business* studies point to differences in business regulation and its implementation—as well as in the pace of regulatory reform—across locations in a single economy or region. For several economies, subnational studies are now periodically updated to measure change over time or to expand geographic coverage to additional cities. Six economies completed subnational studies this year: Afghanistan, Colombia, three EU member states (Bulgaria, Hungary and Romania) and Kazakhstan. In addition, an ongoing study updated data for Nigeria.

With funding from the European Commission's Directorate-General for Regional and Urban Policy (DG REGIO), the first of a series of new subnational reports was launched focusing on the European Union member states. *Doing Business in the European Union 2017: Bulgaria, Hungary and Romania* builds on subnational studies completed in Italy, Spain and Poland. The next study in the subnational series will cover Croatia, the Czech Republic, Portugal and the Slovak Republic.

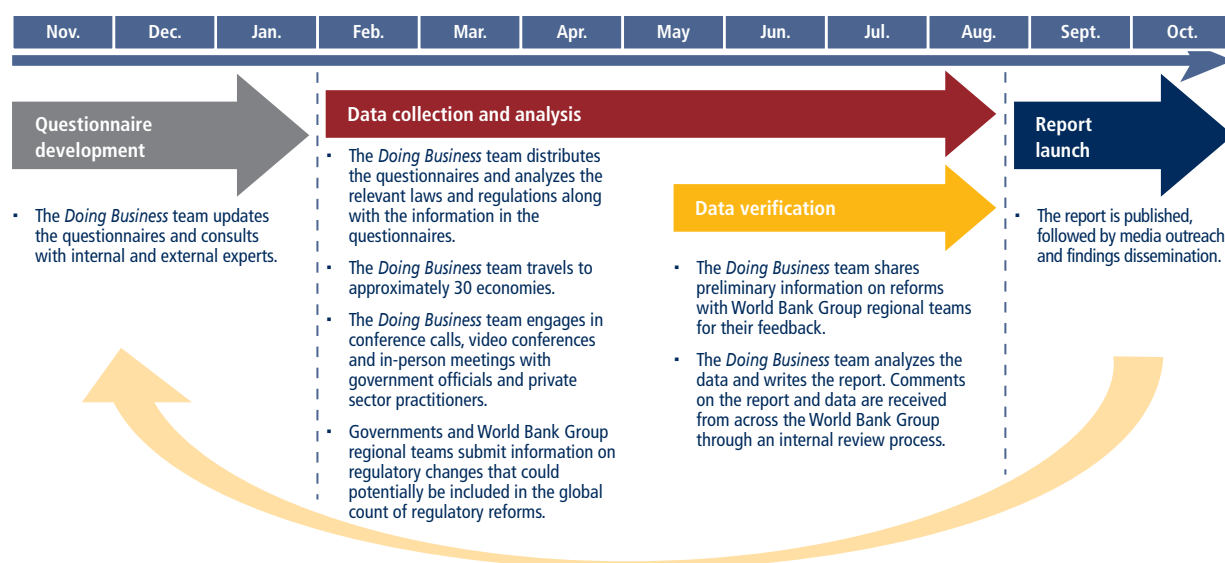
These studies will provide valuable input to individual country reports produced for the European Semester, the European Union's economic and fiscal policy coordination framework, and will be closely linked with the Lagging Regions initiative launched by the European Commission in June 2015, which studies constraints to growth and investment in the European Union's low-income and low-growth regions.

Doing Business in the European Union 2017: Bulgaria, Hungary and Romania goes beyond the largest business cities of Sofia, Budapest and Bucharest to benchmark an additional 19 locations. In total, the study measures business regulation in 22 locations—six in Bulgaria, seven in Hungary and nine in Romania. The study benchmarks the locations using five *Doing Business* indicator sets: starting a business, dealing with construction permits, getting electricity, registering property and enforcing contracts.

The study finds that there are locations in each economy that outperform the EU average in at least one area. In Bulgaria, for example, Varna and Pleven outperform the EU average on the starting a business indicators. This is also the case in Pecs and Szeged (Hungary), which outperform the EU average on the dealing with construction permits indicators. All Hungarian cities and Oradea (Romania) perform above the EU average for registering property; most locations also do so for enforcing contracts. However, none of the subnational locations surveyed came close to the EU average on the indicators for getting electricity.

While no single location excels in all five areas covered by the study, most demonstrate a noteworthy performance in at least one area, providing reform-minded officials with examples of existing good practices that can be replicated. For example, Bulgarian cities could make starting a business easier by adopting the good practices observed in Varna. Cities in Hungary could make it easier to get electricity by emulating the good practices of Szeged and Szekesfehervar. And Romanian cities could strengthen their own contract enforcement regimes by studying the example of Timisoara. The study, which also includes comparisons with 187 other economies worldwide, provides practical recommendations and showcases good practices for improving the business environment.

FIGURE 2.2 How *Doing Business* collects and verifies the data



detailed explanation of the *Doing Business* methodology, see the data notes.

Relevant laws and regulations

The *Doing Business* indicators are based mostly on laws and regulations: approximately two-thirds of the data embedded in the *Doing Business* indicators are based on a reading of the law. In addition to filling out questionnaires, *Doing Business* respondents submit references to the relevant laws, regulations and fee schedules. The *Doing Business* team collects the texts of the relevant laws and regulations and checks the questionnaire responses for accuracy. The team will examine the civil procedure code, for example, to check the maximum number of adjournments in a

commercial court dispute, and read the insolvency code to identify if the debtor can initiate liquidation or reorganization proceedings. These and other types of laws are available on the *Doing Business* law library website.⁷ Since the data collection process involves an annual update of an established database, having a very large sample of respondents is not strictly necessary. In principle, the role of the contributors is largely advisory—helping the *Doing Business* team to locate and understand the laws and regulations. There are quickly diminishing returns to an expanded pool of contributors. This notwithstanding, the number of contributors rose by 60% between 2010 and 2017.

Extensive consultations with multiple contributors are conducted by the team to minimize measurement error for the rest of the data. For some indicators—for example, those on dealing with construction permits, enforcing contracts and resolving insolvency—the time component and part of the cost component (where fee schedules are lacking) are based on actual practice rather than the law on the books. This introduces a degree of judgment by respondents on what actual practice looks like. When respondents disagree, the time indicators reported by *Doing Business* represent the median values of several responses given under the assumptions of the standardized case (box 2.2).

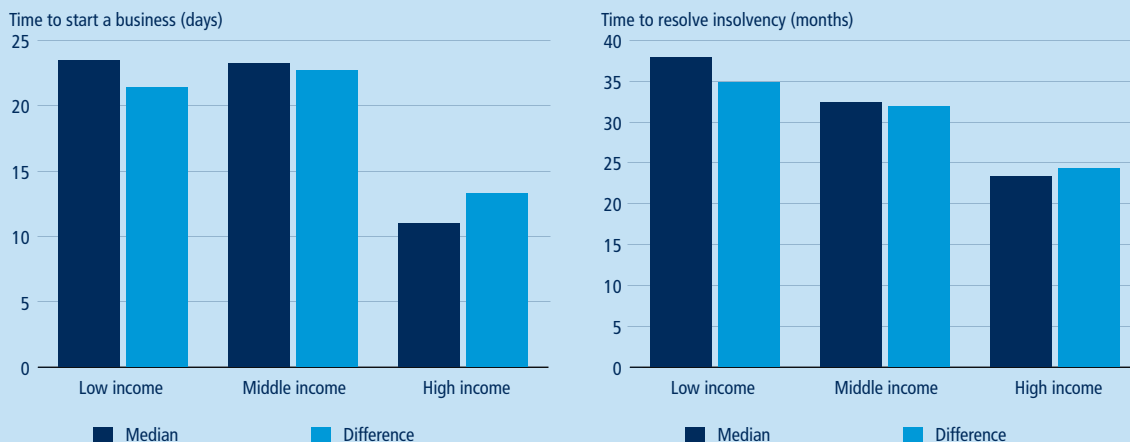
BOX 2.2 Where is the implementation of regulation more predictable and does it matter?

Doing Business measures the median duration of each procedure or process individually across the different indicator sets with time components. However, in practice, the time it takes to complete the same transaction can differ significantly from one entrepreneur to another. Because entrepreneurs place a premium on reliability and low risk, this variability in time can have important implications.

This year, *Doing Business* sets out to better understand these differences for the eight indicators with a time component, namely starting a business, dealing with construction permits, getting electricity, registering property, paying taxes, trading across borders, enforcing contracts and resolving insolvency. To do so, *Doing Business* collected data estimating the time to complete a procedure in both the best and worst case scenarios in an economy. The data show that in Spain, for example, a commercial dispute trial takes 280 days on average in a normal case, but can range from 180 days to 550 days depending on the individual circumstances.

The data show that—across the eight *Doing Business* indicators mentioned above—high-income economies have lower time variability and, therefore, more predictable regulatory environments than low- or middle-income economies (see figure below for an example). In addition, the data confirm that the median is very much at the center of the time distribution. In the United Kingdom, for example, the median time for dealing with construction permits is 90 days. The worst case scenario is 120 days and the best case scenario is 60 days, meaning that the distribution is centered around the median plus or minus 30 days.

High-income economies have the smallest difference between the best and worst case scenario time estimates



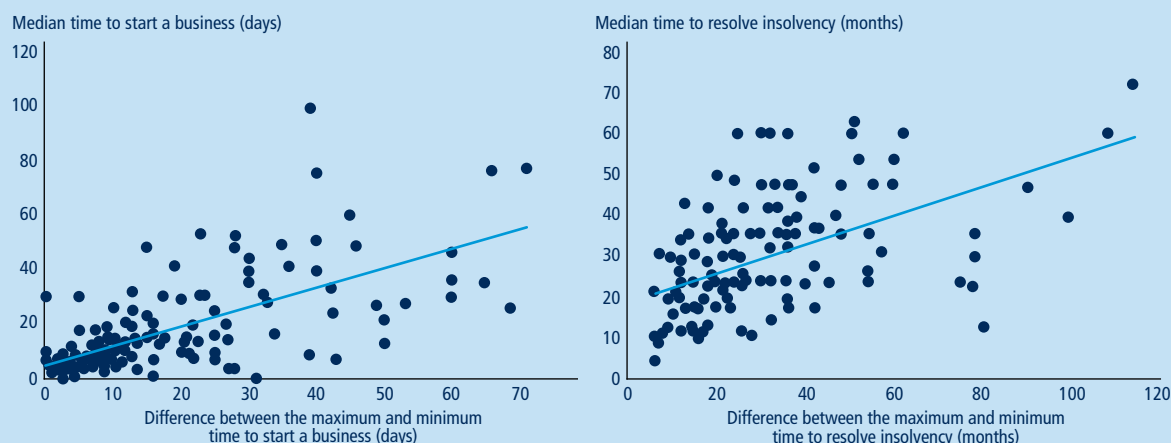
Source: *Doing Business* database.

(continued)

BOX 2.2 Where is the implementation of regulation more predictable and does it matter? (continued)

Doing Business data also show that the median is positively correlated with the difference between the best and worst case scenarios (see figure below). The longer the median time to comply with a regulation, the more difficult it becomes to predict the time needed to do so—the median becomes a measure for the unpredictability in time. In fact, economies with more variability in time do not experience higher levels of corruption on average other than what is already predicted by the median.

In economies where it takes longer to start or close a business, the time to do so is less predictable



Source: *Doing Business* database.

Doing Business respondents

More than 43,000 professionals in 190 economies have assisted in providing the data that inform the *Doing Business* indicators over the past 15 years.⁸ This year's report draws on the inputs of more than 13,000 professionals.⁹ The *Doing Business* website shows the number of respondents for each economy and each indicator set.

Selected on the basis of their expertise in these areas, respondents are professionals who routinely administer or advise on the legal and regulatory requirements in the specific areas covered by *Doing Business*. Because of the focus on legal and regulatory arrangements, most of the respondents are legal professionals such as lawyers, judges or notaries. In addition, officials of the credit bureau or registry complete the credit information questionnaire. Accountants, architects, engineers, freight forwarders and other professionals answer the questionnaires related to paying taxes, dealing with construction permits, trading across borders

and getting electricity. Information that is incorporated into the indicators is also provided by certain public officials (such as registrars from the company or property registry).

The *Doing Business* approach is to work with legal practitioners or other professionals who regularly undertake the transactions involved. Following the standard methodological approach for time-and-motion studies, *Doing Business* breaks down each process or transaction, such as starting a business or registering a building, into separate steps to ensure a better estimate of time. The time estimate for each step is given by practitioners with significant and routine experience in the transaction.

There are two main reasons that *Doing Business* does not survey firms. The first relates to the frequency with which firms engage in the transactions captured by the indicators, which is generally low. For example, a firm goes through the start-up process once in its existence, while

an incorporation lawyer may carry out 10 such transactions each month. The incorporation lawyers and other experts providing information to *Doing Business* are therefore better able to assess the process of starting a business than are individual firms. They also have access to current regulations and practices, while a firm may have faced a different set of rules when incorporating years before. The second reason is that the *Doing Business* questionnaires mostly gather legal information, which firms are unlikely to be fully familiar with. For example, few firms will know about all the main legal procedures involved in resolving a commercial dispute through the courts, even if they have gone through the process themselves. But a litigation lawyer should have little difficulty in providing the requested information on all the procedures.

Governments and World Bank Group regional staff

After receiving the completed questionnaires from the *Doing Business*

respondents, verifying the information against the law and conducting follow-up inquiries to ensure that all relevant information is captured, the *Doing Business* team shares the preliminary descriptions of regulatory reforms with governments (through the World Bank Group's Board of Executive Directors) and regional staff of the World Bank Group. Through this process, government authorities and World Bank Group staff working on the economies covered by *Doing Business* can alert the team about, for example, regulatory reforms not reported by the respondents or additional achievements of regulatory reforms. The *Doing Business* team can then turn to the local private sector experts for further consultation and, as needed, corroboration. In addition, the team responds formally to the comments of governments or regional staff and provides explanations of the scoring decisions.

Data adjustments

Information on data corrections is provided in the data notes and on the *Doing Business* website. A transparent complaint procedure allows anyone to challenge the data. From November 2016 to October 2017 the team received and responded to over 180 queries on the data.

USES OF THE DOING BUSINESS DATA

Doing Business was designed with two main types of users in mind: policy makers and researchers. It is a tool that governments can use to design sound business regulatory policies. Nevertheless, the *Doing Business* data are limited in scope and should be complemented with other sources of information. *Doing Business* focuses on a few specific rules relevant to the specific case studies analyzed. These rules and case studies are chosen to be illustrative of the business regulatory environment, but they are not a comprehensive description of that environment. By providing a unique data set that enables analysis aimed at better

understanding the role of business regulation in economic development, *Doing Business* is also an important source of information for researchers.

Governments and policy makers

Doing Business offers policy makers a benchmarking tool useful in stimulating policy debate, both by exposing potential challenges and by identifying good practices and lessons learned. Despite the narrow focus of the indicators, the initial debate in an economy on the results they highlight typically turns into a deeper discussion on areas where business regulatory reform is needed, including areas well beyond those measured by *Doing Business*. In economies where subnational studies are conducted, the *Doing Business* indicators go one step further in offering policy makers a tool to identify good practices that can be adopted within their economies (box 2.1).

Many *Doing Business* indicators can be considered “actionable.” For example, governments can set the minimum capital requirement for new firms, invest in company and property registries to increase their efficiency, or improve the efficiency of tax administration by adopting the latest technology to facilitate the preparation, filing and payment of taxes by the business community. And they can undertake court reforms to shorten delays in the enforcement of contracts. But some *Doing Business* indicators capture procedures, time and costs that involve private sector participants, such as lawyers, notaries, architects, electricians or freight forwarders. Governments may have little influence in the short run over the fees these professions charge, though much can be achieved by strengthening professional licensing regimes and preventing anticompetitive behavior. And governments have no control over the geographic location of their economy, a factor that can adversely affect businesses.

While many *Doing Business* indicators are actionable, this does not necessarily

mean that they are all “action-worthy” in a particular context. Business regulatory reforms are only one element of a strategy aimed at improving competitiveness and establishing a solid foundation for sustainable economic growth. There are many other important goals to pursue—such as effective management of public finances, adequate attention to education and training, adoption of the latest technologies to boost economic productivity and the quality of public services, and appropriate regard for air and water quality to safeguard public health. Governments must decide what set of priorities best suits their needs. To say that governments should work toward a sensible set of rules for private sector activity (as embodied, for example, in the *Doing Business* indicators) does not suggest that doing so should come at the expense of other worthy policy goals.

Over the past decade governments have increasingly turned to *Doing Business* as a repository of actionable, objective data providing unique insights into good practices worldwide as they have come to understand the importance of business regulation as a driving force of competitiveness. To ensure the coordination of efforts across agencies, economies such as Colombia, Malaysia and the Russian Federation have formed regulatory reform committees. These committees use the *Doing Business* indicators as one input to inform their programs for improving the business environment. More than 60 other economies have also formed such committees. In East Asia and the Pacific, they include Brunei Darussalam; Indonesia; the Republic of Korea; the Philippines; Taiwan, China; and Thailand. In the Middle East and North Africa: the Arab Republic of Egypt, Kuwait, Morocco, Saudi Arabia and the United Arab Emirates. In South Asia: Bangladesh, India and Pakistan. In Europe and Central Asia: Albania, Croatia, Georgia, Kazakhstan, Kosovo, the Kyrgyz Republic, the former Yugoslav Republic of Macedonia, Moldova, Montenegro, Poland, Tajikistan, Turkey, Ukraine and Uzbekistan. In Sub-Saharan Africa: Benin,

Burundi, the Comoros, the Democratic Republic of Congo, the Republic of Congo, Côte d'Ivoire, Guinea, Guinea-Bissau, Kenya, Liberia, Malawi, Mali, Mauritius, Niger, Nigeria, Rwanda, Senegal, Sierra Leone, Sudan, Tanzania, Togo, Zambia and Zimbabwe. And in Latin America and the Caribbean: Argentina, Brazil, Chile, Costa Rica, the Dominican Republic, Guatemala, Jamaica, Mexico, Nicaragua, Panama, Peru and St. Lucia. Since 2003, governments have reported more than 3,180 regulatory reforms, about 920 of which have been informed by *Doing Business*.¹⁰

Many economies share knowledge on the regulatory reform process related to the areas measured by *Doing Business*. Among the most common venues for this knowledge sharing are peer-to-peer learning events—workshops where officials from different governments across a region or even across the globe meet to discuss the challenges of regulatory reform and to share their experiences.

Think tanks and other research organizations

Doing Business data are widely used by think tanks and other research organizations, both for the development of new indexes and to produce research papers.

Many research papers have shown the importance of business regulation and how it relates to different economic outcomes.¹¹ One of the most cited theoretical mechanisms on how excessive business regulation affects economic performance and development is that it makes it too costly for firms to engage in the formal economy, causing them not to invest or to move to the informal sector. Recent studies have conducted extensive empirical testing of this proposition using *Doing Business* and other related indicators. According to one study, for example, a reform that simplified business registration in Mexican municipalities increased registration by 5% and wage employment by 2.2%—and, as a result of increased competition, reduced the income of incumbent businesses by 3%.¹² Business

registration reforms in Mexico also resulted in 14.9% of informal business owners shifting to the formal economy.¹³

Efficient and non-distortionary business regulations are important drivers of productivity. A study on India, for example, shows that inefficient licensing and size restrictions cause a misallocation of resources, reducing total factor productivity by preventing efficient firms from achieving their optimal scale and allowing inefficient firms to remain in the market.¹⁴ The study shows that removing these restrictions would boost total factor productivity by an estimated 40-60%. In the European Union and Japan, implicit taxes on capital use were shown to reduce the average size of firms by 20%, output by 8.1% and output per firm by 25.6%.¹⁵ A recent study on Côte d'Ivoire, Ethiopia, Ghana and Kenya demonstrates large productivity gains following the removal of firm-level distortions caused by uneven regulations and a poor business environment.¹⁶ Research also shows that raising the efficiency level of bankruptcy laws in select OECD high-income economies to that of the United States would increase the total factor productivity of the former by about 30% through a rise in bank loans to large firms.¹⁷

Considerable effort has been devoted to studying the link between government regulation of firm entry and employment growth. In Portugal, business reforms resulted in a reduction of the time and cost needed for company formalization, increasing the number of business start-ups by 17% and creating 7 new jobs per 100,000 inhabitants per month. New start-ups were more likely to be female-owned, were smaller and headed by less experienced, less-educated entrepreneurs than before the reform, suggesting that the reform created a more inclusive environment for aspiring entrepreneurs.¹⁸

In many economies, companies engaged in international trade struggle with high trade costs arising from transport, logistics and regulations that impede their

competitiveness and prevent them from taking full advantage of their productive capacity. With the availability of *Doing Business* indicators on trading across borders—which measure the time, procedural and monetary costs of exporting and importing—several empirical studies have assessed how trade costs affect the export and import performance of economies. A rich body of empirical research shows that efficient infrastructure and a healthy business environment are positively linked to export performance.¹⁹

Improving infrastructure efficiency and trade logistics bring documented benefits to an economy's balance of trade and individual traders. However, delays in transit time can reduce exports: a study analyzing the importance of trade logistics found that a 1-day increase in transit time reduces exports by an average of 7% in Sub-Saharan Africa.²⁰ Another study found that a 1-day delay in transport time for landlocked economies and for time-sensitive agricultural and manufacturing products has a particularly large negative impact, reducing trade by more than 1% for each day of delay.²¹ Delays while clearing customs procedures also negatively impact a firm's ability to export, particularly when goods are destined for new clients.²² And in economies with flexible entry regulations, a 1% increase in trade is associated with an increase of more than 0.5% in income per capita, but has no positive income effects in economies with more rigid regulation.²³ Research has also found that—although domestic buyers benefit from having goods of varying quality and price to choose from—import competition only results in minimal quality upgrading in OECD high-income economies with cumbersome regulation while it has no effect on quality upgrading in non-OECD economies with cumbersome regulation.²⁴ Therefore, the potential gains for consumers from import competition are reduced where regulation is cumbersome.

Doing Business measures aspects of business regulation affecting domestic firms.

However, research shows that better business regulation—as measured by *Doing Business*—is associated with higher levels of foreign direct investment.²⁵ Furthermore, foreign direct investment can either impede or promote domestic investment depending on how business friendly entry regulations are in the host economy. In fact, foreign direct investment has been shown to crowd out domestic investment in economies with costly processes for starting a business.²⁶ Another study showed that economies with higher international market integration have, on average, easier and simpler processes for starting a business.²⁷

Recent empirical work shows the importance of well-designed credit market regulations and well-functioning court systems for debt recovery. For example, a reform making bankruptcy laws more efficient significantly improved the recovery rate of viable firms in Colombia.²⁸ In a multi-economy study, the introduction of collateral registries for movable assets was shown to increase firms' access to finance by approximately 8%.²⁹ In India the establishment of debt recovery tribunals reduced non-performing loans by 28% and lowered interest rates on larger

loans, suggesting that faster processing of debt recovery cases cut the cost of credit.³⁰ An in-depth review of global bank flows revealed that firms in economies with better credit information sharing systems and higher branch penetration evade taxes to a lesser degree.³¹ Strong shareholder rights have been found to lower financial frictions, especially for firms with large external finance relative to their capital stock (such as small firms or firms in distress).³²

There is also a large body of theoretical and empirical work investigating the distortionary effects of high tax rates and cumbersome tax codes and procedures. According to one study, business licensing among retail firms rose 13% after a tax reform in Brazil.³³ Another showed that a 10% reduction in tax complexity is comparable to a 1% reduction in effective corporate tax rates.³⁴

Labor market regulation—as measured by *Doing Business*—has been shown to have important implications for the labor market. According to one study, graduating from school during a time of adverse economic conditions has a persistent, harmful effect on workers' subsequent employment opportunities. The persistence of

this negative effect is stronger in economies with stricter employment protection legislation.³⁵ Rigid employment protection legislation can also have negative distributional consequences. A study on Chile, for example, found that the tightening of job security rules was associated with lower employment rates for youth, unskilled workers and women.³⁶

By expanding the time series dimension and the scope of the data, *Doing Business* hopes to continue being a key reference for the debate on the importance of business regulation for economic development both within and outside the World Bank Group (box 2.3).

Indexes

Doing Business identified 17 different data projects or indexes that use *Doing Business* as one of its sources of data.³⁷ Most of these projects or institutions use indicator level data and not the aggregate ease of doing business ranking. The indicator set most widely used is starting a business, followed by labor market regulation and paying taxes. These indexes typically combine *Doing Business* data with data from other sources to assess an economy along a particular aggregate dimension such as competitiveness or innovation.

BOX 2.3 Recent *Doing Business* research drawing on new data from *Doing Business* and World Bank Enterprise Surveys

The *Doing Business* team conducted several studies in 2016/17 analyzing how the current data on business regulations from *Doing Business* and the World Bank Enterprise Surveys are associated with various economic and institutional outcomes. These studies found that:

- Small and medium-size firms are more likely to be credit constrained. In addition, a more advanced credit information system is associated with lower levels of credit constraints, particularly for smaller firms, firms that are not externally audited or firms that lack a quality certification.^a
- Fiscal pressures encourage regulatory reform. However, the effect of fiscal imbalances on reform weakens when governments can rely on low borrowing costs.^b
- Service unreliability is a significant factor in low-income economies, where power outages fluctuate significantly from year to year. Furthermore, burdensome electricity connections are associated with utility corruption and higher electricity sector constraints reduce firm demand for energy inputs.^c
- There is a significant negative relationship between corruption and firm productivity when business regulation is high, but there is no significant relationship when business regulation is low.^d

a. Chávez 2017.

b. Djankov, Georgieva and Ramalho 2017a.

c. Arlet 2017.

d. Amin and Ulku 2017.

The Heritage Foundation's Index of Economic Freedom, for example, has used 22 *Doing Business* indicators to measure the degree of economic freedom in the world in four areas, including rule of law, government size, regulatory efficiency and market openness.³⁸ Economies that score better in these four areas also tend to have a high degree of economic freedom.

Similarly, the World Economic Forum uses *Doing Business* data in its Global Competitiveness Index to demonstrate how competitiveness is a global driver of economic growth. The organization also uses 13 *Doing Business* indicators in five indexes that measure institutions, product market efficiency, labor market efficiency, financial market development and business dynamism. These publicly accessible sources expand the general business environment data generated by *Doing Business* by incorporating it into the study of other important social and economic issues across economies and regions. They prove that, taken individually, *Doing Business* indicators remain a useful starting point for a rich body of analysis across different areas and dimensions in the research world.

NOTES

1. Djankov 2016.
2. These papers are available on the *Doing Business* website at <http://www.doingbusiness.org/methodology>.
3. For more on the World Bank Enterprise Surveys, see the website at <http://www.enterprisesurveys.org>.
4. For getting credit, indicators are weighted proportionally, according to their contribution to the total score, with a weight of 60% assigned to the strength of legal rights index and 40% to the depth of credit information index. In this way, each point included in these indexes has the same value independent of the component it belongs to. Indicators for all other topics are assigned equal weights. For more details, see the chapter on the distance to frontier and ease of doing business ranking.
5. Hallward-Driemeier and Pritchett 2015.
6. Schneider 2005; La Porta and Shleifer 2008.
7. For the law library, see the website at <http://www.doingbusiness.org/law-library>.
8. The annual data collection exercise is an update of the database. The *Doing Business* team and the contributors examine the extent to which the regulatory framework has changed in ways relevant to the features captured by the indicators. The data collection process should therefore be seen as adding each year to an existing stock of knowledge reflected in the previous year's report, not as creating an entirely new data set.
9. While about 13,000 contributors provided data for this year's report, many of them completed a questionnaire for more than one *Doing Business* indicator set. Indeed, the total number of contributions received for this year's report is more than 16,000, which represents a true measure of the inputs received. The average number of contributions per indicator set and economy is more than seven. For more details, see <http://www.doingbusiness.org/contributors/doing-business>.
10. These are reforms for which *Doing Business* is aware that information provided by *Doing Business* was used in shaping the reform agenda.
11. The papers cited here are just a few examples of research done in the areas measured by *Doing Business*. Since 2003, when the *Doing Business* report was first published, more than 10,000 working papers and research articles published in peer-reviewed academic journals have discussed how regulation in the areas measured by *Doing Business* influences economic outcomes.
12. Bruhn 2011.
13. Bruhn 2013.
14. Hsieh and Klenow 2009.
15. Guner, Ventura and Xu 2008.
16. Cirera, Fattal Jaef and Maemir 2017.
17. Neira 2017.
18. Branstetter and others 2014.
19. Portugal-Perez and Wilson 2011.
20. Freund and Rocha 2011.
21. Djankov, Freund and Pham 2010.
22. Martincus, Carballo and Graziano 2015.
23. Freund and Bolaky 2008.
24. Amiti and Khandelwal 2011.
25. Corcoran and Gillanders 2015.
26. Munemo 2014.
27. Norbäck, Persson and Douhan 2014.
28. Giné and Love 2006.
29. Love, Martinez-Peria and Singh 2013.
30. Visaria 2009.
31. Beck, Lin and Ma 2014.
32. Claessens, Ueda and Yafeh 2014.
33. Monteiro and Assunção 2012.
34. Lawless 2013.
35. Kawaguchi and Murao 2014.
36. Montenegro and Pagés 2003.
37. The projects or indexes using *Doing Business* as a source of data are the following: Fraser Institute's Economic Freedom of the World (EFW); The Heritage Foundation's Index of Economic Freedom (IEF); The World Economic Forum's Global Competitiveness Index (GCI); Networked Readiness Index (NRI, jointly with INSEAD); Human Capital Index (HCI); Enabling Trade Index (ETI); Travel and Tourism Competitiveness Index (TTCI); INSEAD's Global Talent Competitiveness Index (GTI); Global Innovation Index (GII, jointly with Cornell University and the World Intellectual Property Organization); KPMG's Change Readiness Index (CRI); Citi and Imperial College London's Digital Money Index; International Institute for Management Development's World Competitiveness Yearbook; DHL's Global Connectedness Index (GCI); PricewaterhouseCoopers' Paying Taxes 2016: The Global Picture; Legatum Institute's Legatum Prosperity Index; The Millennium Challenge Corporation's Open Data Catalog; International Civil Service Effectiveness (InCISE) Index of Oxford University, Blavatnik School of Government and The Institute for Government.
38. For more on the Heritage Foundation's Index of Economic Freedom, see the website at <http://heritage.org/index>.



Reforming the Business Environment in 2016/17

- From June 2, 2016, to June 1, 2017, *Doing Business* recorded 264 regulatory reforms making it easier to do business—with 119 economies implementing at least one reform across the different areas measured by *Doing Business*.
- The economies that showed the most notable improvement in *Doing Business* 2018 are Brunei Darussalam, Thailand, Malawi, Kosovo, India, Uzbekistan, Zambia, Nigeria, Djibouti and El Salvador.
- Starting a business and getting credit were the areas with the highest incidence of reforms in 2016/17, with 38 reforms recorded in each area. Simplifying registration formalities was the most common feature of reforms making it easier to start a business. The most common feature of reforms making it easier to get credit was the introduction of new credit bureaus and registries.
- Europe and Central Asia continued to be the region with the highest share of economies (79%) implementing at least one business regulation reform, a trend that began over a decade ago. Sub-Saharan Africa, however, was the region with the highest total number of reforms in 2016/17, with 83 reforms recorded across all areas measured by *Doing Business*.
- East Asia and the Pacific had the highest number of economies recording the greatest overall number of reforms making it easier to do business in 2016/17. Brunei Darussalam and Thailand each implemented eight reforms while Indonesia implemented seven reforms.

Starting a business in Thailand used to take 27.5 days. Today, thanks to a series of business regulation reforms, the process takes only 4.5 days. First, Thailand eliminated the requirement that companies obtain a company seal. Previously, every certificate of shares had to be signed by at least one director and bear the company seal. And second, Thailand repealed the requirement to obtain approval of the company's work regulations from the Labor Department. Before the reform, companies with more than 10 employees were required to submit their work regulations to the Labor Department for approval. The company's work regulations are now checked during regular labor inspections. Thailand's case is not unique. In all, 38 economies reduced the complexity and cost of business incorporation processes in 2016/17, making it easier and faster for entrepreneurs to start a business.

Reform pays off. Reducing administrative burdens, simplifying regulation, strengthening competition and cutting red tape are reforms that are positively associated with higher manufacturing productivity growth in low-income economies and aggregate productivity growth in middle-income economies.¹ There is ample evidence of the positive impact of reforming in the *Doing Business* areas with a historically higher number of reforms—namely starting a business, paying taxes and trading across borders. Regulatory reforms that make it easier to start a formal business, for example, are associated with an increase in the number of registered firms and with a higher level of employment and productivity.² The composition and quality of taxation can have a significant impact on productivity and economic growth.³ Tax policies can negatively impact productivity by creating disincentives for firms to engage in innovative activities or distorting the capital-labor allocation when considering labor taxes, including mandatory social contributions. Research shows that eliminating such fiscal barriers would lift

real GDP growth rates by about 1 percentage point per year on average over the next two decades.⁴ Improving infrastructure efficiency and trade logistics bring documented benefits to an economy's external trade balance and individual traders but transit delays can reduce exports. A study analyzing the importance of trade logistics found that a 1-day increase in transit time reduces exports by an average of 7% in Sub-Saharan Africa.⁵

WHO REFORMED THE MOST IN 2016/17?

From June 2, 2016, to June 1, 2017, *Doing Business* recorded 264 regulatory reforms making it easier to do business—with 119 economies implementing at least one reform across the different areas measured by *Doing Business* (see table 3A.1 at the end of this chapter). However, starting a business, getting credit and trading across borders are the topics with the highest incidence of reforms in 2016/17 (table 3.1).

TABLE 3.1 Economies in Europe and Central Asia recorded the highest share of reforms making it easier to do business in 2016/17

Area of reform	Number of reforms in 2016/17	Region with the highest share of reformers in 2016/17
Starting a business	38	South Asia
Dealing with construction permits	22	Sub-Saharan Africa
Getting electricity	20	Europe & Central Asia
Registering property	29	Europe & Central Asia
Getting credit	38	South Asia
Protecting minority investors	21	South Asia
Paying taxes	30	East Asia & Pacific
Trading across borders	33	South Asia
Enforcing contracts	20	South Asia
Resolving insolvency	13	South Asia

Source: *Doing Business* database.

Note: The labor market regulation indicators also recorded 17 regulatory changes in the *Doing Business 2018* report. These changes are not included in the total reform count.

The region with the highest share of economies reforming across all topics is Europe and Central Asia, continuing a trend that began over a decade ago. Indeed, 79% of economies in the region implemented at least one business regulation reform recorded by *Doing Business 2018*. With five reforms, Uzbekistan is the regional leader on the total count of reforms, followed by Lithuania and Azerbaijan with four reforms each. However, Sub-Saharan Africa is the region with the highest total

number of reforms in 2016/17 with 83 reforms recorded across all areas measured by *Doing Business*. Three-quarters of economies in the region implemented at least one business regulation reform in 2016/17. Similarly, 75% of economies in South Asia have implemented at least one business regulation reform captured in *Doing Business 2018*.

East Asia and the Pacific has the greatest number of economies recording the

greatest overall number of reforms making it easier to do business in 2016/17; Brunei Darussalam and Thailand each implemented eight reforms while Indonesia implemented seven reforms. Latin America and the Caribbean and the OECD high-income group had the smallest shares of economies implementing business regulation reforms. The Middle East and North Africa was also among the regions with a relatively small share of economies reforming (65%). Nonetheless, Saudi Arabia implemented six reforms.

The 10 economies showing the most notable improvement in performance on the *Doing Business* indicators in 2016/17 were Brunei Darussalam, Thailand, Malawi, Kosovo, India, Uzbekistan, Zambia, Nigeria, Djibouti and El Salvador (table 3.2). These economies together implemented 53 business regulation reforms across 10 of the areas measured by *Doing Business*. Overall, the 10 top improvers implemented the most regulatory reforms in the area of getting credit (eight reforms), starting a business, dealing with construction permits and paying taxes (seven reforms in each area).

TABLE 3.2 The 10 economies improving the most across three or more areas measured by *Doing Business* in 2016/17

Economy	Ease of doing business rank	Change in DTF score	Reforms making it easier to do business									
			Starting a business	Dealing with construction permits	Getting electricity	Registering property	Getting credit	Protecting minority investors	Paying taxes	Trading across borders	Enforcing contracts	Resolving insolvency
Brunei Darussalam	56	5.77	✓	✓		✓	✓	✓	✓	✓	✓	
Thailand	26	5.65	✓		✓	✓	✓	✓	✓		✓	✓
Malawi	110	5.42		✓			✓			✓		✓
Kosovo	40	4.94	✓				✓					✓
India	100	4.66	✓	✓			✓	✓	✓	✓	✓	✓
Uzbekistan	74	4.50	✓	✓	✓			✓	✓			
Zambia	85	3.94					✓		✓	✓		
Nigeria	145	3.82	✓	✓		✓	✓		✓			
Djibouti	154	3.79	✓	✓		✓	✓	✓				
El Salvador	73	3.56		✓	✓				✓	✓		

Source: *Doing Business* database.

Note: Economies are selected on the basis of the number of reforms and ranked on how much their distance to frontier (DTF) score improved. First, *Doing Business* selects the economies that implemented reforms making it easier to do business in three or more of the 10 areas included in this year's aggregate distance to frontier score. Regulatory changes making it more difficult to do business are subtracted from the number of those making it easier. Second, *Doing Business* ranks these economies on the increase in their distance to frontier score due to reforms from the previous year (the impact due to changes in income per capita and the lending rate is excluded). The improvement in their score is calculated not by using the data published in 2016 but by using comparable data that capture data revisions and methodology changes. The choice of the most improved economies is determined by the largest improvements in the distance to frontier score among those with at least three reforms.

Among the 10 top improvers, Brunei Darussalam made the biggest advance toward the regulatory frontier for the second consecutive year by implementing eight reforms making it easier to do business. Brunei Darussalam removed post-incorporation procedures and implemented new building guidelines for construction, eliminating the requirement to obtain a hoarding permit and to submit both the commencement and completion notice to the one-stop shop. Additionally, Brunei Darussalam adopted a new secured transactions law that strengthened the rights of borrowers and creditors and strengthened minority investor protections by increasing shareholders' rights and role in major corporate decisions, clarifying ownership and control structures and requiring greater corporate transparency. The economy also introduced an electronic case management system for use by judges and lawyers and introduced an online system for filing and payment of the contributions to the employee provident fund. Finally, in 2016/17 Brunei Darussalam enhanced its National Single Window for goods clearance.

Thailand, the other economy in East Asia and the Pacific that made it to the list of the 10 top improvers, implemented changes in eight areas measured by *Doing Business*. Thailand streamlined the post-registration process to start a new business. Thailand also adopted a new secured transactions law that strengthened the rights of borrowers and creditors, introduced an automated risk-based system for selecting companies for tax audit and increased the automation and efficiency of enforcement processes in Bangkok. In addition, Thailand strengthened its land administration system by implementing a geographic information system and scanning the majority of maps in Bangkok.

Three Sub-Saharan African economies—Nigeria, Malawi and Zambia—made it to the list of 10 top improvers in 2016/17. Nigeria made starting a business faster by introducing the electronic approval of registration documents. Nigeria also

increased the transparency of dealing with construction permits by publishing all relevant regulations, fee schedules and pre-application requirements online. In addition, Nigeria improved access to credit information by legally guaranteeing borrowers the right to inspect their own data and by starting to provide credit scores to banks, financial institutions and borrowers. Nigeria also introduced new centralized electronic payment channels for the payment of all federal taxes. Malawi halved the fees charged by the city council and reduced the time to process building plan approvals. It also improved access to credit information by establishing a new credit bureau. Zambia made exporting and importing easier by implementing the ASYCUDA World data management system and made tax compliance easier by introducing an online platform for filing and paying taxes. All three economies introduced or made amendments to their secured transactions laws.

Kosovo and Uzbekistan are the two economies in Europe and Central Asia that made the biggest advances toward the frontier in 2016/17. Kosovo recorded three reforms making it easier to do business, including adopting a new law that establishes clear priority rules inside bankruptcy for secured creditors and clear grounds for relief from a stay for secured creditors during reorganization procedures. Uzbekistan, which recorded five reforms, streamlined the process of obtaining an electricity connection by introducing a “turnkey” service at the utility that fulfills all connection-related services, including the design and construction completion of the external connection.

With eight reforms making it easier to do business in 2016/17, India was the only economy in South Asia to join the list of the 10 top improvers. India made obtaining a building permit faster by implementing an online Single Window System for the approval of building plans; the new system allows for the submission and approval of building plans prior to requesting the building permit. India also streamlined

the business incorporation process by introducing the SPICe form (INC-32), which combined the application for the Permanent Account Number (PAN) and the Tax Account Number (TAN) into a single submission. Furthermore, following improvements to the online system in 2016, the time needed to complete the applications for Employee's Provident Fund Organization (EPFO) and the Employee's State Insurance Corporation (ESIC) decreased. The joint application for the Mumbai Value Added Tax (VAT) and the Profession Tax (PT) also was fully implemented in January 2017. India also strengthened access to credit by amending the rules on priority of secured creditors outside reorganization proceedings and adopting a new insolvency and bankruptcy code that introduced a reorganization procedure for corporate debtors. In trading across borders, India reduced border compliance time by improving infrastructure at the Nhava Sheva Port in Mumbai. Export and import border compliance costs were also reduced in both Delhi and Mumbai after merchant overtime fees were abolished. Thanks to the increased use of electronic and mobile platforms, since July 2016 importers under the Authorized Economic Operator (AEO) program have been able to clear cargo faster through simplified customs procedures.

With four reforms—captured in the indicators for dealing with construction permits, getting electricity, paying taxes and trading across borders—El Salvador is the only economy in Latin America and the Caribbean on this year's list of 10 top improvers. Similarly, Djibouti (with five reforms) is the only economy in the Middle East and North Africa region on the list.

REMOVING OBSTACLES TO STARTING A BUSINESS

Entrepreneurs in many economies continue to face significant barriers to entry when starting a business. Burdensome

and costly regulation can prevent entrepreneurs from entering the formal economy, negatively impacting both the public and private sectors. Formalization allows entrepreneurs and employees to access the legal and financial services available to registered companies (such as obtaining loans and social security benefits). There is clear evidence that streamlining regulatory procedures can encourage business entry, business growth, job creation and rising national incomes.

Thirty-eight economies made starting a business easier in 2016/17 by reducing the procedures, time or cost associated with the process. Two-thirds of these economies simplified registration formalities by, for example, abolishing requirements to obtain various approvals or consolidating several registration processes into one. Others streamlined postregistration procedures by eliminating the need to obtain a general business license or company seal. And still others set up or improved one-stop shops, reduced or eliminated minimum capital requirements and set up online platforms for entrepreneurs. Of the 38 economies that reformed in this area, 12 implemented complex improvements associated with two or more types of reforms.

Equatorial Guinea advanced the most toward the frontier in starting a business in 2016/17. It did this by abolishing the requirement to obtain an authorization of establishment from the Office of the Prime Minister to start a business. Previously, it took four months on average for each new business to obtain this authorization.

Niger, another economy that notably improved the ease of starting a business, reduced its minimum capital requirement, allocated more personnel to its one-stop shop—resulting in a reduction in the time required to register a company—and allowed for the publication of the notice of company incorporation online free of charge.

Since its inception, *Doing Business* has captured at least one reform making it easier to start a business in almost 95% of economies. These reforms have made it faster and easier for firms to launch and formally operate. Fifteen years ago, it took entrepreneurs worldwide 52 days on average to start and formally operate a firm. Today, it takes 20 days.

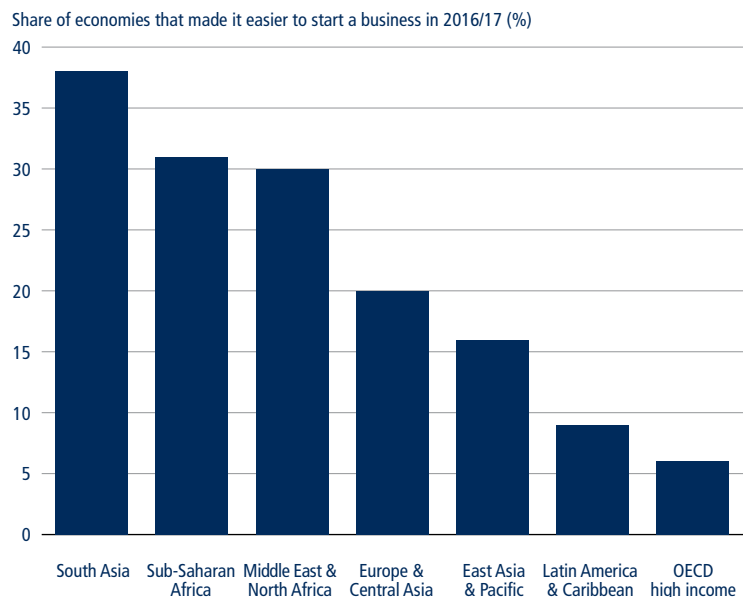
Simplifying registration requirements can range from merging registration procedures to eliminating redundant processes. Several economies in Sub-Saharan Africa took steps to streamline these formalities in 2016/17 (figure 3.1). By eliminating the requirement that a woman must obtain her husband's permission to operate a business, the Democratic Republic of Congo made it easier for women to register firms. And by combining multiple business registration procedures, the Democratic Republic of Congo also reduced the time required to start a business by nearly a business week.

STREAMLINING THE PROCESS OF OBTAINING A BUILDING PERMIT

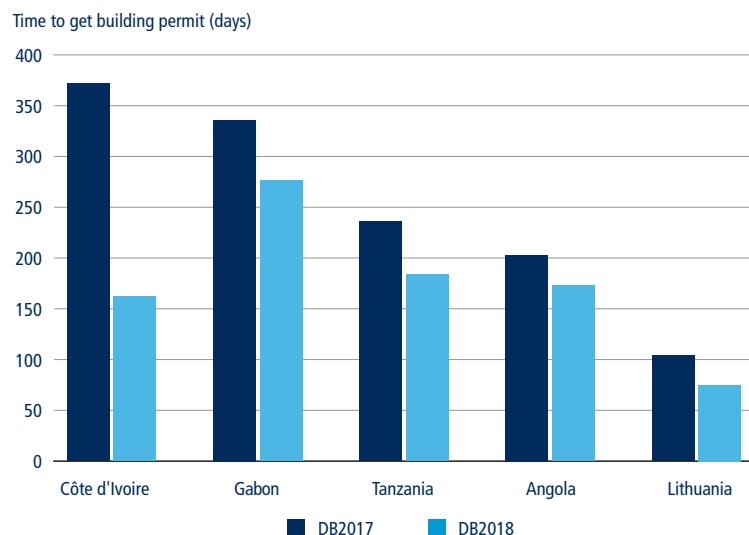
The construction sector is a critical indicator of the health of an economy. An abundance of stalled construction projects is a visible sign of economic hardship, while a booming construction industry is indicative of economic growth. Although various obstacles remain—including the fragmented nature of the construction industry and its hesitancy to adapt to technological change—governments around the world are focused on implementing reforms that reduce the time and cost to obtain permission to build.⁶ In 2016/17, five of the 22 economies that reformed their construction permitting processes focused their reforms on reducing the time to obtain the building permit itself (figure 3.2).

Côte d'Ivoire, which showed the most significant improvement in this area in

FIGURE 3.1 Economies in South Asia and Sub-Saharan Africa have the highest share of reforms making it easier to start a business in 2016/17



Source: *Doing Business* database.

FIGURE 3.2 Many economies made getting construction permits faster in 2016/17

Source: *Doing Business* database.

2016/17, established a one-stop shop for building permits and published deadlines, costs and procedures related to obtaining the urban planning certificate. As a result, Côte d'Ivoire reduced the number of required procedures by four and the time to process applications by 210 days.

Notable progress was also made elsewhere in Sub-Saharan Africa, where 15 economies reformed multiple aspects of their construction permitting processes. Gabon streamlined procedures and reduced the time to obtain a building permit by setting up an internal pre-approval meeting of relevant technical experts who examine the application prior to a formal committee meeting. Gabon also made its building regulations, fee schedules and requirements to obtain a building permit available online. Similarly, Benin and Ghana improved transparency by making regulations concerning construction openly accessible online while Rwanda increased quality control during construction by introducing risk-based inspections. Kenya reduced construction fees by eliminating clearance fees from the National Environment Management Authority and the National Construction Authority. Malawi halved building permit fees. Tanzania streamlined

its permitting process by improving the efficiency of its one-stop shop and increasing the frequency of building permit council meetings to once a month.

In Europe and Central Asia, Ukraine reduced the cost of construction by significantly lowering mandatory investor contributions to Kyiv's social and engineering-transport infrastructure. Lithuania reduced the time needed to obtain technical conditions and the building permit. Uzbekistan streamlined the process for obtaining approvals of land plot allocations from various agencies.

MAKING ACCESS TO ELECTRICITY MORE EFFICIENT AND RELIABLE

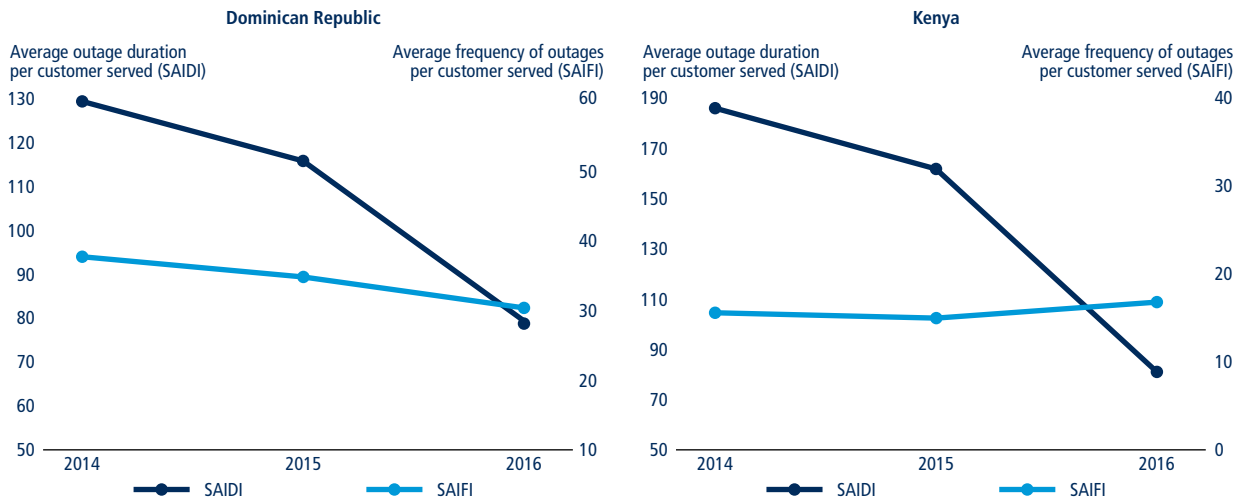
World Bank Enterprise Surveys data show that business owners in developing economies identify access to reliable electrical services as the fourth largest obstacle to doing business.⁷ However, electricity sector constraints vary. A difficult connection process is associated with utility corruption and may hamper firms,⁸ while an unreliable electricity supply is linked to low firm productivity.⁹

Both an efficient connection process and safeguards to mitigate outage risks are crucial to business owners. Effective customer protections and regulations also provide predictability for firms, enabling them to better forecast risks.

Given the importance of the electricity sector, many economies aim to improve access to electricity and the quality of supply to strengthen the operating environment for small and medium-size enterprises. *Doing Business* recorded reforms in 20 economies making it easier to get electricity in 2016/17. Of these, 12 economies focused on improving the connection process and eight on the reliability of electricity supply.

The most common feature of electricity reforms in the past year was improvement to the connection process. Regulatory changes that reduce the number of interactions required between the utility or other third parties and customers when they apply for an electricity connection are an effective way to improve the connection process. Armenia successfully reduced the number of interactions required in 2016/17 by installing a geographic information system, eliminating the need for a site inspection to issue the technical conditions. As a result, the total time to obtain a connection was reduced from 138 days in 2016 to 127 days in 2017.

In the Dominican Republic and Kenya changes were made to improve the reliability of power supply. Major upgrades were made to the network infrastructure in Santo Domingo and Nairobi, resulting in a notable reduction in the duration of outages (figure 3.3). In Kenya, the utility in Nairobi invested in its distribution lines and transformers and set up a squad specializing in restoring power when outages occur. In the Dominican Republic, the utility in Santo Domingo built new substations, redesigned the network zoning plan and established a response squad to quickly restore service after an outage. The initiatives implemented by

FIGURE 3.3 The duration of power outages has decreased in the Dominican Republic and Kenya

Source: *Doing Business* database.

Note: The figures show the average number of hours without electricity supply (as measured by SAIDI) and the average number of power outages (as measured by SAIFI) per customer served over the course of a year in the largest business city in each economy.

the utilities in both economies resulted in significant improvements in the reliability of electric supply. As a result, Kenya and the Dominican Republic became eligible to score on *Doing Business*' reliability of supply and transparency of tariff index as their System Average Interruption Duration Index (SAIDI) and System Average Interruption Frequency Index (SAIFI) scores are now below 100.

improving the quality of land administration in 2016/17. The most common improvements included increasing transparency of information and increasing administrative efficiency by reducing the time to transfer property.

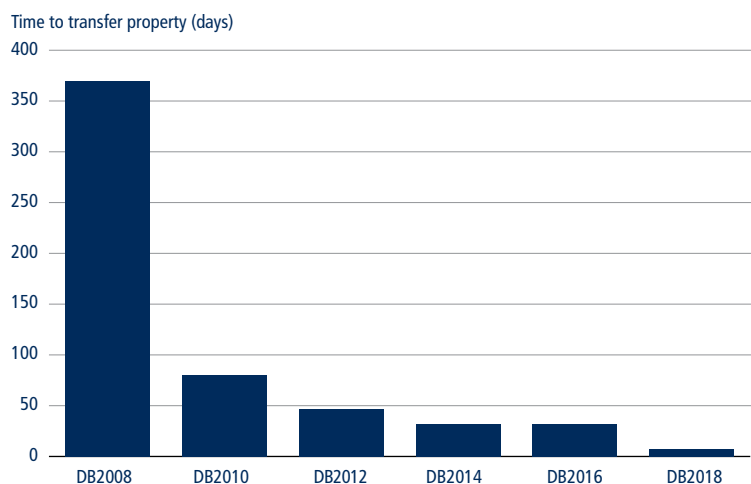
Mauritius made the biggest improvement in the ease of registering property in 2016/17. It did this by eliminating the

10% transfer tax and registration duty, implementing a complaint mechanism and publishing service standards. Rwanda also made improvements to its property registration process in 2016/17. Rwanda reduced the time for a property transfer by introducing new online services such as user searches of property information and online property transfer filing and registration (figure 3.4). It is

IMPROVING THE QUALITY OF LAND ADMINISTRATION

Valid property rights are necessary to support investment, productivity and economic growth. Evidence from economies around the world suggests that property owners with registered titles are more likely to invest. They also have a better chance of getting credit when using their property as collateral. Likewise, having reliable, up-to-date information in cadasters and land registries is essential for governments to correctly assess and collect property taxes.

Twenty-nine economies made registering a property easier by increasing the efficiency of property transfers and

FIGURE 3.4 Rwanda has consistently reduced the time it takes to transfer property

Source: *Doing Business* database.

now possible to search online for owners of specific properties, locations and the encumbrances affecting the property. In addition, the parties, or their notary, can file the property transfer deed for registration online. Niger significantly reduced registration costs by reducing notary fees from 4% of the property value to a regressive fee scheme based on the property value. The government also made changes to the General Tax Code to lower property transfer registration fees.

Among regions, Europe and Central Asia and Sub-Saharan Africa tie as the regions with the most reforms relating to the transfer of property in 2016/17. In Europe and Central Asia, Croatia passed the Real Estate Transfer Act, which decreased the real estate transfer tax from 5% to 4%, while Kazakhstan made cadastral plans in Almaty available to the public via the government's website and began publishing statistics on land disputes. The Russian Federation made property registration services available at its one-stop shop and passed legislation requiring that property registrations be completed within nine working days. In Sub-Saharan Africa, the land registry in Mauritania launched a website that provides relevant information to the public on land registry services, including property transfer regulations, procedures and fees. Senegal decreased property registration times by streamlining the interactions between different departments at the property registry, introducing internal mechanisms to identify bottlenecks and enacting internal time limits to speed up the registration process.

STRENGTHENING ACCESS TO CREDIT

Twenty-four economies implemented reforms improving their credit information systems in 2016/17. The most common feature of reform was the introduction of new credit bureaus and registries to improve the sharing of credit information. Malawi made the most improvement in

credit reporting by operationalizing a new credit bureau, Credit Data CRB, in July 2016. The credit bureau distributes positive and negative credit information on both firms and individuals and borrowers have a legally-guaranteed right to inspect their own data. Cameroon, Indonesia, Iraq, Jordan and Slovenia all established a new credit bureau or registry in 2016/17. Azerbaijan, Djibouti and Myanmar improved their regulatory framework for credit reporting, enabling the creation of new credit bureaus in the near future.

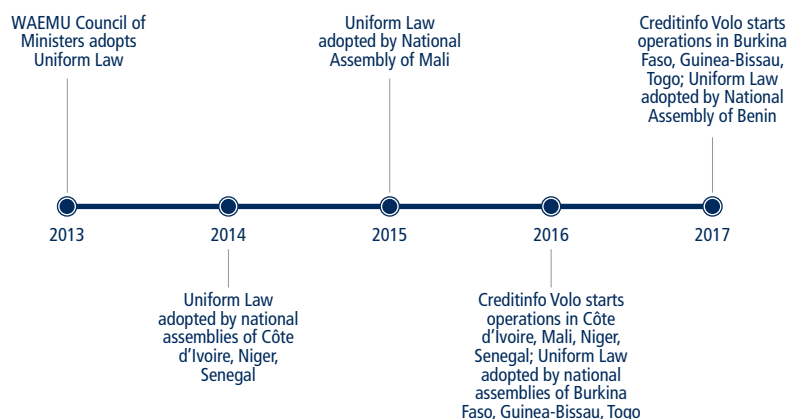
Economies in West Africa also implemented reforms in 2016/17 to improve their credit reporting systems. All West African Economic and Monetary Union (WAEMU) member states have now formally adopted the Uniform Law on the Regulation of Credit Information Bureaus. WAEMU's regional credit bureau, Creditinfo VoLo, began operations in Burkina Faso, Guinea-Bissau and Togo in early 2017. These economies joined Côte d'Ivoire, Mali, Niger and Senegal, where Creditinfo VoLo was launched in 2016 (figure 3.5).

Elsewhere, economies adopted global good practices in credit reporting. The

credit bureaus in Nigeria, Qatar and the United Arab Emirates began offering credit scores to their data users as a value-added service. Improvements were also made in the distribution of data from sources other than financial institutions. In Bhutan, two utility companies began submitting positive and negative information on consumer accounts to the credit bureau. In Kenya, public utility companies and savings and credit cooperative organizations are now required to share credit information. In the Islamic Republic of Iran, a vehicle dealership began sharing information on credit-based transactions with the credit bureau.

In 2016/17, 18 economies made it easier for businesses to obtain credit by modifying legislation to encourage the use of moveable property as collateral. The most common feature of reform included improvements in the legislative framework for secured transactions encompassing functional equivalents to security interests and creating modern, searchable collateral registries which are accessible on-line for the registration, modification and cancelation of security interests. West Bank and Gaza

FIGURE 3.5 Timeline of West African Economic and Monetary Union regional credit bureau



Source: Doing Business database.

made the most noteworthy improvement in 2016/17 by adopting a secured transactions law in 2016 that establishes a modern collateral registry and allows a general description of present and future assets used as security interests. The new rules also establish priority for secured creditors outside insolvency and permit out-of-court enforcement.

Belarus created the Registry of Encumbrances on Movable Property in 2016 to record, store and provide information on security interests in movable assets. Mongolia's Law on Movable and Intangible Property Pledges, which entered into force in March 2017, regulates the assignment of receivables, financial leases and retention-of-title sales, requiring their registration with the collateral registry. Similarly, Brunei Darussalam, the Kyrgyz Republic, Mongolia, Malaysia, Nepal, Nigeria, Russia, Samoa, Turkey and Zambia introduced new laws establishing modern collateral registries.

PROTECTING THE RIGHTS OF MINORITY SHAREHOLDERS

Djibouti made the most noteworthy improvements to minority investor protections in 2016/17. A new law, Law No. 191/AN/17/7, which modified the Code of Commerce, takes significant steps to mitigate the risk of prejudicial conflicts of interest in companies. The law requires directors to inform their board in detail of any conflict of interest they may have on a proposed transaction. If they decide to proceed, they must also include the terms of the transaction and the extent of the conflict of interest in the annual report. Even after these precautions, shareholders can file in court to cancel the transaction and recover any profits made by the interested parties if the transaction was prejudicial to the company. Shareholders can also inspect transaction documents before filing a suit and seek reimbursement of their legal expenses. In addition, the law stipulates that transactions representing

51% of a company's assets must be authorized by its shareholders and that the notice of meeting should be sent 21 days in advance. As a result of these and other amendments, Djibouti improved its score on all six indices of the indicator set, resulting in a 21.67-percentage point increase in its distance to frontier score for minority investor protections (figure 3.6).

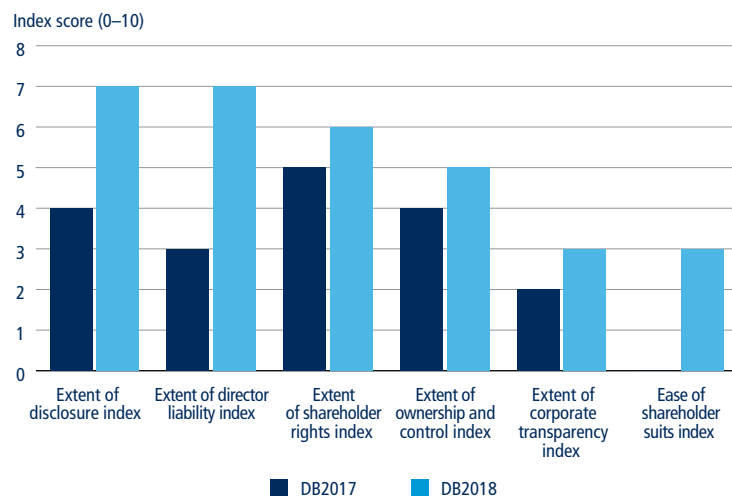
Twenty other economies also strengthened minority shareholder protections in 2016/17.¹⁰ Costa Rica enacted Law No. 9392 in October 2016 which provides specific protections for minority investors and strengthens safeguards against conflicts of interest. The board of directors now must vote on transactions with interested parties and board members who have a personal interest must clearly disclose their interest and abstain from voting in this case. Should shareholders choose to file a claim against the transaction, the law also increases their access to evidence both before and during court proceedings. As a result, Costa Rica's score improved significantly on both the extent of disclosure index and the ease of shareholder suits index, resulting in a 10 percentage point increase in its distance to frontier score for minority investor protections.

Thirteen economies—Azerbaijan, Brunei Darussalam, Djibouti, Arab Republic of Egypt, France, Indonesia, Kazakhstan, Lithuania, Malaysia, Nepal, Rwanda, Saudi Arabia and Uzbekistan—passed legislation in 2016/17 that increased corporate transparency requirements. These laws give more agenda-setting power to shareholders and disclose board member activities in other companies, executive compensation and audit reports. As a result, all of these economies improved their scores on the extent of corporate transparency index.

Azerbaijan, Bhutan, Brunei Darussalam, Djibouti, Georgia, Kazakhstan, Rwanda, Saudi Arabia and Thailand took steps to clarify corporate governance, ownership and control structures by, for example, enacting legislation that requires companies to nominate independent board members and set up an audit committee. These changes resulted in improvements in the scores of these nine economies on the extent of ownership and control index.

Finally, 11 economies enacted regulation in 2016/17 enhancing approval and disclosure requirements for related-party transactions. Among them, Luxembourg

FIGURE 3.6 Djibouti strengthened minority investor protections the most in 2016/17



Source: Doing Business database.

made it easier for shareholders representing 10% of the share capital of their company to get access to corporate information and to sue directors in cases of prejudicial third-party transactions. These 11 economies—Costa Rica, Djibouti, Georgia, India, Kazakhstan, Luxembourg, Pakistan, Rwanda, Saudi Arabia, Thailand and Ukraine—improved on the extent of approval, extent of director liability and ease of shareholder suits indices.

ENHANCING TAX COMPLIANCE SYSTEMS

Properly developed, effective taxation systems are crucial for a well-functioning society. In most economies, taxes are the main source of revenue to fund public spending on education, health care, public transport, infrastructure and social programs, among others. Tax policy is one of the most contentious areas of public policy. A large body of theoretical and empirical work examines the effects of high tax rates and complex fiscal systems. Although determining the optimal tax system can be challenging because context matters when economies want to maximize their welfare, there is less uncertainty—from both theoretical and empirical perspectives—about the distortionary effects of high taxes and cumbersome tax systems. A good tax system should ensure that taxes are proportionate and certain (not arbitrary) and that the method of paying taxes is convenient to taxpayers. Lastly, taxes should be easy to administer and collect.

El Salvador made the greatest advances in tax payment systems in 2016/17. Following regulatory changes, all companies are now required to submit their tax returns electronically. Electronic payments are now used by a majority of companies in El Salvador for profit taxes, value added taxes and labor taxes, including mandatory contributions. The tax administration also moved to a

different assessment criteria for selecting companies for a tax audit, with its focus now primarily on larger companies. Low-risk companies and small businesses would not be selected for a tax audit in the case of an underpayment or self-reporting an error in the corporate income tax return.

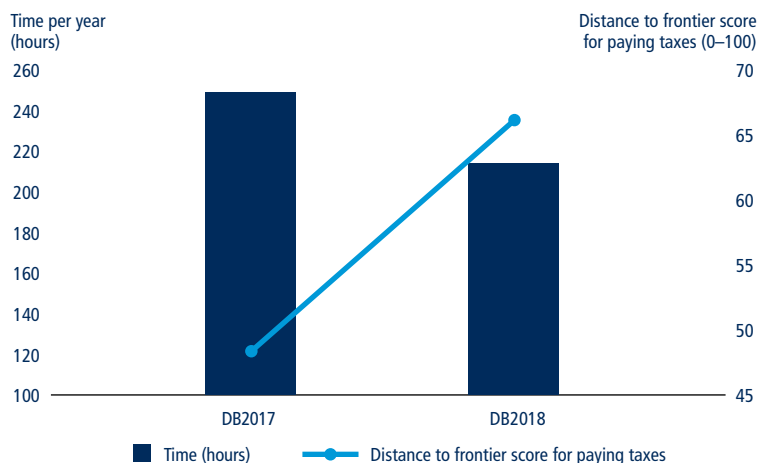
The most common feature of reforms in the area of paying taxes over the past year was the implementation or enhancement of electronic filing and payment systems. Besides El Salvador, 16 other economies—Botswana, Brunei Darussalam, India, Indonesia, Kenya, Lithuania, Maldives, Morocco, New Zealand, the Philippines, Rwanda, Saudi Arabia, Uruguay, Uzbekistan, Vietnam and Zambia—introduced or enhanced systems for filing and paying taxes online. India eased tax compliance on businesses by implementing an online platform for the electronic payment of the Employee Provident Fund and introducing administrative measures to ease corporate income tax compliance (figure 3.7).

The use of electronic tax filing and payment systems has increased substantially since 2006, with the most notable

progress in the economies of Europe and Central Asia. Sub-Saharan Africa remains the region with the smallest share of economies using electronic filing or payments. However, in 2016 the use of online systems for filing and payment of taxes resulted in efficiency gains in several economies in the region, including Botswana, Kenya, Rwanda and Zambia. Angola, Mauritania, Senegal and Togo are improving their systems to enable taxpayers to shift from manual to online filing of tax returns in the near future.

Other economies directed efforts at reducing the financial burden of taxes on businesses and keeping tax rates at a reasonable level to encourage private sector development. With the objective of promoting more stable employment conditions, Italy exempted employers from social security contributions for a maximum of 36 months for hires with open-ended contracts from January 1, 2015 to December 31, 2015. Japan reduced the corporate income tax rate at the national level from 25.5% to 23.9% for tax years beginning on or after April 1, 2015. The Bahamas reduced the rate of stamp duty on land sales from 10% in 2015 to 2.5% in 2016.

FIGURE 3.7 India made paying taxes faster by requiring the electronic payment of some taxes



Source: Doing Business database.

FACILITATING INTERNATIONAL TRADE

International trade is a cornerstone of economic development, as access to international markets is strongly correlated with economic growth.¹¹ Although tariffs on exports and imports have fallen on average in recent decades, non-tariff measures have gained increasing prominence.¹² Optimizing time and costs in the trade sector is strongly associated with trade growth, diversification and economic expansion.¹³ Accordingly, global trade policies have shifted their focus from tariffs to trade facilitation, including the elimination of trade-related transactions costs. *Doing Business* tracks global trade policies and reforms that facilitate trade by implementing cost-effective, time-efficient and transparent regulatory practices (figure 3.8).

Of the 33 economies that undertook reforms making it easier to trade across borders in 2016/17, 22 improved their existing electronic systems for exports or imports, reducing the time

of documentary and border compliance by more than 760 hours overall. More than half of this time savings is associated with the enhancement of existing electronic systems. Zambia reduced the time to complete documentary and border compliance by about 30%, underscoring the impact of roll out of the ASYCUDA World system, an automated customs data management system, to multiple customs offices nationwide. In 2017 Zambia increased the functionality of the platform, enabling the electronic submission of declarations, supporting documents and the online payment of customs fees. Following its upgrade from ASYCUDA to the *Sistema Único de Modernización Aduanera* (Single Customs Modernization System; SUMA), Bolivia has enabled traders to clear their goods electronically, submitting customs declarations and supporting documents online and eliminating the need for visits to multiple government agencies to obtain clearance. As a result, Bolivia reduced the time required to prepare and submit all required documentation by 72 hours overall.

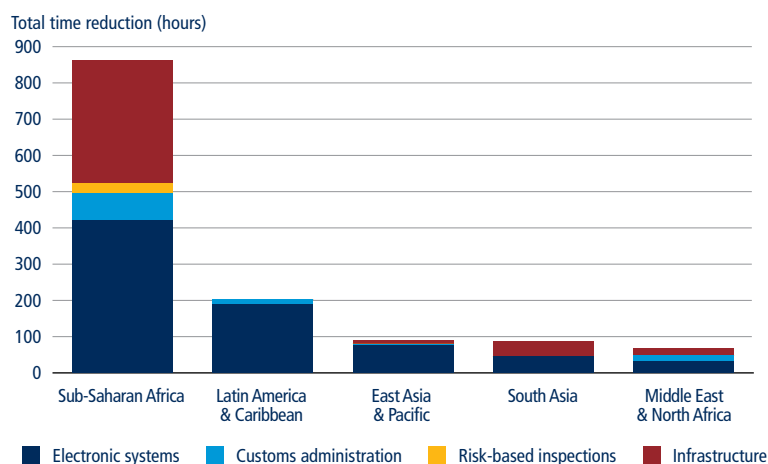
Eleven economies significantly upgraded their trade logistics infrastructure in 2016/17. Inadequate infrastructure is one of the main burdens in international trade.¹⁴ As part of its National Development Plan 2013-2017, Angola has significantly rehabilitated and upgraded the port of Luanda, expanding the terminals, adding new berths and acquiring equipment. This has resulted in improvements in handling processes and reduced border compliance time for both exports and imports.

The regions implementing the most reforms making it easier to trade across borders in 2016/17 were Sub-Saharan Africa (46% of reforms in this area) and East Asia and the Pacific (18%). Together, the economies in these two regions account for nearly 64% of reforms in this area as captured by *Doing Business 2018*. The remainder of reforms were made by economies in Latin America and the Caribbean (15%), the Middle East and North Africa (9%), South Asia (9%) and Europe and Central Asia (3%).

ENHANCING JUDICIAL EFFICIENCY

A judicial system that provides effective commercial dispute resolution is crucial to a healthy economy.¹⁵ Case management systems supporting manual case flow through forms and files contribute to the overall timeliness and efficiency of the justice system, especially when combined with increased court automation and information communication technology solutions.¹⁶ The introduction of new case management features, or the expansion of existing case management or court automation systems, was the most common reform feature recorded in 2016/17. Some economies—Guyana and Kazakhstan, for example—focused on strengthening regulatory case management principles by introducing tighter time standards for key court events. Others—such as Switzerland and Taiwan, China—focused on the

FIGURE 3.8 Reforms affecting customs, especially those regarding the implementation of electronic systems, produce the highest time savings across regions



Source: *Doing Business* database.

Note: The time reduction captures reforms that were implemented and had a positive impact on time for the trading across borders indicator set from 2016 to 2017. The reforms recorded during this period are aggregated in four wide-ranging categories: electronic systems, customs administration, risk-based inspections and infrastructure. Regions with no reforms on time are excluded from the figure.

implementation of a platform for the electronic submission of the initial complaint. Hungary strengthened its existing electronic-filing system by integrating it with a platform that allows litigants to pay court fees electronically.

Namibia, the economy that improved most notably in the area of enforcing contracts in 2016/17, is witnessing the results of a seven-year reform process in case management and information communication technology systems that began with a peer learning exercise with some of the top-performing economies on the enforcing contracts indicators. The reform process led to the approval of new court rules in 2014 that incorporated many case management principles such as time limits for key court events, early case management through pre-trial conferences, earlier intervention by the judge, tools to dispose of cases that have been “abandoned” by the parties and court-connected mediation. The court also upgraded its information communication technology systems and court users are now able to submit their initial complaint online, while judges and lawyers have access to a dedicated

online case management system. Today the Windhoek High Court has a case clearance rate of above 110% (figure 3.9), higher than some of the most sophisticated economies in the world, including Finland and Sweden.¹⁷

Other economies have strengthened judicial efficiency through the introduction of a specialized commercial court. Bhutan introduced dedicated benches that only hear commercial cases. Guyana, Nicaragua, the Slovak Republic and Vietnam strengthened their regulatory environment by introducing a new Code of Civil Procedure.

PROMOTING EFFICIENT BANKRUPTCY REGIMES

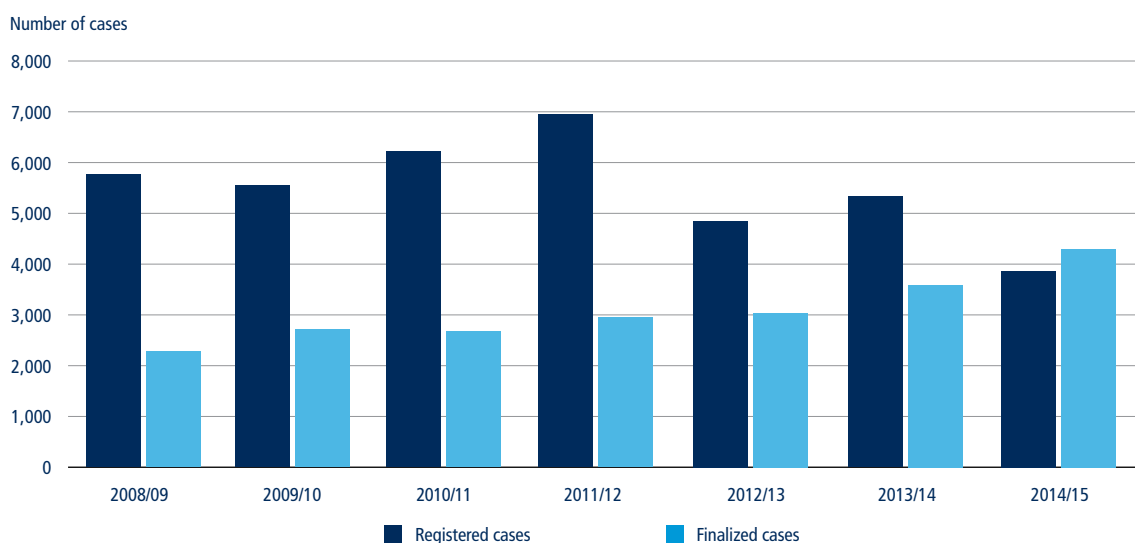
Efficient regulation of corporate insolvency is associated with increased access to credit for firms and on better terms.¹⁸ Creditors are more willing to lend because they are more likely to recover their loans. Additionally, economies that reform their insolvency law to provide a mechanism for business rescue may reduce the failure rate among firms, help maintain

a higher overall level of entrepreneurship in the economy and preserve jobs.¹⁹ By facilitating the efficient business exit and liquidation of nonviable companies, an insolvency framework supports the efficient reallocation of resources across the economy.²⁰

In 2016/17 *Doing Business* recorded 13 reforms making it easier to resolve insolvency. The most common feature of reform was the introduction of a reorganization procedure as an alternative to liquidation. Cabo Verde, the Dominican Republic, Grenada, India, Kosovo, Liberia, Malawi, Panama, Singapore and the United Arab Emirates adopted legal regulations enabling parties to make use of reorganization procedures for the purpose of saving viable businesses where there is a prospect of financial recovery.

The reform in Kosovo is particularly noteworthy. A comprehensive insolvency law, which was adopted in July 2016, introduced a number of modern features that are aligned with international good practices. In addition to establishing reorganization and liquidation procedures, the law provided the debtor with

FIGURE 3.9 Namibia has reduced its case backlog by implementing a case management system



Source: Namibia Superior Courts data (<http://www.ejustice.moj.na>).

the option to submit a pre-packaged rehabilitation plan before the commencement of reorganization proceedings and established expedited insolvency proceedings for small and medium-size enterprises. These new elements not only streamline liquidation and reorganization proceedings in Kosovo in general, but are also likely to shorten the timeframe for resolving insolvency. The law also allows the debtor to obtain new financing after the commencement of insolvency proceedings to facilitate continued operations, regulates the treatment of contracts and establishes a cross-border insolvency regime (table 3.3).

Upper-middle-income and high-income economies mainly focused their efforts on strengthening the rights of creditors in insolvency proceedings in 2016/17. Azerbaijan, the Dominican Republic, Grenada, and Panama made important amendments to their legal frameworks to provide creditors with additional safeguards and enable their participation in important decisions that affect their interests. The Dominican Republic and Grenada granted creditors the right to approve the sale of substantial assets of the debtor. Azerbaijan and Grenada provided creditors with the right to request

information on the financial affairs of the debtor at any time. Additionally, Azerbaijan and Georgia granted creditors the right to object to the decision accepting or rejecting creditors' claims.

CHANGING LABOR MARKET REGULATION

Regulation of labor markets is essential for the achievement of primary economic goals, such as the efficient allocation of resources—that is, the distribution of resources to their most productive uses.²¹ Labor regulation is also indispensable in protecting vulnerable groups from market failures, such as forced labor and discrimination.²² In addition to these fundamental functions, smart labor regulation can help advance a myriad of economic and social goals, ranging from better responses to economic shocks to the promotion of equal opportunities and social cohesion. The challenge in developing labor policies is to prevent both over- and under-regulation by balancing labor flexibility with worker protection.²³

In 2016/17, *Doing Business* recorded 17 reforms in the areas covered by the indicators for labor market regulation,

TABLE 3.4 Puerto Rico (U.S.)'s Transformation and Labor Flexibility Act (TLFA)

Old framework	Labor reform
Length of the maximum probationary period for permanent employees	
3 months	9 months
Wage premium for daily overtime work and weekly holiday work	
100% premium rate	50% premium rate
Mandatory paid annual leave, workers with 1 year tenure	
15 days	9 days
Mandatory paid annual leave, workers with 5-10 years tenure	
15 days	12 days

Source: *Doing Business* database.

including the hiring of workers, working hours, redundancy rules and job quality. Some economies made their labor regulation more rigid while others made it more flexible; in some economies, the changes were in both directions. Puerto Rico (U.S.), for example, undertook a substantial regulatory reform effort by adopting the Transformation and Labor Flexibility Act (TLFA), which introduced comprehensive changes to regulation in all areas measured by the indicator for labor market regulation (table 3.4). The TLFA increased the length of the maximum probationary period for permanent employees, decreased the premium for daily overtime work and the wage premium for weekly holiday, decreased the mandatory paid annual leave and established severance payments for all employees wrongfully made redundant.

Kiribati also implemented significant changes to labor regulation by approving the Employment and Industrial Relation Code (EIRC) which regulates the number of work hours per day, establishes paid annual leave and paid sick-leave and clarifies rules governing redundancies.

Changes to the regulation of working hours was a common feature of reform in 2016/17. Albania reduced the number of work hours to 48 per week. Similarly, the Democratic Republic of Congo

TABLE 3.3 Kosovo's previous and new insolvency frameworks

Previous framework	New framework
Can a debtor initiate liquidation or reorganization procedures?	
No liquidation or reorganization available.	Yes. Debtors can initiate both procedures.
Do creditors vote on the reorganization plan?	
No reorganization available.	Yes. Creditors whose rights are affected by the proposed plan vote on it.
Can a court invalidate preferential and undervalued transactions concluded before insolvency proceedings?	
No provisions.	Yes.
Can a debtor obtain credit after commencement of insolvency proceedings?	
No provisions.	Yes. The debtor or the administrator may obtain new financing after the commencement of insolvency proceedings and the priorities of the new financing are clearly established.
Can creditors participate in important decisions?	
No provisions.	Yes. Every creditor has the right to request information on the debtor's financial situation from the insolvency representative and may object to the decision regarding its own claims as well as claims of other creditors.

Source: *Doing Business* database.

established a standard workday of eight hours per day and designated Sunday as a weekly rest day. Taiwan, China, increased the number of weekly rest days from one to two and also extended the length of mandatory paid annual leave. Bosnia and Herzegovina decreased wage premiums for overtime work, night work and weekly holiday work. Tajikistan abolished restrictions on night work by non-pregnant women and non-nursing mothers.

In addition, some economies made changes to legislation regulating redundancy rules and costs. Tajikistan increased the amount of severance pay that an employer must provide when making an employee redundant. The Bahamas amended its legislation to introduce priority rules that apply to reemployment and Singapore adopted legislation requiring employers to notify the Ministry of Manpower when terminating a group of nine redundant workers.

Economies also implemented legislation in the area of job quality in 2016/17. The United States (Los Angeles) established a maximum of six working days of paid sick leave a year. Colombia, the Dominican Republic, India and Paraguay increased the duration of paid maternity leave.

17. CEPEJ 2016.
18. Cirmizi, Klapper and Uttamchandani 2010.
19. Klapper and Love 2011.
20. For more on how insolvency frameworks support the efficient reallocation of resources across the economy, see Djankov 2009, Funchal 2008, Klapper 2011 and Visaria 2009.
21. World Bank 2012.
22. Agell 1999.
23. Kuddo and others 2015.

NOTES

1. Dabla-Norris and others 2013.
2. Klapper and Love 2011.
3. IMF 2015.
4. IMF 2017.
5. Freund and Rocha 2011.
6. World Economic Forum 2017.
7. Enterprise Surveys database (<http://www.enterprisesurveys.org/>), World Bank.
8. Geginat and Ramalho 2015.
9. Grimm, Hartwig and Lay 2012.
10. The economies that strengthened minority shareholder rights in 2016/17 are Azerbaijan, Bhutan, Brunei Darussalam, Costa Rica, Djibouti, Egypt, France, Georgia, India, Indonesia, Kazakhstan, Lithuania, Luxembourg, Malaysia, Nepal, Pakistan, Rwanda, Saudi Arabia, Thailand, Ukraine and Uzbekistan.
11. World Bank Group and WTO 2015.
12. Hoekman and Nicita 2011.
13. Arvis and others 2016.
14. Lanz, Roberts and Taal 2016.
15. Ramello and Voigt 2012.
16. Gramckow and others 2016.

TABLE 3A.1 Who reduced regulatory complexity and cost and/or strengthened legal institutions in 2016/17—and what did they do?

Feature	Economies	Some highlights
Making it easier to start a business		
Simplified preregistration and registration formalities (publication, notarization, inspection, and other requirements)	Bhutan; China; Democratic Republic of Congo; Republic of Congo; Czech Republic; Djibouti; Dominican Republic; Equatorial Guinea; Ethiopia; Gabon; Indonesia; Iraq; Jamaica; Kenya; Madagascar; Mauritius; Morocco; Nigeria; Pakistan; Saudi Arabia; Senegal; Serbia; Thailand; Uzbekistan	Djibouti made starting a business more affordable by reducing the fees to register and publish the notice of commencement of activity.
Cut or simplified postregistration procedures (tax registration, social security registration, licensing)	The Bahamas; Brunei Darussalam; Greece; India; Iraq; Kenya; Kosovo; Madagascar; Malta; Niger; Tajikistan; Thailand; Zimbabwe	The Bahamas made starting a business easier by merging the process of registering for the business license and value added tax. Greece made starting a business easier by creating a unified social security institution.
Introduced or improved online procedures	India; Kuwait; Saudi Arabia	Saudi Arabia made starting a business easier through the use of an online system, which merges the name reservation and submission of the articles of association into one procedure. Saudi Arabia also improved the online payment system, removing the need to pay fees in person.
Created or improved one-stop shop	Democratic Republic of Congo; Kuwait; Mauritania; Moldova; Niger; Sierra Leone	Mauritania made starting a business easier by combining multiple registration procedures.
Abolished or reduced minimum capital requirement	Cameroon; Republic of Congo; Ethiopia; Gabon; Niger	Cameroon made starting a business easier by reducing the minimum capital requirement. Gabon made starting a business easier by reducing the minimum capital requirement and by making the notarization of incorporation documents optional.
Making it easier to deal with construction permits		
Reduced time for processing permit applications	Angola; Brunei Darussalam; Côte d'Ivoire; El Salvador; Gabon; India; Kenya; Lithuania; Mauritius; Niger; Nigeria; Tanzania; United Arab Emirates; Uzbekistan	Lithuania reduced the time it takes to obtain technical conditions and the building permit. Niger introduced new rules to obtain a water connection as well as service delivery objectives, resulting in a reduction in the time to obtain a water connection. The Waste Water Management Authority (WMA) in Mauritius outsourced the design and construction of sewage connection works to five private companies, thereby reducing the time to provide sewage connection.
Improved transparency	Benin; Cabo Verde; Gabon; Ghana; Niger; Nigeria; Seychelles	Gabon improved the transparency of information by publishing legislation related to the construction industry online. Nigeria (Kano and Lagos) increased transparency by publishing all relevant regulations, fee schedules and pre-application requirements online.
Streamlined procedures	Brunei Darussalam; Gabon; Niger; Nigeria; Uzbekistan	Brunei Darussalam eliminated the requirement to obtain a hoarding permit and to submit both the commencement and completion notice to the one-stop shop. Niger streamlined its internal processes and set up a building permit commission which meets every Thursday to rule on permit applications.
Adopted new building regulations	Djibouti; El Salvador; Niger; Rwanda; United Arab Emirates; Uzbekistan	Djibouti implemented a decree clearly establishing decennial liability for all professionals engaged in construction projects. Uzbekistan introduced a new system of allocating land through a competitive selection process for land plots of up to a hectare.
Reduced fees	Djibouti; Kenya; Malawi; Niger; Ukraine; United Arab Emirates	Kenya eliminated fees to obtain clearance from the National Environment Management Authority and the National Construction Authority. Malawi halved the fees to obtain a building permit. The National Laboratory of Djibouti published new official fees for its services, reducing the cost of concrete inspections.
Improved or introduced electronic platforms or online services	Angola; El Salvador; India	El Salvador introduced a single window system, making preliminary construction fees payable online. The Municipality of Greater Mumbai introduced an online single window system that allows for the submission and approval of building plans prior to requesting the building permit along with various other services.
Introduced or improved one-stop shop	Côte d'Ivoire; Tanzania	Côte d'Ivoire created a one-stop shop for processing building permits. Tanzania increased the efficiency of its one-stop shop by improving coordination among agencies.
Making it easier to get electricity		
Facilitated more reliable power supply and transparency of tariff information	Dominican Republic; El Salvador; Jamaica; Kenya; Mexico; Montenegro; Senegal; Vietnam	Jamaica improved the reliability of supply in Kingston by investing in the distribution network through several initiatives, including the installation of smart meters and distribution automation switches.
Improved process efficiency	Angola; Armenia; Indonesia; Italy; Niger; Philippines	Armenia made getting electricity easier by imposing new deadlines for connection procedures and introducing a new geographic information system at the utility.
Streamlined approval process	Indonesia; Lithuania; Mozambique; Thailand; United Arab Emirates; Uzbekistan	Mozambique reduced the time to get an electricity connection by streamlining procedures through the utility instead of various agencies. Mozambique also reduced costs by eliminating the security deposit for large commercial clients.
Improved regulation of connection processes and costs	Georgia; Indonesia; Mozambique; United Arab Emirates	Georgia made getting electricity more affordable by reducing connection costs for new customers.

TABLE 3A.1 Who reduced regulatory complexity and cost and/or strengthened legal institutions in 2016/17—and what did they do?

Feature	Economies	Some highlights
Making it easier to register property		
Increased transparency of information	Benin; Brunei Darussalam; Djibouti; Hong Kong SAR, China; Kazakhstan; Kuwait; Mauritania; Mauritius; Nigeria; Pakistan; Seychelles; Suriname	Mauritania created a new section on the government website containing information on the services provided by the land registry. Kazakhstan made cadastral plans in Almaty available to the public and began publishing statistics on the number of land disputes.
Increased administrative efficiency	Antigua and Barbuda; Costa Rica; Guyana; Kuwait; Nigeria; Russian Federation; Rwanda; Saudi Arabia; Senegal; Tajikistan	Saudi Arabia implemented an online system to check for property ownership and encumbrances. Rwanda reduced the time to complete a property transfer from 12 to seven days, by reducing the time needed to conduct a title search and registration.
Reduced taxes or fees	Benin; Croatia; Indonesia; Mauritius; Myanmar; Niger; Senegal; Turkey	Niger decreased registration fees, effectively lowering the cost to register a property by 15%. Turkey made registering property easier by reducing mortgagor dues (property transfer registration fees) from 4% to 3%.
Increased reliability of infrastructure	Hong Kong SAR, China; Romania; Serbia; Seychelles; Thailand	Serbia and Thailand improved the reliability of their land administration systems by implementing a geographic information system. Hong Kong SAR, China, linked information recorded by the Lands Department with that of the Land Registry. Romania digitized its land book system in Bucharest.
Improved the accessibility of the land dispute resolution mechanism	Armenia; Brunei Darussalam; Kazakhstan; Saudi Arabia	Armenia, Brunei Darussalam, Kazakhstan and Saudi Arabia made their land dispute mechanism more accessible by publishing statistics on land-related cases filed at the court of first instance.
Strengthening legal rights of borrowers and lenders		
Created a unified and/or modern collateral registry for movable property	Belarus; Brunei Darussalam; Kyrgyz Republic; Malaysia; Mongolia; Nepal; Nigeria; Russian Federation; Samoa; Turkey; West Bank and Gaza; Zambia	Zambia strengthened access to credit by adopting a new law on secured transactions that establishes a modern and centralized collateral registry.
Introduced a functional and secured transactions system	Brunei Darussalam; Mongolia; Nepal; Nigeria; Samoa; West Bank and Gaza; Zambia	West Bank and Gaza strengthened access to credit by adopting the Security Interests in Moveable Property Act. The new law on secured transactions implements a functional secured transactions system. The law regulates functional equivalents to loans secured with movable property, such as financial leases and retention-of-title sales.
Allowed for general description of assets that can be used as collateral	Albania; Thailand; West Bank and Gaza	Albania implemented new laws allowing for the general description of assets that can be used as collateral.
Expanded range of movable assets that can be used as collateral	Thailand; Vietnam	Thailand introduced a law that broadens the scope of assets which can be used as collateral to secure a loan.
Granted absolute priority to secured creditors or allowed out-of-court enforcement	Albania; Brunei Darussalam; India; Kosovo; Malawi; Thailand; Turkey; West Bank and Gaza	Turkey introduced a law that allows out-of-court enforcement.
Granted exemptions to secured creditors from automatic stay in insolvency proceedings	India; Kosovo; Thailand	Kosovo adopted a new bankruptcy law that includes protections for secured creditors during an automatic stay in reorganization proceedings.
Improving the sharing of credit information		
Established a new credit bureau or registry	Burkina Faso; Cameroon; Guinea-Bissau; Indonesia; Iraq; Jordan; Malawi; Slovenia; Togo	Indonesia improved access to credit information by launching a new credit bureau.
Improved regulatory framework for credit reporting	Azerbaijan; Benin; Djibouti; Guinea-Bissau; Kyrgyz Republic; Myanmar; Turkey	Djibouti improved access to credit information by adopting a law that creates a new credit information system.
Expanded scope of information collected and reported by credit bureau or registry	Bhutan; Islamic Republic of Iran; Kenya; Netherlands	In Bhutan, two utility companies began submitting positive and negative information on consumer accounts to the credit bureau.
Introduced bureau or registry credit scores as a value-added service	Nigeria; Qatar; United Arab Emirates	In the United Arab Emirates, the credit bureau began offering consumer credit scores to banks and financial institutions as a value-added service to help them assess the creditworthiness of borrowers.
Guaranteed by law borrowers' right to inspect data	Nigeria; Swaziland	Swaziland adopted the Consumer Credit Act 2016 guaranteeing borrowers' right to inspect their own data.
Expanded borrower coverage by credit bureau or registry	Madagascar	In Madagascar, the credit registry for microfinance institutions was consolidated with the registry for banks, expanding the number of borrowers listed in the registry's database with information on their borrowing history from the past five years to more than 5% of the adult population.

TABLE 3A.1 Who reduced regulatory complexity and cost and/or strengthened legal institutions in 2016/17—and what did they do?

Feature	Economies	Some highlights
Strengthening minority investor protections		
Expanded shareholders' role in company management	Azerbaijan; Bhutan; Brunei Darussalam; Djibouti; Arab Republic of Egypt; France; Georgia; Indonesia; Kazakhstan; Lithuania; Malaysia; Nepal; Rwanda; Saudi Arabia; Thailand; Uzbekistan	Lithuania enacted a law requiring the disclosure of information about board members' other directorships as well as basic information on their primary employment.
Enhanced access to information in shareholder actions	Costa Rica; Djibouti; Georgia; Kazakhstan; Luxembourg; Rwanda; Thailand	Luxembourg adopted legislation allowing shareholders that represent at least 10% of the share capital to inspect transactions documents before filing a suit.
Increased disclosure requirements for related-party transactions	Costa Rica; Djibouti; India; Saudi Arabia; Ukraine	Costa Rica adopted a law requiring board members who have a personal interest in a proposed transaction to clearly disclose it and not participate in the decision.
Increased director liability	Djibouti; India; Luxembourg; Pakistan	Djibouti adopted a law allowing shareholders to hold interested directors (as well as other board members) liable when a transaction with interested parties is unfair or prejudicial to the company and to have them repay profits made from the transaction upon a successful claim.
Making it easier to pay taxes		
Introduced or enhanced electronic systems	Botswana; Brunei Darussalam; El Salvador; India; Indonesia; Kenya; Lithuania; Maldives; Morocco; New Zealand; Philippines; Rwanda; Saudi Arabia; Uruguay; Uzbekistan; Vietnam; Zambia	El Salvador mandated all business taxpayers to file their annual income tax return through one of the available electronic methods (DET software or online processing). The general online tax processing and payment system was also consolidated.
Reduced profit tax rate	Japan; Norway	Japan adopted the 2016 Tax Reform Bill on February 5, 2016, which reduced the corporate income tax rate at the national level from 25.5% to 23.9% for tax years beginning on or after April 1, 2015.
Reduced labor taxes and mandatory contributions	Belgium; France; Italy; Japan; Ukraine	Ukraine introduced in 2016 a flat rate of 22% for the Unified Social Contribution tax paid by employers, which replaced the previous differentiated rates ranging from 36.76% to 49.7%.
Reduce taxes other than profit and labor	The Bahamas; Indonesia; Thailand; Zambia	Indonesia reduced the statutory rate for capital gains tax from 5% to 2.5% in 2016.
Simplified tax compliance processes or decreased number of tax filings or payments	China; India; Italy; Nigeria; Mauritania; Palau; Ukraine	India introduced the Income Computation and Disclosure Standards (ICDS) in 2016 to standardize the methods of computing taxable income and other tax accounting standards. Data gathering became more automated in India due to the use of modern enterprise resource planning (ERP) software.
Introduced a risk-based tax audit selection system	El Salvador; Thailand	Thailand implemented a new automatic risk-based system for selecting companies for a tax audit in 2016. The system does not flag for a tax audit in cases of self-reporting an error or an underpayment of tax liability due.
Introduced time limits for processing VAT cash refunds	Senegal	Senegal mandated by law that value added tax refunds be paid within 90 days from the moment the tax authority receives the documents from the taxpayer and the request for value added tax credit refund must be taken into account by the administration within 30 days from the time the request has been submitted. These changes were applied in practice.
Making it easier to trade across borders		
Introduced or improved electronic submission and processing of documents for exports	Bolivia; Botswana; Brazil; Brunei Darussalam; Cabo Verde; Comoros; Malawi; Mauritius; Oman; Pakistan; Sierra Leone; Sri Lanka; St. Kitts and Nevis; Swaziland; Taiwan; China; Uganda; Vietnam; Zambia	Bolivia upgraded its automated customs system (SUMA) and reduced documentary compliance time to export. Zambia expanded its customs management system nationwide, allowing electronic payments.
Introduced or improved electronic submission and processing of documents for imports	Bolivia; Brazil; Brunei Darussalam; Cabo Verde; Comoros; Indonesia; Jamaica; Kenya; Malawi; Mauritius; Oman; Pakistan; Sri Lanka; Swaziland; Vietnam; Zambia	Due to improvements made to their respective electronic customs platforms, Cabo Verde and Kenya both reduced import documentary compliance time by 24 hours. Brazil made trading across borders faster by enhancing its electronic system—integrating customs, tax and administrative agencies—reducing import documentary compliance time by 72 hours.
Strengthened transport or port infrastructure for exports	Angola; India; Malaysia; Mauritania; Mauritius; Mozambique; Pakistan; Qatar; Russian Federation; Singapore; Uganda	Angola rehabilitated the Port of Luanda, improving handling processes and reducing border compliance time. The Russian Federation opened a deep water port on the coast of the Gulf of Finland, increasing competition and reducing the cost of border compliance at the Port of St. Petersburg.
Strengthened transport or port infrastructure for imports	Angola; India; Malaysia; Mauritania; Mauritius; Pakistan; Qatar; Russian Federation; Singapore	Qatar made trading across borders easier by inaugurating the Hamad Port. Expansion of existing ports in Singapore and Malaysia improved the terminal handling process.
Facilitated customs administration for exports and imports	Botswana; Brunei Darussalam; El Salvador; Ethiopia; India; Mauritania; Mauritius; São Tomé e Príncipe; Saudi Arabia; Sierra Leone; Vietnam	El Salvador increased the number of customs officers for clearance and inspections, reducing border compliance time. Mauritius decreased the number of intrusive inspections, which reduced border compliance time for both exports and imports by 10 hours.

TABLE 3A.1 Who reduced regulatory complexity and cost and/or strengthened legal institutions in 2016/17—and what did they do?

Feature	Economies	Some highlights
Making it easier to enforce contracts		
Introduced significant changes to the applicable civil procedure or enforcement rules	Guyana; Kazakhstan; Nicaragua; Senegal; Serbia; Slovak Republic; Spain; Vietnam	Nicaragua and the Slovak Republic each introduced a new Code of Civil Procedure. Serbia adopted a new enforcement law that broadens and clarifies the responsibilities of enforcement agents. Spain reduced the fees to file new cases.
Expanded court automation by introducing electronic payment or by publishing judgments	Azerbaijan; Hungary; Mauritania; Rwanda; Thailand	Azerbaijan, Hungary and Thailand implemented platforms to pay fees electronically. Mauritania and Rwanda made decisions rendered at all levels in commercial cases publicly available.
Introduced or expanded the electronic case management system	Brunei Darussalam; India; Namibia; Saudi Arabia	India introduced the possibility of generating performance measurement reports. Brunei Darussalam, Namibia and Saudi Arabia introduced electronic case management systems.
Introduced electronic filing	Namibia; Switzerland; Taiwan, China	Namibia, Switzerland and Taiwan, China, introduced electronic filing systems for commercial cases, allowing attorneys to submit the initial summons online.
Introduced or expanded specialized commercial court	Bhutan	Bhutan introduced a dedicated bench to resolve commercial disputes.
Expanded the alternative dispute resolution framework	Vietnam	Vietnam introduced a new law regulating voluntary mediation.
Making it easier to resolve insolvency		
Improved the likelihood of successful reorganization	Azerbaijan; Cabo Verde; Dominican Republic; Georgia; Grenada; India; Kosovo; Liberia; Malawi; Panama; Thailand; United Arab Emirates	Cabo Verde established the possibility for the debtor to receive new financing after the commencement of insolvency proceedings and introduced corresponding priority rules.
Introduced a new restructuring procedure	Cabo Verde; Dominican Republic; Grenada; India; Kosovo; Liberia; Malawi; Panama; Singapore; United Arab Emirates	The United Arab Emirates introduced the option of reorganization for commercial entities as an alternative to liquidation.
Strengthened creditors' rights	Azerbaijan; Cabo Verde; Dominican Republic; Georgia; Grenada; Kosovo; Liberia; Panama	The Dominican Republic granted creditors the right to object to decisions of special importance made by the insolvency representative, such as the sale of substantial assets of the debtor in the course of insolvency proceedings.
Improved provisions on treatment of contracts during insolvency	Azerbaijan; Cabo Verde; Dominican Republic; Georgia; Kosovo; Liberia; Malawi; Panama; United Arab Emirates	Liberia allowed avoidance of preferential and undervalued transactions concluded prior to commencement of insolvency proceedings.
Regulated the profession of insolvency administrators	India; Liberia; Malawi; Panama	Malawi regulated the profession of insolvency administrator, including its duties, powers and liabilities.
Changing labor legislation		
Altered hiring rules and probationary period	Finland; Mongolia; Puerto Rico (U.S.)	Puerto Rico (U.S.) increased the length of the maximum probationary period for permanent employees, hired after the effective date of the Transformation and Labor Flexibility Act (TLFA).
Amended regulation of working hours	Albania; Bosnia and Herzegovina; Democratic Republic of Congo; Kiribati; Taiwan, China; Tajikistan	Kiribati established rules for the number of work hours per day and the maximum number of working days per week.
Changed redundancy rules and cost	The Bahamas; Kiribati; Puerto Rico (U.S.); Singapore; Tajikistan	Singapore adopted legislation requiring employers to notify the Ministry of Manpower when terminating a group of nine redundant workers.
Reformed legislation regulating worker protection and social benefits	Albania; Colombia; Dominican Republic; India; Kiribati; Latvia; Paraguay; Puerto Rico (U.S.); United States	The United States (Los Angeles) adopted the Paid Sick Leave Ordinance, allowing for a maximum of six working days of paid sick leave a year upon the oral or written request of an employee.

Source: Doing Business database.

Note: Reforms affecting the labor market regulation indicators are included here but do not affect the ranking on the ease of doing business.

Starting a Business

Transparency of information at business registries

Governments and civil society have come together in recent years to increase the transparency of business information. New regulations have been adopted to improve transparency, particularly regarding the dissemination of company data. These changes have been made in the wake of a series of revelations—such as the Panama papers and the Bahamas leaks—that showed the extent to which individuals take advantage of obscure company ownership structures to illicitly move money around the globe. There is now strong momentum behind expanding access to corporate information, including company ownership.

One way to increase transparency in the business environment is to disclose beneficial ownership information publicly—that is, to reveal the identity of individuals who ultimately enjoy the benefits of property rights in equity, even if they are not legal owners. Disclosure of beneficial ownership is useful in identifying suspected money laundering and potential terrorist financing.

To make ownership more transparent, Singapore amended its Companies Act to require locally-incorporated companies and foreign companies registered in Singapore to maintain beneficial ownership information and to make the data public upon request. Ghana amended its Companies Act in 2016 to regulate disclosure of information on beneficial ownership. In May 2017 Germany's parliament passed a law requiring that the owners of all German enterprises (including offshore entities) be identified in an electronic beneficial ownership registry. Access to corporate information is vital for individuals and institutions looking to make sound investment decisions. It is crucial for investors to know who they are doing business with in the global economy.

Providing public access to company information through business registries strengthens confidence in businesses and institutions, but it also helps to manage financial exposure and increase market stability, thereby reducing the risks associated with doing business. Improving transparency necessitates the drafting of laws that expand public access to additional corporate data, such as the identities of the company directors, shareholders and beneficial owners.

This year, *Doing Business* has collected preliminary data on the information gathered and shared by business registries in 190 economies. *Doing Business* collects data on the public availability of both detailed corporate information (such as company name, directors, shareholders, beneficial owners and so on) and the information needed to start a business (for example, a documents list, fee schedule, services standards and official statistics on firm creation). Each type of information obtained without the need for any personal interaction is assigned points to reflect greater transparency. The features of transparency of information range from 0 (least transparent) to 18



- Transparent information provided to the public by business registries can reduce transactions costs and facilitate investment decisions.
- The most common types of information shared by business registries include the company's name, its legal address and the names of its directors.
- Information on beneficial ownership, corporate structure and annual financial returns is less commonly collected and made available to the public.
- Technological advances have greatly enhanced access to information.
- There is a strong association between a transparent business registry and higher efficiency, as well as a lower incidence of bribery.

(most transparent). The aim is to capture new and actionable aspects related to the business incorporation framework and to understand how transparency of information in business registration varies across regions and how it is associated with other institutional and economic outcomes.

HOW IMPORTANT IS TRANSPARENCY IN BUSINESS REGISTRIES?

As the principal agency responsible for registering firms, business registries allow companies to acquire a legal identity. This legal status enables a firm to enter into contracts with other firms, access formal financial systems and bid on public-sector contracts.¹ Business registries play a vital role by ensuring that the information they collect from these companies is not only captured within their systems but is also available to the public. Sharing information publicly makes it easier to ensure that the information is accurate.

Business registry transparency can increase the accountability of firms and public officials. By improving the

predictability of transactions, transparency can also benefit financial institutions and company services providers as it becomes easier for them to obtain the information they need to comply effectively with due diligence requirements.² Registries with clearly-stipulated requirements facilitate the process of registering and verifying information. There tends to be a culture of greater competition and economic growth in economies where it is easier for companies to enter the market.³

Transparency of information can broaden the pool of potential investors by reducing the need for personal connections. It can level the playing field for a budding entrepreneur who may lack the necessary connections to formally launch his or her company. By reducing the risk associated with an investment, transparency can help investors determine the viability of a transaction.⁴ Revealing public information to curb information asymmetry can also reduce a firm's cost of capital by attracting increased demand from large investors (due to increased liquidity of its securities).⁵ The financial cost of a lack of data transparency can be significant: in

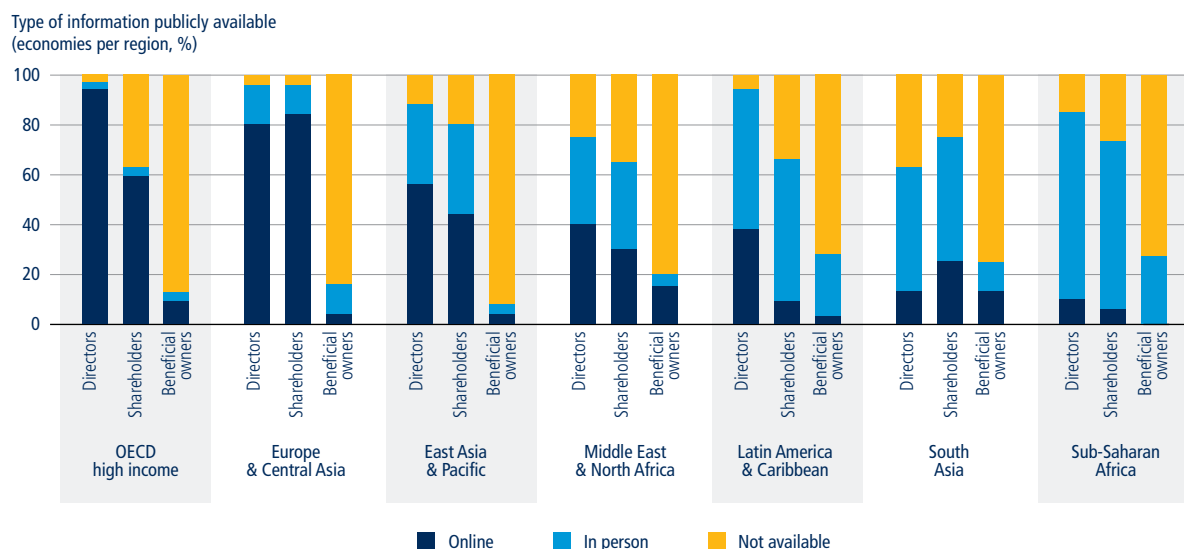
2011 alone it is estimated that developing economies suffered nearly \$1 trillion in illicit financial outflows.⁶ Transparent data on company ownership are vital in combating money laundering, tax evasion, corruption and other illegal activities.

WHAT KIND OF BUSINESS INFORMATION IS AVAILABLE TO THE PUBLIC?

Most business registries share some data with the public about the companies registered with them. The types of information that are most commonly made public by the business registry are the company's name, legal address, year of incorporation, type of business activity and the names of its directors.⁷

Information regarding a firm's corporate structure, annual returns and beneficial ownership is less commonly made available to the public. It is possible to access information on a company's corporate structure—that is, whether it has subsidiaries or belongs to a holding company—and its beneficial ownership in only a few economies (figure 4.1).

FIGURE 4.1 Data on shareholders and directors are more accessible than data on beneficial owners



Source: Doing Business database.

Data on a firm's corporate structure, for example, is readily available in less than one-third of economies worldwide. Furthermore, the identity of a company's beneficial owners is made public in fewer than one-quarter of economies globally; only 8% of economies in East Asia and the Pacific and 15% of OECD high-income economies collect data on beneficial ownership and make it publicly available.

In general, the types of business registry information made available to the public vary little across economies. The names of a company's directors, for example, are publicly available in 92% of high-income economies covered by *Doing Business*; this figure is only slightly lower in low-income economies (84%). For other categories of information, however, public access is not equally provided across economies. In 75% of high-income economies, for example, one can verify the number and type of company shares. This information can be publicly accessed at business registries in fewer than half of low-income economies. Similarly, while businesses' annual accounts are available for public consultation in most high-income economies, these are available in only 10% of low-income economies. Registries in many developing economies either do not require companies to file annual accounts with the business registry or provide limited access to businesses' annual accounts. As a result, the economy may be negatively impacted as poor quality corporate governance regimes can restrict access to information and reduce investment returns.⁸

Some kinds of business data are more accessible than others. In general, public access is greater when the information available is considered less sensitive. Basic data such as a company's type of activity or year of incorporation can be found easily in most economies, but for business reasons some companies

may prefer not to disclose their annual returns or annual accounts.

HOW IS INFORMATION MADE AVAILABLE TO THE PUBLIC?

During the past decade government agencies around the world have explored ways to increase business registry transparency. The need for access to corporate information in the name of greater transparency pushed many economies to digitize their business registries and publish data online. By allowing around-the-clock, online access to registry information, the need for personal visits has been reduced, significantly enhancing the utility of these registries.

Where company details can be searched remotely, information and transaction costs are reduced. Basic information underlying potential trade or business dealings—for example, whether an entity has the legal authority to commit to an export contract or whether a particular company is in good financial standing—can be obtained quickly. The majority of the business registries in the economies covered by *Doing Business* share some company information online. Business registries in OECD high-income

economies publish most of the information collected on their websites.

The business registry information most widely available online includes the name of the company, its identification number, its legal address and the year the company was incorporated. The most basic information—the company name—is the information most commonly made available online. The names of existing companies are available online in 62% of economies covered by *Doing Business*, primarily because a company name must be verified before it can be registered as a new business. The business registries in all OECD high-income economies offer online company name search. In contrast, business registries in fewer than 10 economies in Sub-Saharan Africa—including Nigeria and Rwanda—offer this service (figure 4.2). More detailed information—such as information on a firm's shareholders, directors or beneficial ownership—is less commonly made available online.

Information on a company's directors, shareholders and beneficial owners is particularly important because it allows both business representatives and private individuals to identify the ownership of companies with which they may choose to do business or invest. In some

FIGURE 4.2 Company name search is mostly done in person in Sub-Saharan Africa

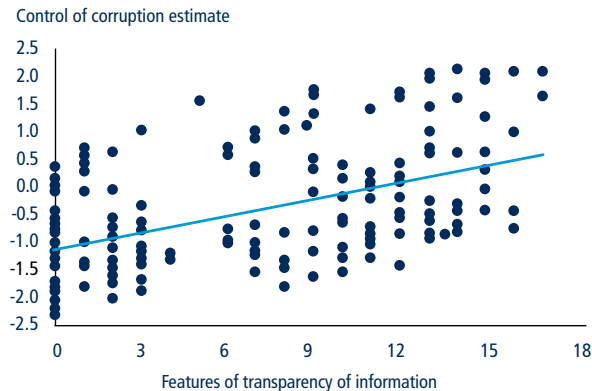


Source: *Doing Business* database.

regions, however, this information is either not available or can only be obtained in person. In South Asia, for example, business registries in 75% of economies only allow information about shareholders to be made available in person. In contrast, less than 20% of economies in Europe and Central Asia require that those seeking this information appear in person at the business registry; in the vast majority of economies in this region, shareholder information can be obtained online. In Sub-Saharan Africa, business registries in 77% of economies do not make the names of registered companies available online. In East Asia and the Pacific, one-third of economies do not publish the legal address or the names of company directors online. This type of information would allow a company, before doing business with an individual, to verify, for example, whether that person is a legitimate company representative.

Even when business registry information is published online, it is not always provided free of charge or made easily searchable. In many economies, online access to company information is only available after preregistration or the payment of a subscription fee, limiting the information to those people who can pay for it. In contrast, Denmark and the

FIGURE 4.3 Higher levels of transparency at the business registry are associated with higher overall levels of transparency in an economy



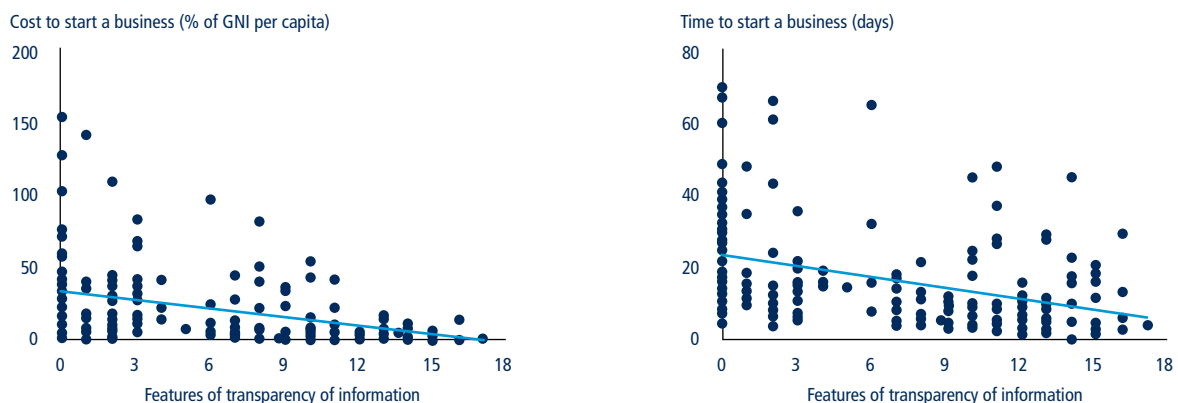
Sources: *Doing Business* database; Worldwide Governance Indicators (<https://www.govindicators.org>), World Bank. Note: The Worldwide Governance Indicators control of corruption indicator captures perceptions of the extent to which public power is exercised for private gain, including both petty and grand forms of corruption, as well as “capture” of the state by elites and private interests. Estimate gives the economy’s score on the aggregate indicator in units of a standard normal distribution, ranging from approximately -2.5 to 2.5, with higher values representing lower corruption perceptions. The features of transparency of information range from 0 (not transparent) to 18 (transparent). The sample includes 189 economies covered by both *Doing Business* and the control of corruption estimate (data on control of corruption estimate not available for San Marino). The relationship is significant at the 1% level after controlling for income per capita.

United Kingdom publish their entire business registry database free of charge.⁹ The presentation of the information can also be a barrier. If data are available only through record-by-record searches, for example, a person must begin their search with the company name or identification number to access information about it.

HOW IS TRANSPARENCY OF INFORMATION ASSOCIATED WITH EFFICIENCY AND CORRUPTION?

Business registries facilitate the operation of firms in the formal economy and they are often the first public institution

FIGURE 4.4 The time and cost to start a business tend to be lower in economies with higher transparency of information at the business registry



Source: *Doing Business* database.

Note: The cost of starting a business is recorded as percentage of GNI per capita. The time required to start a business is recorded in calendar days. The features of transparency of information range from 0 (not transparent) to 18 (transparent). Samples include 185 and 184 economies after the five highest cost estimates and the six highest time estimates are removed as outliers, respectively. The relationship between the cost of starting a business and the features of transparency of information is significant at the 1% level after controlling for income per capita. The same applies when the analysis is done using the time to start a business.

with which entrepreneurs interact. This first interaction can have a formative impact on the entrepreneur's perception of the efficacy of the public administration. Indeed, the level of transparency and trust in an economy has been shown to be highly correlated with the level of transparency of information at the business registry (figure 4.3). When business registry information is easily accessible and can be searched remotely, it can facilitate business transactions by removing unnecessary steps and reducing transactions costs.

The level of transparency of information at business registries is also associated with the time and cost to start a business. Data show that, on average, economies with greater transparency of information tend to have faster and less costly processes for starting a business (figure 4.4). In economies where official information on how to incorporate a business is not made readily available, entrepreneurs may have to seek legal advice from third parties or visit various government offices to find reliable information. In contrast, when the information is consolidated and easily obtained, entrepreneurs can spend less time and money finding it; they can dedicate more time to running their business.

Transparency can be approached from multiple aspects. Beyond providing readily available and reliable information about existing companies, it is important that entrepreneurs can openly access information about the requirements to establish a business (such as a list of required documents, fee schedules and services standards). When public access to information on company incorporation requirements is limited, it can represent a substantial obstacle to entrepreneurs who want to start a business. However, when transparency is a priority for business registries and all requirements are made public, more firms are able to enter the formal sector. If anyone can easily obtain transparent information before a business transaction, it can increase the ability of companies to conduct proper Know-Your-Client procedures, raising the level of trust in transactions and counterparts. Easy access to relevant information is also correlated with increased transparency of interactions with public officials. *Doing Business* data show that economies with transparent business registries tend to have lower incidences of bribery, both asked and given (figure 4.5). Transparent information provides citizens with the data they need to hold their counterparts accountable and improves trust in public agencies (including business

registries), particularly when transparency is conveyed on multiple levels (such as clearly stating business registration fees and the expected time to receive incorporation documents).

CONCLUSION

The transparency of the information provided by the business registry plays a vital role in an economy. Transparent business registries reduce information asymmetry among entrepreneurs and broaden the pool of potential investors by reducing the need for personal connections. Transparency can also raise the accountability of public officials and strengthen trust in public agencies. In the past decade, government agencies around the world have used technology to increase the transparency of public services. Technology can be utilized by governments to improve transparency of company ownership and the procedures to start a business. This case study has shown that the public availability of information on company ownership and starting a business is associated with an increase in an economy's overall level of transparency, an increase in the efficiency of business registration and a decrease in bribery.

FIGURE 4.5 Levels of bribery tend to be lower in economies with higher transparency of information at the business registry



Sources: *Doing Business* database; Transparency International database (<https://www.transparency.org>).

Note: The features of the transparency of information range from 0 (not transparent) to 18 (transparent). The samples include 100 and 89 economies covered by both the *Doing Business* database and the Transparency International database. The relationships are significant at the 1% level after controlling for income per capita.

NOTES

This case study was written by Cyriane Coste, Frederic Meunier, Nadia Novik, Morgann Reeves and Erick Tjong.

1. ASORLAC, CRF, ECRF and IACA 2016.
2. De Simone and Fagan 2014.
3. Klapper, Laeven and Rajan 2006.
4. Malesky, McCulloch and Duc Nhat 2015.
5. Diamond and Verrecchia 1991.
6. Palstra 2014.
7. Accessibility to 14 types of business information is included in this case study. These are the following: name of company, name of directors, name of shareholders, name of beneficial owners, articles of association, year of incorporation, company identification number, legal address, physical address, type of activity, annual accounts, annual returns, capital structure and corporate structure. In addition, the documents to start a business, fees, service standards and statistics are also included.
8. Bradley 2003.
9. Quintanilla and Darbshire 2016.

Dealing with Construction Permits

Private sector participation in construction regulation



The world has witnessed an unparalleled expansion of cities in recent decades. The urban population of developing economies is projected to double by 2030, while the area covered by cities could triple.¹ In tandem with this trend, the construction industry is forecast to grow by more than 70%,² reaching \$15 trillion by 2025.³ With the population of cities rising around the world, municipal authorities are struggling to keep up with increased demand for their services. In developing economies, in particular, building departments operating under tight budgets and resource constraints are finding it increasingly difficult to enforce building codes, ensure that quality standards are met and adhere to efficient service delivery processing times.

In some economies, local municipalities have partnered with the private sector to supplement their strained capacity to oversee construction. However, faster and more efficient services provided by third-party inspectors inevitably cost more. *Doing Business* data show that the need to hire qualified third-party professionals on construction projects raises the cost of regulatory compliance by 1% on average in lower-middle-income economies and by 1.3% on average in upper-middle-income economies. The average cost of regulatory compliance in low-income economies without third-party involvement is 7.8% lower; the tradeoff is that it takes longer than in those with third-party involvement.

The use of independent, private-sector entities in construction regulation has provided a conduit for the increased participation of the private sector in the regulatory process and—when appropriate safeguards are in place—has offered an innovative way of addressing regulatory gaps. Low compensation for public sector regulators has resulted in a scarcity of qualified building professionals in

local governments. Hiring private sector experts has addressed this critical gap while improving the efficiency of the regulatory process. When it solicits the experts of private third-party engineering and architectural firms, the public sector taps into specialized skills that enable more robust compliance checks. These firms play a key role in monitoring the enforcement of building regulations and ensuring adherence to adequate standards of quality control at various stages of construction.

Initially pioneered in high-income economies—such as Australia, Japan and the United Kingdom—the trend toward involving private third-party engineers or specialized construction firms in public service delivery has been gradually gaining traction in lower-middle-income and upper-middle-income economies. Modern construction systems increasingly involve licensed or approved private engineers or firms, often enabled by the municipality and local enforcement agencies, to fulfill a building control function. Indeed, data show that 93 out of the 190 economies covered by *Doing Business* use

- Involving private sector engineers or firms in construction regulation is a trend that has been gaining traction in economies around the world.
- Some form of private sector participation in construction regulation is employed in 93 of the 190 economies covered by *Doing Business*.
- Private sector participation in building regulatory processes has shown positive results in achieving regulatory goals. However, the delegation of authority from the public to the private sector has generated significant challenges.
- Economies that employ some form of private sector involvement in construction regulation tend to have more efficient processes and better quality controls. Yet, they also exhibit higher costs and a propensity for conflicts of interest.
- The policy choice to integrate private sector entities in construction regulation should be accompanied by appropriate safeguards that favor the public interest over private profits.

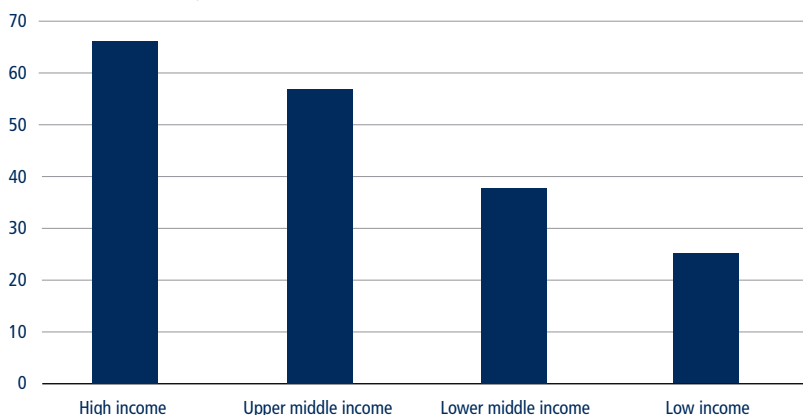
some form of private third-party service in construction regulation. Of high-income and upper-middle-income economies, 66.1% and 56.9%, respectively, use third-party services in construction regulation, while 37.7% of lower-middle-income economies use third-party services. In contrast, only 25% of low-income economies make use of private third-party services in construction regulation (figure 5.1).

THE PRIVATE SECTOR'S ROLE IN CONSTRUCTION REGULATION

Over the past two decades, several models of private sector participation in building regulatory processes have emerged in economies around the world. Private participation in construction regimes can range from a very limited role for the private sector—such as in the Arab Republic of Egypt, where the Syndicate of Licensed Engineers merely certifies the qualifications of the supervising engineer—to a more comprehensive role where a private firm has complete authority over the entire process—such as in Australia, where private building surveyors directly oversee building design, control and inspection. In the United Kingdom, builders are given the option of either working with an approved private inspector or completing the required procedures with the public authorities. In other economies, such as France and the Republic of Congo, building controls are associated with an insurance-driven regulatory regime in which insurance and warranty firms engage private inspection firms in third-party reviews. While these two economies share the same insurance regime, there is a large disparity in terms of their performance on the quality control index, where France scores significantly higher than the Republic of Congo. At least two parties are held liable for any construction failure for a period of 10 years in 32% of high-income economies allowing third-party involvement, but this figure falls to just 9% for

FIGURE 5.1 Private third-party services are more commonly used in construction regulation in high-income and upper-middle-income economies

Share of economies using private third-party services in construction regulation (%)



Source: Doing Business database.

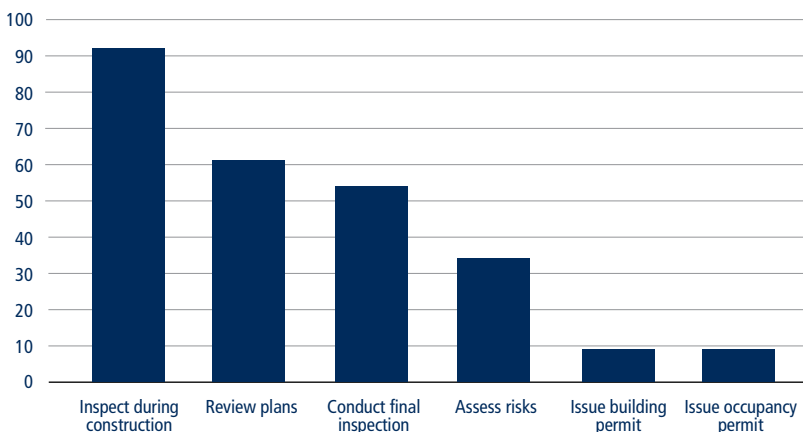
low-income economies. Under this legal framework, only buildings deemed safe by independent third-party entities can be insured by an insurance company.

The degree to which the private sector is engaged in regulatory activities varies significantly across economies (figure 5.2). However, the primary function of private third-party entities involved in construction regulation tends to focus on

building inspections during project execution, as is the case in 92% of economies with private participation mechanisms. Of these economies, 61% engage private entities in reviewing building plans, 54% in conducting final inspections upon the completion of construction and 33% in conducting risk assessments of projects. Nonetheless, the issuance of building and occupancy permits remains largely under the purview of local authorities with only

FIGURE 5.2 Almost all economies employing private-sector regulatory support allow third-party inspections during construction

Share of economies allowing specified third-party service (%)



Source: Doing Business database.

9% of economies delegating these regulatory roles to the private sector.

BENEFITS OF THIRD-PARTY INVOLVEMENT IN CONSTRUCTION REGULATION

Economies can reap numerous benefits when private sector involvement is carefully implemented within a coherent regulatory framework. In most EU economies, there has been a complete shift from public to private governance mechanisms in building regulation, reflecting a desire to improve the quality of regulation, reduce the administrative burden for applicants and support a greater focus on risk mitigation.⁴

Public-private collaboration on construction regulation has shown positive results including improved compliance with building regulations, more rigorous quality control throughout the project lifecycle and better processing efficiency. *Doing Business* data show that private third-party involvement is associated with better building quality in construction as measured by the building quality control index.⁵ Private sector involvement in construction regulation can support the enforcement of building codes and other applicable regulations. It effectively promotes compliance with the existing legal framework, particularly in economies where clear, transparent rules and specific technical instructions are prescribed.

Economies that integrated the private sector into regulatory functions decades ago have seen notable improvements in building quality control. Japan, for example, suffers from an extremely high exposure to natural hazards such as typhoons and earthquakes. The authorities reformed building regulations in 1998 by introducing private third-party services to significantly expand its capacity to carry out building inspections. By doing so, it managed to increase the rate of final inspections to more than 90% in 2016

compared with just 40% before June 2000. By establishing a successful regulatory system that relies on third-party checks, Japan increased its capacity to detect deficiencies in building design and construction, offering timely and appropriate remedies. Private third-party firms now play an instrumental and dominant role in inspection works (figure 5.3).

Similarly, to improve the energy efficiency of its large stock of new buildings, in 2005 the Chinese government introduced an innovative private third-party mechanism to carry out compliance checks of green building code provisions, effectively tapping a vast and readily-available pool of private sector expertise. Five years after the reform, compliance rates with regulatory requirements had effectively doubled.⁶

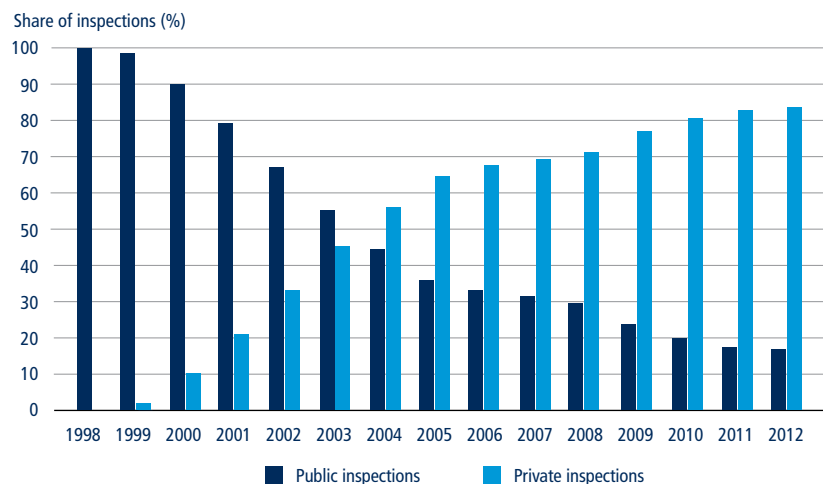
The former Yugoslav Republic of Macedonia initiated sweeping construction reforms in 2007/08 mandating the use of private engineers licensed by the Chamber of Engineers to undertake independent building plan reviews. Since then, FYR Macedonia has seen significant improvements in the efficiency of construction regulation as measured by *Doing Business*. The tradeoff has been an increase

in regulatory cost (figure 5.4). Even the Netherlands—one of the few EU economies that has maintained exclusive public enforcement of building regulation—is now preparing to shift toward a more hybrid system of enforcement involving private third-party mechanisms.

Introducing private third-party involvement in construction regimes can also expand regulatory capacity through efficiency gains. The use of private sector third-party services allows for the flexibility to hire specialized expertise that is usually scarce in local municipal governments, particularly in low- and middle-income economies. Local governments are often subject to hiring restrictions and operate with less competitive pay scales that limit their capacity to hire well-qualified staff or contain the high level of staff turnover. These limitations are usually compounded by a wide range of factors, including inadequate local tax bases to fund service delivery, limited transfers from national governments and institutional capacity constraints.

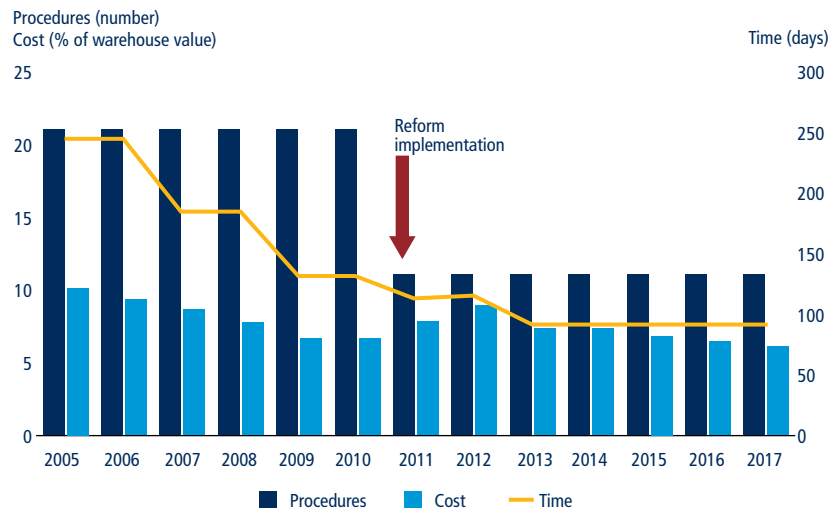
Doing Business data show that the process of dealing with construction permits tends to be faster in economies with private participation in construction

FIGURE 5.3 Private third-party inspection firms have become instrumental players in Japan



Source: Japan, Ministry of Land, Infrastructure, Transport and Tourism database (<http://www.mlit.go.jp>).

FIGURE 5.4 FYR Macedonia reduced the number of procedures and time it takes to build a warehouse following the introduction of private third-party building plan review



Source: Doing Business database.

regulation. High-income economies employing private sector regulatory support experience time savings of up to 60 days on average compared to economies that do not rely on third-party participation. Private sector involvement in building control activities has the potential to promote administrative efficiency, which in turn results in favorable economic outcomes. A study of the economic impact of expediting permit processing reveals that improving administrative efficiency results in a 16.5% increase in property tax collection, a 5.7% increase in construction spending and a 0.6% increase in the rate of financial return for the investor.⁷ In contrast, regulatory delays could undermine the profitability of building projects,⁸ adding a financial burden that amounts to 5% of total construction costs incurred by developers⁹ and reducing the likelihood of further investment.

Economies with the least efficient construction permitting procedures have enforcement systems that rely exclusively on public authorities. Conversely, some economies that have transitioned from a public approach to a more open system involving partnerships with the private sector have experienced significant

gains in efficiency. The planning office in Bogotá, Colombia, for example, reduced the average time needed to process a construction permit from three years in 1995 to 73 days in 2012 after it began using private professionals to carry out plan reviews and issue building permits. Given the successful integration of third-party professionals in building control activities, the authorities are now considering extending the use of specialized engineers to building inspections, which remain under the jurisdiction of local public officials.

CHALLENGES OF THIRD-PARTY INVOLVEMENT IN CONSTRUCTION REGULATION

Models of private sector participation in construction regimes vary. While third-party involvement in construction regulation can facilitate doing business in the construction industry by reducing the burden on local authorities, it comes with tradeoffs—including higher construction costs. Privatization of public services should be implemented carefully, with due regard to standards

of transparency and accountability. The delegation of such a key regulatory mandate to the private sector should always be coupled with strict oversight safeguards designed to hold public interest above private profits.

For the private sector to successfully assume such an important regulatory role, a robust vetting system should be in place. Private third-party entities carrying out controls on construction are entrusted to promote compliance with building codes and regulations and enforce rigorous safeguards in favor of the public interest. For such an arrangement to work as intended, the public sector should regulate private third-party professionals and firms. Public sector agencies do so by enforcing professional certification criteria that render individuals and firms eligible to take on a regulatory mandate. Insufficient qualifications of private individuals or firms would undermine the objective of such a regulatory mechanism as the quality of service provided by these professionals would fail to meet the required standards of safety.

Economies with third-party involvement in regulatory functions often adopt specific standards of eligibility for private sector entities to be able to fulfill such a critical regulatory role. These standards typically include a minimum number of years of professional experience, certification by a recognized professional body and proof of performance on previous contracts. When private certification requirements were not properly implemented in New Zealand in the 1990s, the authorities quickly abandoned the shift to private sector building controls and reverted to the traditional public sector regulatory role. New Zealand's attempt to adopt third-party inspections failed due to the lack of strong regulatory safeguards. This resulted in the "leaky building syndrome." In 2008, the cost to repair 42,000 leaky buildings was estimated around 11.3 billion New Zealand dollars (approximately \$8.3 billion).¹⁰ Third-party involvement in construction regulation holds the

promise of improving the regulatory framework, but it could also result in unintended adverse consequences if inadequately implemented. Although 22.2% of high-income economies with third-party involvement covered by *Doing Business* have standard eligibility requirements—including number of years of experience, a university degree and proof of performance on similar projects—only 3.3% of low-income economies require these standard qualifications.

Certifying agencies are mandated with monitoring the enforcement of professional standards. Government agencies represent the largest share of certifying bodies (68.5%) in those economies covered by *Doing Business*, followed by the national order of engineers (19.6%) and other independent bodies (13%) (table 5.1). In the United States, professional certification for third-party services is provided by the International Code Council (ICC), a non-governmental organization. Japan and China, by contrast, host this important function under central ministerial authorities.¹¹ The United Kingdom has mandated an independent organization—the Construction Industry Council—to administer the registration system for Approved Inspectors (AIs).

Having strict qualification standards in place is an essential and necessary element of a third-party regulatory regime, but this alone is insufficient to ensure that qualified professionals are delivering a satisfactory service. Special attention should be given to the effective enforcement of these professional certification

requirements. This may entail the introduction of oversight mechanisms, a liability and insurance regime and a disciplinary framework that accompanies the transfer of regulatory authority from public officials to third-party entities as part of an essential quality assurance mechanism of third-party providers. China, for example, directed the Ministry of Housing and Urban-Rural Development to certify private third-party companies to carry out compliance checks of green building code provisions. The ministry maintains a comprehensive online public database that contains information on certified third-party firms. It requires the management of construction inspection companies to maintain accountability and quality of service, enforcing penalties when violations are discovered by regular inspections of third-party firms.

When the regulatory framework clearly defines the roles and responsibilities of private service providers, third-party entities are aware of their rights and obligations under the law and can exercise their authority within a legally transparent environment. Furthermore, accountability provisions governing conflicts of interest should be put in place to minimize their incidence and promote unbiased and independent regulatory control. Regulations in 76% of economies that make use of third-party inspectors explicitly require the independence of third-party inspectors; they should have no financial interests in the project and should not be related to the investor or builder.

Without strong liability and insurance regimes and rigorous professional certification mechanisms, third-party involvement in construction regulation can become inefficient or fail to ensure high quality building standards. Moreover, builders could incur the high costs that often accompany private-sector regulatory control without fully benefiting from the advantages that this control is intended to offer. Some economies regulate the cost of such services to

acceptable levels by enforcing fee schedules (within suggested industry guidelines) or by requiring fewer external professionals to be engaged by investors or local construction companies. In the Republic of Korea, for example, an independent third-party may not charge more than 1.29% of the estimated construction cost, in accordance with the Regulation for Scope of Architect Services and Fee Standard. In other economies, the local building authority either conducts all construction oversight or absorbs the cost of engaging external third-party professionals in the process through outsourcing. In South Africa, local authorities can temporarily appoint external building inspectors to conduct inspections on behalf of the local authority.

CONCLUSION

Sound construction regulation can save human lives, improve health and safety and support a prosperous and sustainable building sector and economy.¹² It can help facilitate doing business by safeguarding lucrative investments, strengthening property rights and protecting the public from faulty building practices. Private sector involvement in the enforcement of building regulations has shown positive results in achieving regulatory goals.¹³ However, several challenges should be addressed before a policy of private sector involvement in construction regulation is pursued. The transfer of authority from the public to the private sphere could undermine the public interest. Public-private collaboration in building regulation has delivered successful results when authorities have enforced strict qualification requirements, effective oversight mechanisms and provisions on conflicts of interest, among other fundamental safeguards. A wealth of peer experience accumulated over the past 20 years is now available to economies considering integrating third-party entities in construction regulation.

TABLE 5.1 Distribution of certifying bodies for third-party entities involved in construction regulation

Certification agency for third-party entities in construction	Number of economies
Government	63
Order of architects or engineers	18
Other independent body	12

Source: *Doing Business* database.

NOTES

This case study was written by Baria Nabil Daye, Marie Lily Delion, Imane Fahli, Thomas Moullier, Keiko Sakoda, Jayashree Srinivasan and Yelizaveta Yanovich.

1. UN-Habitat 2016.
2. Moullier 2013.
3. Global Construction Perspectives and Oxford Economics 2013.
4. Meijer and Visscher 2005.
5. For more on the building quality control index, see the data notes.
6. As reported by the American Council for an Energy-Efficient Economy. <http://aceee.org/research-report/i121>.
7. PricewaterhouseCoopers 2005.
8. Wrenn and Irwin 2015.
9. Hsueh 2010.
10. Lovegrove 2016.
11. The Ministry of Land, Infrastructure, Transport and Tourism (MLIT) in Japan and the Ministry of Housing and Urban-Rural Development (MoHURD) in China.
12. Van der Heijden 2009.
13. Moullier 2017.

Registering Property

Using information to curb corruption

Transparency is a key element of the quality of land administration systems. Transparency eliminates asymmetrical information between users and officials with respect to services provided by the land administration, thereby increasing the efficiency of the real estate market. Transparent systems also strengthen public confidence in governments and facilitate substantial reductions in the cost of doing business.

In 2013 Transparency International reported that one in five users of land services globally claimed to have paid a bribe for services such as registering a land title or obtaining updated property ownership information. The prevalence of bribery in the land sector creates a substantial informal cost for those trying to register or transfer land. For those unable to afford illegal payments, it can also reduce access to land administration services, hindering property registration and increasing land tenure informality. In addition to bribes, corruption can take the form of land record fraud or alteration, land document forgery and multiple allocations of the same plot of land. Officials may also leverage their position to benefit from parties with an interest in acquiring, disposing of and developing land.¹

Integral components of a transparent and efficient land administration system include easy access to clear and credible information on property ownership, open public access to information on procedures and fees for public services as well as active public dissemination of regulations affecting land rights. These measures can reduce corruption and increase accountability of land administration authorities.²

As a component of its registering property indicator set, *Doing Business* has measured the transparency of land administration systems for the past four years.³ This research has focused on whether information concerning the ownership and physical location of a property is public, whether essential information on the property transfer process is made accessible, if there is an independent and specific complaint mechanism to respond to issues raised by land registry users and whether statistics on property transfers in the largest business city of an economy are published.⁴

Since 2013, 25 economies have improved transparency by launching websites, publishing fee schedules, setting time limits and implementing specific complaint mechanisms. Senegal introduced a comprehensive website for its land administration system, which includes a list of procedures, required documents, service standards and official fees to complete any property transaction.⁵ Similarly, Qatar and Guyana have increased transparency in their land administration systems by expanding web-based land administration portals to include dedicated and comprehensive sections on the services provided.^{6,7}



- Transparency of information provided by land administration systems can reduce transaction costs and facilitate investment in immovable property.
- In economies where information on fee schedules and documentary requirements is easily available, the process of completing property transfers tends to be more efficient.
- Since 2013, 25 economies have become more transparent by launching websites, publishing fee schedules, setting time limits and implementing specific complaint mechanisms.
- In 51 economies, the only way to obtain information about documentary requirements for property registration is by having an in-person interaction with a public official.
- Property-specific and independent complaint mechanisms are not common around the globe, indicating an area for improvement to increase transparency.
- A transparent land administration system reduces opportunities for corruption.

ACCESS TO INFORMATION DURING DUE DILIGENCE

Information on the property, the parties and the transfer process is fundamental for a property transaction to occur. Buyers and sellers will only be able to make informed decisions when this information is widely available, either at a low cost or free of charge. The parties should know the costs, required documents and the expected duration of the transfer process before the transaction takes place. Although these conditions are necessary for a sound land administration, whether an agency can deliver its services with efficiency and accountability depends on other variables such as the capacity and reliability of its infrastructure.

Around the world, 158 economies publish fee schedules for services offered at the land registry. If a fee schedule is public, it is also likely to be available online. In 131 economies, this information can be accessed through a dedicated website. Although the use of online platforms is common in high-income economies—where 80% publish fees on websites—only a third of low-income economies have such portals. One example is Zimbabwe. In 2016, the economy launched an official website that includes a list of documents and fees required to complete a land transaction, as well as a specific time frame for delivering legally-binding documents proving property ownership.

The documentary requirements for land registration should also be made available to the public. Parties involved in a property transaction can streamline their interactions with the agency in charge of property registration if they know beforehand what documents they will be required to submit. This greatly reduces the risk of unforeseen delays or obstacles to submitting a property transfer—including the incidence of informal payments. When the list of required documents is public and complete, for example, the likelihood that the parties would be requested to come back with additional documents is reduced, expediting the registration process.

Transparency of documentary requirements may also simplify a transaction by potentially reducing the need to resort to third-party professionals to prepare a property transfer application (figure 6.1). In 51 economies, the only way to obtain information about documentary requirements for property registration is by having an in-person interaction with a public official. In Zambia, for example, where the list of required documents is not publicly available, a lawyer is hired to complete most of the property transfer steps for a commercial warehouse, costing an entrepreneur an additional 2.5% of the property value.

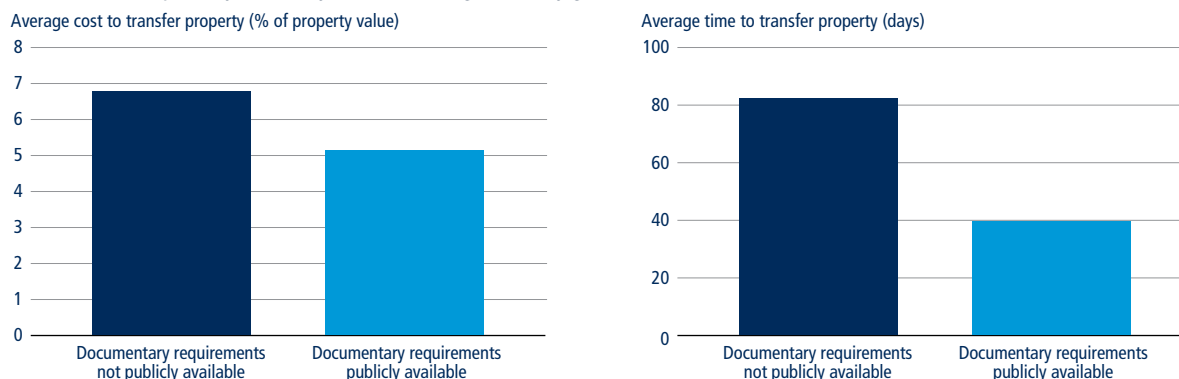
To promote full transparency, in addition to document and fee schedules, all services provided by land registries—such as title search, ownership certificate or

transfer of ownership—should be clearly specified, including the timeframes for their completion. This allows the public to know beforehand what level of service they can expect to receive, how much it will cost and how long it will take. Moreover, by providing clear public guidelines, governments set the standard for accountability of services offered by their land administration systems. Land registry services that lack established timeframes for completion can foster corruption in the form of bribes. An official might purposely delay registration, for example, to encourage clients to make facilitation payments to accelerate the process. Furthermore, in the absence of enforced time limits, land registry users are unable to monitor the status of their transactions.

Service standards at land registries are rare. Land registry users are not aware of any specific time limits promulgated by law in 122 economies covered by *Doing Business*. In addition, economies that do not establish service standards, such as specific time limits, tend to complete property transfers less efficiently (figure 6.2).

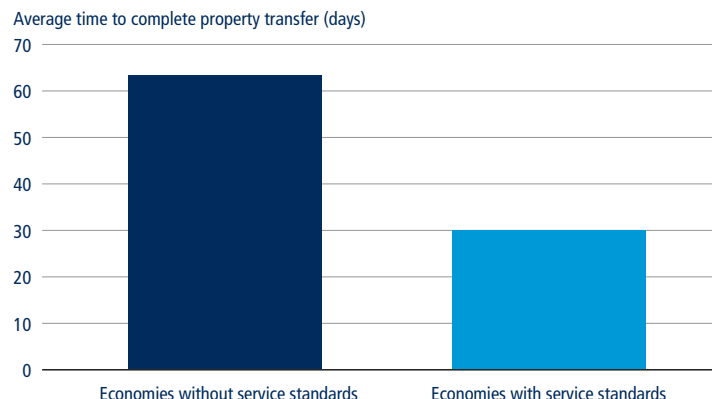
The Land Revenues Office charter, published in June 2013 by Nepal's Department of Land Reform and Management, provides a good example of how to set effective time limits. The charter contains a comprehensive list of services provided by the Land Revenue Office, the list of documents needed to

FIGURE 6.1 Transparency in land systems can bring efficiency gains



Source: *Doing Business* database.

FIGURE 6.2 Economies that publish effective time limits tend to be more efficient in completing property transfers



Source: *Doing Business* database.

complete each service, the applicable fees and the effective deadline within which the agency commits to deliver specific services. Similarly, the government of Thailand established a one-day service standard to register property transactions. To comply with this commitment, the number of staff is determined based on the average number of transactions, preventing delays.⁸

ACCESS TO INFORMATION DURING A PROPERTY TRANSACTION

Land administration is defined by the United Nations Economic Commission for Europe (UNECE) as “the processes of determining, recording and disseminating information about the ownership, value and use of land when implementing land management policies.”⁹ One of the major roles of a land registry is to make land transactions public. By doing so, it safeguards the interests of all parties involved in sales or leases.

When parties engage in a property transaction, it is essential that they obtain legally reliable information regarding the actual property involved in the transaction. The availability of information on the property—as well as

its owners or creditors—helps to eliminate uncertainty over property rights or obligations that may encumber the property. In the absence of any public records or any related rights to a property, the transaction costs can become overwhelming, risking that ownership becomes untraceable.

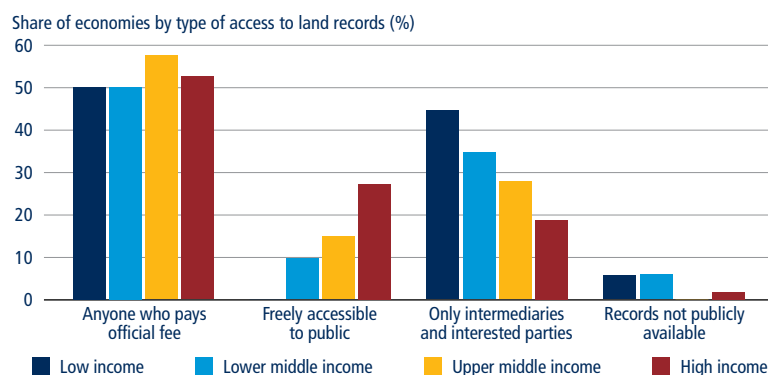
In 127 of the 190 economies covered by *Doing Business*, the information recorded by the land registry is openly available to the public. In the remaining economies, mainly because of privacy concerns, only owners or third parties who prove legitimate interest can access the information

kept in the land registry. In those economies, parties must hire an authorized professional to obtain ownership information, making the process more burdensome. In both cases, the agency in charge of registering immovable property can reject applications to access and retrieve ownership information on a discretionary basis. Public access should be embedded in land administration systems.

Among the economies covered by *Doing Business*, more than 70% of upper-middle-income and high-income economies make information on property ownership available to the public, whether for a nominal fee or free of charge. By contrast, only 50% of low-income economies open their records on land ownership to the public. Globally, information about land ownership is restricted to intermediaries and interested parties in 31% of economies. In 27 out of 190 economies—including Chile, Poland and the United States—this information is freely available (figure 6.3).

Because cadastral maps do not usually contain any personal information about the property owner, privacy concerns do not typically impact mapping agencies. However, the number of economies offering open access to maps is similar to the ones with open ownership information.¹⁰ Overall, among the economies covered by *Doing Business*, 33% do not

FIGURE 6.3 Citizens in low-income economies have limited access to land ownership information



Source: *Doing Business* database.

make information on land boundaries publicly available. Sweden, on the other hand, has an online system allowing anyone to freely access property ownership information and maps dating back 400 years.¹¹

ACCESS TO INFORMATION AFTER COMPLETION OF A PROPERTY TRANSACTION

After property transactions are completed, it is important to provide citizens with a safe environment where they can register complaints. Unlike courts, an informal structure allows users to be more forthcoming about possible abuses, relieving the courts of additional cases. In addition to allowing citizens to contribute to a better business environment, an independent and specific mechanism for filing complaints would also help governments to track issues and respond accordingly.¹²

Such complaint mechanisms promote three desired outcomes. First, the rights of citizens are safeguarded against any sub-standard service—whether by mistake or fault—provided by the land registry. Consequently, citizens can expect the land registry to provide services in accordance with the applicable rules and service guidelines. Second, citizens can have more confidence in a land tenure governance system where information is transparent and the officials providing land transfer services are held accountable for their actions. Third, candid feedback can help improve the administrative tasks performed by the land registry, resulting in a higher quality of service.

Only 24 economies measured by *Doing Business* have established complaint mechanisms that improve the overall quality of land registries; half of these (12) are OECD high-income economies or East Asia and the Pacific economies. Such complaint mechanisms are not in place in any of the economies of South Asia or the Middle East and North Africa

(figure 6.4). Globally, 22 economies offer complaint mechanisms in their cadastre or mapping agency. *Doing Business* data suggest that this is one of the areas with the most room for improvement worldwide.

An independent and specific complaint mechanism is important in the fight against corruption. A study by Transparency International conducted in Burundi, Kenya, Rwanda, Tanzania and Uganda found that about 90% of respondents that encountered a bribery incident did not report it or make a complaint to any authority or official; the reasons differed from economy to economy. In Kenya, most of the respondents indicated that they did not know where to report the incident, while in Tanzania most felt that no action would be taken to resolve their complaint.¹³ As of June 2017 it was possible to file a complaint online in only 19 economies covered by *Doing Business*. The Singapore Land Authority recently introduced a web portal to file complaints about any issues related to their services. The Swedish Land and Cadastral Authority introduced a new mechanism for filing complaints regarding errors identified on maps of land plots.¹⁴ Similarly, Guatemala and Vanuatu have successfully implemented alternative offline solutions. In Guatemala, an agency within the public ministry investigates claims related to the land registry. In 2014 Vanuatu appointed the first Land's

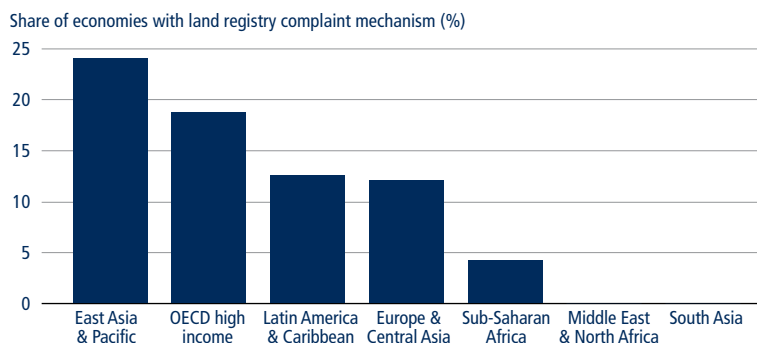
Ombudsman, an official responsible for following up on all complaints, whose duty is to report to the lands ministry as well as the client within 30 days.

Governments can keep their stakeholders engaged by collecting and publishing statistics on land transactions. Transaction statistics benefit regulators as well as the real estate sector, serving as a data analysis tool for policy makers to monitor the real estate market. Currently, 122 economies covered by *Doing Business* publish statistics on land transactions. In Japan, for example, data on land transactions are published monthly at the municipal level. In the United Arab Emirates, numbers on land transactions in Dubai are compiled daily and published on the land registry's web portal.

REDUCING OPPORTUNITIES FOR CORRUPTION THROUGH TRANSPARENCY

Transparency in a land administration system provides a defense against bribes intended to expedite the process of registering property, changing a title, acquiring information on land or processing cadastral surveys. Corruption in land administration can result in fraudulent land transfers, undermine public confidence in existing land rights while reducing investment and formal land

FIGURE 6.4 Most economies do not provide an independent and specific complaint mechanism for land registry issues



Source: *Doing Business* database.

registration.¹⁵ Such corrupt behaviors spur inefficient land ownership, with land being owned by those most able to participate in corrupt activities.¹⁶

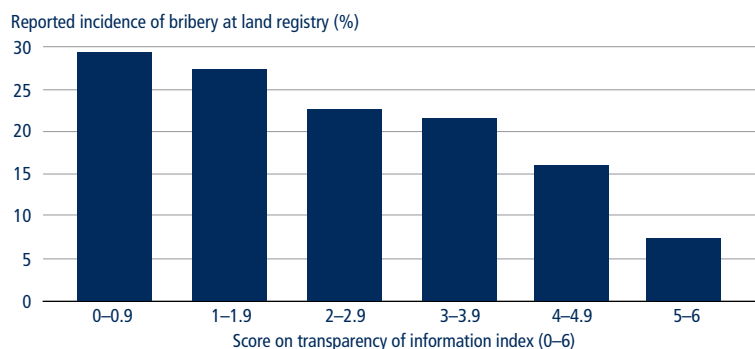
Furthermore, corruption and abuse of power can hinder the development of the real estate market. It can have adverse consequences on the business climate and economic activities by increasing the costs of doing business, thus undermining private sector confidence. High costs, together with inefficient procedures discourage people from registering land transactions, steering them instead into the informal land market. Corruption in land management can have a direct negative impact on business operations.

To be successfully deployed, full-fledged land reforms are time-consuming, costly, demanding an immense effort from governments and stakeholders. But a transparent land administration system—one in which all land-related information is publicly available, all procedures regarding property transactions are clearly documented and information on fees for public services is easy to access—minimizes the opportunities for informal payments and abuses of the system. Indeed, cross-country data show that the greater the quality and transparency of a land administration system, the lower the incidence of bribery at the land registry (figure 6.5).

CONCLUSION

Transparency is one of the most important tools for combating corruption—it is the basic pillar of enhancing the quality of land administration.¹⁷ Moreover, rather than serving as a complementary tool, transparency should be considered as a key component when designing land policies. It is crucial that citizens have complete access to official land information, regulations and applicable fees. By establishing mechanisms that shield citizens from informal payments or other abuses, governments not only strengthen institutions but also increase the public's

FIGURE 6.5 A more transparent land administration system is associated with a lower incidence of bribery at the land registry



Sources: *Doing Business* database; Transparency International data (<https://www.transparency.org/gcb2013>).

Note: The analysis is based on data collected for the 95 economies covered in 2013/14 by both *Doing Business* and Transparency International's Global Corruption Barometer 2013. The relationship is significant at the 1% level after controlling for income per capita.

confidence in them. Having well-defined rules and standards—in addition to a safe environment to censure wrongdoing—is essential to ensure quality and efficiency in the administration of land tenure rights.

NOTES

This case study was written by Yuriy Valentynovich Avramov, Albert Nogués i Comas, Laura Diniz, Brendan Meighan, Esperanza Pastor Nunes and Geyi Zheng.

1. Kakai 2012; Obala and Mattingly 2014.
2. Zakout, Wehrmann and Törhonen 2006.
3. For more information on the transparency of information index, see the data notes.
4. In 11 economies with a population of more than 100 million as of 2013, *Doing Business* also collects data for the second largest business city.
5. For more on Senegal's land administration system, see <http://www.impotsetdomaines.gouv.sn/fr/demarches-affaires-domaniales-cadastres>.
6. For more on Qatar's web portal, see <https://sak.gov.qa/>.
7. For more on Guyana's efforts to increase transparency in land administration, see <http://minbusiness.gov.gy/doing-business/3-how-to-get-property/>.
8. Zakout, Wehrmann and Törhonen 2006.
9. UNECE 1996.
10. According to *Doing Business* data, 129 economies provide for open access to maps recorded at the agency in charge of surveying privately held land plots, while 127 economies provide for open access to ownership information recorded at the land registry.
11. For more information on Sweden's mapping, cadastral and land registration authority, see <http://www.lantmateriet.se>.

12. The registering property indicator set only considers dispute resolution mechanisms that (i) have been designed specifically to cover the services provided by the agency in charge of land registration and (ii) are managed by a body that is independent from the agency in charge. These requirements are essential in constituting an efficient, fair and legitimate governance system over land tenure rights.
13. Transparency International 2014.
14. For more on Sweden's mechanism for filing complaints regarding errors identified on maps of land plots, see <http://www.sla.gov.sg/>.
15. Transparency International 2013.
16. Søreide and Williams 2014.
17. Peisakhin 2012; Rose-Ackerman 2004.



Resolving Insolvency

The challenges of successfully implementing insolvency reforms

- Since 2013/14, 19 economies have introduced reorganization procedures and another nine economies have improved their existing procedures. However, making them workable in practice can be challenging.
- France introduced a restructuring procedure—the *procédure de sauvegarde* (safeguard procedure)—in 2005 to enable debtors to prevent economic and financial difficulties. Today, the procedure facilitates business survival in three out of four initiated cases.
- Slovenia brought its legal framework closer to international good practices in 2013. Greater access to the reorganization procedures for creditors has been accompanied by an impressive survival rate of viable companies.
- Although it took some time for stakeholders in Thailand to get accustomed to reorganization procedures, filings at the Central Bankruptcy Court increased steadily from 1% of total insolvency cases in 2011 to almost 9% in 2016.

Access to finance is key to the development of the private sector. Lenders need tools to assess not only the risk of non-repayment but also what happens if a debtor cannot repay debts as they mature. A good insolvency framework—one with clear rules, that efficiently rehabilitates viable companies and liquidates non-viable ones—provides entrepreneurs and lenders with tools to evaluate the consequences of a worst-case scenario.

Existing literature shows that legal protection of creditors and efficient enforcement are conducive to larger and more developed capital markets and that there is a link between insolvency reforms and access to credit.¹ The specific features of an economy's insolvency regime and its enforcement are important aspects for the legal protection of creditors. Several studies show that reforms strengthening the insolvency framework may reduce the cost of credit, increase the level of credit and lower interest rates on large loans.² A study on the 2005 Brazilian bankruptcy reform found a reduction in the cost of debt together with a significant increase in the amount of total and long-term debt.³ A more recent study found that the same reform led to an increase in secured loans, as well as an increase in investment and value of output in the years after the reform in Brazilian municipalities with less-congested courts.⁴ Another study shows that, across a sample of Organisation for Economic Co-operation and Development (OECD) countries, efficient bankruptcy procedures are associated with a higher proportion of new bank loans to large firms.⁵

Other studies show that insolvency reforms that introduce or promote reorganization procedures through the adoption of several international good practices

may decrease the failure rate of insolvent firms. Research on the 1999 Colombian bankruptcy reform shows that by reducing reorganization costs through, for example, streamlining the reorganization process and establishing mandatory deadlines on the length of proceedings, the new law enabled viable companies to reorganize and inefficient ones to liquidate (this was not possible before the reform).⁶

Doing Business tracks insolvency reforms across 190 economies. Since *Doing Business 2005*, 110 economies have introduced 205 changes aimed at facilitating the efficient resolution of corporate insolvency. This case study uses the specific examples of France, Slovenia and Thailand to illustrate successful insolvency reforms that can inspire similar efforts elsewhere.

HOW HAVE ECONOMIES REFORMED THEIR INSOLVENCY SYSTEMS?

Insolvency laws have traditionally focused on enabling the swift liquidation of insolvent companies while organizing the repayment of creditors. The focus of modern insolvency regimes has been to offer restructuring tools to companies that are economically viable but face temporary

financial distress in order to maintain the business activity. Recent reform efforts around the world have introduced this modern feature to insolvency frameworks while also allowing the speedy liquidation of nonviable businesses.

In 2013/14, the resolving insolvency indicators started measuring whether insolvency laws complied with certain international standards, including access to reorganization proceedings for debtors and creditors. Since then, the most common type of reform recorded by the indicators has been the introduction of or improvements to reorganization procedures. During this period, 19 economies introduced reorganization procedures and another nine economies improved their existing procedures.⁷

Providing creditors with greater access to and participation in insolvency proceedings has been another common area of reform. Economies including Cyprus, Jamaica, Kazakhstan, Mexico, Mozambique, St. Vincent and the Grenadines, Switzerland and Uganda have implemented reforms in this direction. Enabling creditors' meaningful participation in the process can make them more cooperative and less litigious, and it can result in shorter proceedings.

Many factors, however, can make it challenging to implement insolvency reforms. Doing so requires not only the adoption of an insolvency law or amendments to existing legislation but also changes to regulation to make the law workable in practice. An insolvency law often requires setting up new structures under the regulatory framework such as, for example, a professional body of insolvency administrators. Successful implementation also requires the buy-in and active participation of the judiciary.

WHAT DID SUCCESSFUL REFORMERS DO DIFFERENTLY?

Doing Business has recorded several notable insolvency reforms. However, France, Slovenia and Thailand were

selected for this case study because they implemented insolvency reforms that brought them closer to internationally-recognized good practices—particularly through the introduction and improvement of restructuring procedures (table 7.1). There is also a significant amount of information available on the evolution of court procedures following these reforms. Business reorganization has become an increasingly utilized option for viable firms in financial distress in all three countries.

The case of France

Since the 1980s France has regularly assessed and updated its insolvency legal framework to encourage business rescue. In the mid-1980s—when the number of firms declaring bankruptcy doubled compared to the previous decade—liquidation was the only option available to companies in financial distress. The number of business liquidations rose from 11,000 in 1970 to 25,000 in 1984. Members of the legislature realized that some of these companies could have been saved had they been given the tools to restructure. The legislature subsequently adopted three laws in 1985 with the objective of saving viable businesses. A reorganization procedure, open to debtors in cessation of payments that had a prospect of survival, was introduced.

Many companies, however, still ended up stopping operations and being liquidated, mainly because they began the reorganization process when their financial situation was already severely compromised. In response, the government amended the insolvency law in 2005 to focus on preventing firms' economic and financial difficulties. A new restructuring tool—the *procédure de sauvegarde* (safeguard procedure)—was introduced. It allowed debtors that are facing difficulties (but which have not yet ceased payments) to apply for court protection while they negotiate a restructuring plan with creditors.

Contrary to initial expectations, the safeguard procedure was not widely used. When the procedure became available for the first time in 2006, only 509 safeguard applications were filed (compared to 16,046 judicial reorganizations and 31,045 judicial liquidations).⁸ One reason was that the criteria required to initiate the safeguard procedure were too strict. Debtors had to demonstrate that they were facing difficulties that would result in insolvency, which was challenging. Another reason was that the law did not clearly stipulate which party—the company managers or the court-appointed administrator—was responsible for the preparation of the safeguard plan, an issue which could deter managers from starting the proceedings.

TABLE 7.1 France, Slovenia and Thailand successfully implemented insolvency reforms

Country	Motivation	Reform content	Outcome
France	High number of bankruptcy cases; no possibility for companies to reorganize prior to the reform	Starting in 1985, introduced restructuring procedures with focus on preventing firms economic and financial difficulties	Increased number of initiated and successful reorganization cases
Slovenia	High number of insolvent companies as a result of the 2008 global financial crisis; features of restructuring procedures not suited; no preventive procedures available	Starting in 2008, introduced preventive restructuring procedure for medium and large-size companies and simplified reorganization procedure for micro and small-size companies; improved access to reorganization proceedings for creditors	Increased number of initiated and successful reorganization cases
Thailand	High number of non-performing loans in the context of the 1997 Asian financial crisis; no possibility for companies to reorganize prior to the reform	Starting in 1998, introduced reorganization procedure for corporate debtors; created specialized bankruptcy court	Increased number of initiated and successful reorganization cases

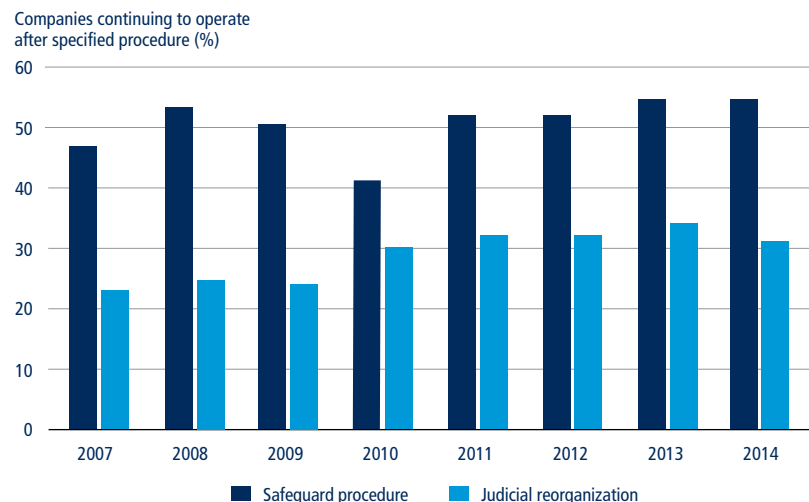
Source: *Doing Business* database.

The insolvency law was amended again in 2008 to make the safeguard procedure more accessible and attractive to debtors by simplifying the eligibility criteria. Debtors had only to demonstrate difficulties—economic, financial, or legal—that they could not overcome, without having to define or qualify the gravity or extent of those difficulties. The 2008 amendment also made the procedure more attractive by clarifying that the managers of the company were responsible for preparing the safeguard plan with the assistance of the court-appointed administrator. Furthermore, in 2011 France introduced a procedure—the *sauvegarde financière accélérée* (accelerated financial safeguard)—under which a debtor can reach an out-of-court arrangement with a majority of its financial creditors and then initiate summary court proceedings to validate the agreement without negatively impacting non-financial creditors.

These changes led to a significant increase in the number of new safeguard procedures filed, to 1,386 cases in 2009. Since then the number of filings has risen steadily, to 1,620 new cases in 2014. Not only did the use of safeguard procedures increase, but three out of four cases terminated with an agreement with creditors to enable the company to continue operating (figure 7.1). However, the increased use of the safeguard procedure was accompanied by a significant number of filings for liquidation, which in 2014 amounted to 69% of all insolvency cases filed.

By allowing viable companies to restructure and continue operating as going concerns, the amendments to the insolvency law aimed to support entrepreneurial risk-taking and encourage enterprise creation. Insolvency reforms may have contributed in part to the surge in new businesses in France—525,000 companies were created in 2015, twice as many as in 2000. This growth underscores the connection made in the literature between sound insolvency systems and the level of entrepreneurship development as

FIGURE 7.1 A significant number of companies undergoing restructuring proceedings in France continue operating at the end of proceedings



Source: Deloitte and Altares 2016.

Note: Companies that continue operating include companies that adopted a reorganization or safeguard plan, or that were sold as a whole.

measured by the rate of new firm entry and entrepreneurship support.⁹

The case of Slovenia

The early 2000s were a period of significant reform in Slovenia as the country prepared to join the European Union in 2004. A new insolvency law was adopted in 2007, but it was insufficient to cope with the challenging economic and financial conditions brought on by the global financial crisis of 2008; many companies became insolvent. Firms suffered from over-indebtedness and had difficulties repaying their loans, leading to an increase in corporate non-performing loans to around 20% of total loans.¹⁰ Firms in Slovenia needed effective corporate restructuring procedures to guide the restructuring of their debt.

To address these needs and to bring the legal framework closer to international good practices, the government modified the corporate restructuring framework in 2013. The changes included the creation of a new pre-insolvency restructuring procedure for distressed medium and large-size companies to restructure their

financial claims, as well as a new simplified compulsory settlement procedure to offer a reorganization option for micro and small companies. A change was also made to the existing compulsory settlement procedure to enable creditors to initiate the reorganization of companies for the first time.

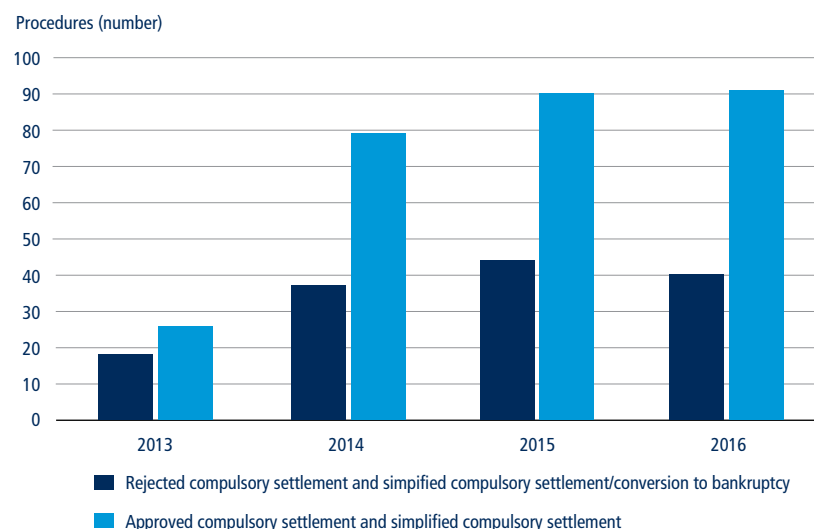
The procedures quickly became a popular option for debtors and creditors. In the first two years following the reform, the proportion of companies using one of the three procedures more than doubled, rising from 6% of total insolvency proceedings in 2013 to 14% in 2015.¹¹ Microenterprises, however, underwent corporate liquidation proceedings in the vast majority of cases (96%) in 2016. Microenterprises have less capacity to face a reorganization and to secure resources to enable them to operate in a situation of financial distress. Despite these challenges, microenterprises have also benefited from the restructuring options. Indeed, the number of simplified compulsory settlement proceedings for the benefit of microenterprises increased from 59 cases in 2014 to 85 in 2016.

Creditors have progressively taken advantage of the enabled access to compulsory settlement proceedings granted to them in 2013; by 2016 they initiated almost one-third of all cases. During the same period, the number of successfully terminated reorganization proceedings increased significantly. In 2016, most ended with an approved settlement (figure 7.2).

One of the companies that benefited from the restructuring procedures was Pivovarna Laško, Slovenia's largest brewer. By the end of 2014, the company's total financial liabilities stood at 226.8 million euros (about \$268 million). It negotiated a restructuring plan with its creditors, which included a two-year debt rescheduling, the sale of shares in other companies and an intensive search for additional capital. Following the agreement, the company was bought by Heineken International BV, which committed to provide financial stability to the company. Following the sale of its assets in various corporations and entering into long-term loan agreements with Heineken, the company was able to repay its creditors in full in October 2015. Its value increased, the brewery was able to continue operating, saving hundreds of jobs.

Apart from increasing the likelihood of business survival—as shown by the rising number of successfully-terminated compulsory settlement and simplified settlement procedures—the insolvency reform may have contributed to broader positive economic effects. First, the level of entrepreneurship and company formation in Slovenia increased. One year after the reform was introduced, 6,243 new businesses were registered in Slovenia, the highest number in a decade (and similar to pre-crisis levels). Second, progress has been made in addressing Slovenia's high level of non-performing loans, which decreased from 15% of total loans in 2012 to 7.9% in 2016. While these results do not establish a causal relationship with the insolvency reform, they suggest that sound insolvency

FIGURE 7.2 Corporate reorganizations in Slovenia have become more successful over time



Source: Slovenia Ministry of Justice 2017.

regimes may encourage entrepreneurship and accelerate the speed of adjustment of non-performing loans.¹²

The case of Thailand

The 1997 Asian financial crisis prompted a major insolvency reform in Thailand. Non-performing loans had been increasing before the crisis, reaching a peak of 42.9% of total loans in 1998. Thailand's antiquated insolvency law needed to be revised and given the features necessary to perform. The 1940 Thai Bankruptcy Act established the procedure of judicial liquidation for debtors unable to meet their financial commitments. It relied on an agency within the Ministry of Justice—the Legal Execution Department—to direct the proceedings. The only aim of the law was to organize the repayment of creditors through liquidation procedures; it did not offer a channel for viable companies to survive.

Amendments brought by the Bankruptcy Act of 1998 built on the existing legal and institutional framework. They introduced a reorganization procedure for corporate entities, giving insolvent debtors the chance to negotiate a reorganization

plan with creditors. A specialized bankruptcy court was established in 1999 to adjudicate cases. Also, the Business Reorganization Office (within the Legal Execution Department) was set up to administer new reorganization cases.

Considerable time was needed in Thailand for stakeholders to become accustomed to reorganization procedures. Finding expertise within Thailand to prepare reorganization plans proved challenging; it required the capacity to negotiate a plan with multiple creditors in a short period of time to return the company to profitability. Managers of companies in financial difficulties found it challenging to formulate a reorganization plan effectively. Debtors turned to large companies with foreign human capital that had expertise in drafting such plans. However, this approach was expensive, making reorganization procedures accessible to only a small number of large debtors.

As a result, in the years following the reform, the number of annual applications for reorganization was modest, averaging 30 to 70 (compared to approximately 700 annual applications for

liquidation).¹³ Realizing that the benefits of the procedure had to be explained to stakeholders, the government undertook outreach efforts. As local firms gained the necessary expertise to advise debtors during the reorganization process, reorganization practices progressively became more widespread in Bangkok. Consequently, all parties were able to experience the advantages of the new mechanism, enabling them to make use of it to save viable businesses. Together with a greater understanding of the law, reorganization filings rose to 3.5% of total insolvency cases in 2014 (from 1.1% in 2011).¹⁴ The share almost doubled in 2015 and continued to rise in 2016, when 8.5% of insolvency petitions received by the judiciary were reorganization cases (figure 7.3).

The rising use of reorganization proceedings in Thailand has driven an increase in the rate of successful reorganizations (that is, cases that end up with the approval of the reorganization plan, regardless of whether they continue operating in the longer term). The Central Bankruptcy Court's reorganization plan approval rate reached 25% in 2016, up from 20% in 2015.

The connection between the insolvency reform and the likelihood of business survival is reflected in *Doing Business* data. Resolving simple reorganization cases in Bangkok has become easier over time. Companies are now more likely to continue operating at the end of reorganization procedures. Also, today it takes 18 months on average, half the time it took in 2010, for a small company to go through reorganization, counted up to the moment the reorganization plan is approved by creditors.

Studies on the effect of insolvency reforms that accelerate the procedures find that they increase the aggregate level of credit. Other studies suggest that where insolvency regimes are most effective, creditors are more willing to lend because they are more likely to recoup a larger share of a troubled loan.¹⁵ Following the reform in Thailand, domestic credit to the private sector rose from 93% of GDP in 2001 to 147% of GDP in 2016.¹⁶ Banks are more willing to lend in Thailand than in other parts of East Asia and the Pacific. Data from the World Bank Enterprise Surveys show that only 2.4% of firms in Thailand identify access to finance as a major constraint to doing

business, compared to 12.2% of firms in the region and 26.5% in all economies. While no causal relationship can be established between these results and the bankruptcy reform in Thailand, they do show that access to credit improved in the years following the reform.

CONCLUSION

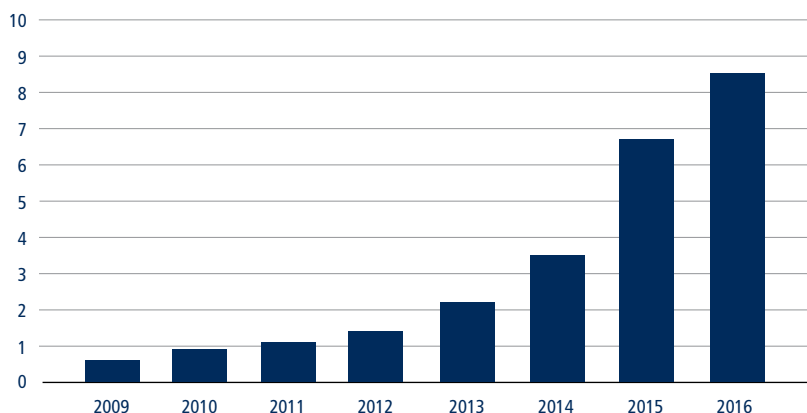
The successful implementation of insolvency reforms is not easy. Many factors must come into play for an insolvency reform to yield positive effects in both insolvency practice and the economy. Even in economies with strong legal frameworks and institutions, insolvency reforms take time. It is a complex area of law, which is why different agencies—including the judiciary as well as insolvency administrators—need to be trained and given the means to carry out the tasks envisioned in the law.

Lessons can be drawn from reforms implemented worldwide. The French and Slovenian examples show the importance of constantly assessing the insolvency system. Insolvency law is not a static field. Rather, it serves the economic system and needs to adapt as the structure of the economy evolves. Implementing and refining insolvency reform takes time; a quick fix will not bring positive long-term results. The example of Thailand illustrates the importance of utilizing the existing infrastructure to drive change—the focus should be on building on existing laws and institutions and creating new ones only when the existing system cannot be adapted. A new framework requires training along with patience. Amending the law should not be seen as a goal in itself, but rather as a first step to be followed by the thorough implementation of the amended law.

All in all, the three examples suggest that sound insolvency reforms can have a positive impact on an economy. Providing corporate debtors with the option to

FIGURE 7.3 Distressed businesses in Bangkok are more likely to pursue reorganization today than seven years ago

New reorganization cases as a share of total insolvency cases (%)



Source: Thailand Office of the Judiciary 2016.

reorganize increases the chances of debt recovery by creditors, positively influencing their willingness to lend. The availability of reorganization procedures also increases the likelihood that viable firms will continue operating despite financial difficulties, thus decreasing the failure rate of firms, preserving jobs and encouraging entrepreneurship.

NOTES

This case study was written by Faiza El Fezzazi El Maziani, Raman Maroz and María A. Quesada.

1. La Porta and others 1997; La Porta and others 1998; Klapper 2011.
2. Visaria 2009; Funchal 2008; Rodano, Serrano-Velarde and Tarantino 2011.
3. Araujo, Ferreira and Funchal 2012.
4. Ponticelli and Alencar 2016.
5. Neira 2017.
6. Foley 1999; Dewaelheyns and Van Hulle 2006. For Colombia, Giné and Love 2008.
7. The 19 economies that have introduced reorganization procedures are Brunei Darussalam, Cabo Verde, Cyprus, the Dominican Republic, Grenada, India, Jamaica, Kenya, Kosovo, Liberia, Malawi, Mozambique, Panama, St. Kitts and Nevis, St. Vincent and the Grenadines, the Seychelles, Trinidad and Tobago, Uganda, and the United Arab Emirates. The nine economies that improved their existing reorganization procedures are Chile, Georgia, Kazakhstan, Kenya, Mexico, Romania, Slovenia, Thailand, and Switzerland.
8. Deloitte and Altares 2016.
9. Lee and others 2011; Peng, Yamakawa and Lee 2010.
10. IMF 2015.
11. Slovenia, Ministry of Justice 2017.
12. Carpus-Carcea and others 2015.
13. Wisitsora-at 2015.
14. Thailand, Office of the Judiciary 2016.
15. Visaria 2009; Funchal 2008.
16. These data are from the World Development Indicators database (<http://data.worldbank.org/indicator>), World Bank.



References

- Agell, Jonas. 1999. "On the Benefits from Rigid Labour Markets: Norms, Market Failures, and Social Insurance." *The Economic Journal* 109 (453): 143–64.
- Amin, Mohammad. 2007. "Are Labor Regulations Driving Computer Usage in India's Retail Stores?" Policy Research Working Paper 4274, World Bank, Washington, DC.
- Amin, Mohammad, and Hulya Ulku. 2017. "Corruption, Regulatory Burden and Firm Productivity." World Bank, Washington, DC.
- Amiti, Mary, and Amit K. Khandelwal. 2011. "Import Competition and Quality Upgrading." *Review of Statistics and Economics* 95 (2): 476–90.
- Araujo, Aloisio P., Rafael V. X. Ferreira, and Bruno Funchal. 2012. "The Brazilian Bankruptcy Law Experience." *Journal of Corporate Finance* 18 (4): 994–1004.
- Arlet, Jean. 2017. "Electricity Sector Constraints for Firms Across Economies: A Comparative Analysis." Doing Business Research Notes No.1, World Bank Group, Washington, DC.
- Arvis, Jean-François, Daniel Saslavsky, Lauri Ojala, Ben Shepherd, Christina Busch, Anasuya Raj, and Tapio Naula. 2016. *Connecting to Compete 2016: Trade Logistics in the Global Economy—The Logistics Performance Index and Its Indicators*. World Bank, Washington, DC.
- ASORLAC (Association of Registers of Latin America and the Caribbean), CRF (Corporate Registers Forum), ECRF (European Commerce Registers' Forum) and IACA (International Association of Commercial Administrators). 2016. *The International Business Registers Report*. Available from http://www.corporateregistersforum.org/wp-content/uploads/IBRR_2016_webb.pdf.
- Banerjee, Abhijit V., and Esther Duflo. 2011. *Poor Economics: A Radical Rethinking of the Way to Fight Global Poverty*. New York, NY: Public Affairs.
- Beck, Thorsten, Chen Lin, and Yue Ma. 2014. "Why Do Firms Evade Taxes? The Role of Information Sharing and Financial Sector Outreach." *Journal of Finance* 69: 763–817.
- Botero, Juan Carlos, Simeon Djankov, Rafael La Porta, Florencio López-de-Silanes, and Andrei Shleifer. 2004. "The Regulation of Labor." *Quarterly Journal of Economics* 119 (4): 1339–82.
- Bradley, Nick. 2003. "Corporate Governance: A Risk Worth Measuring?" In *Selected Issues in Corporate Governance: Regional and Country Experiences*. New York and Geneva: UNCTAD (United Nations Conference on Trade and Development).
- Branstetter, Lee G., Francisco Lima, Lowell J. Taylor, and Ana Venâncio. 2014. "Do Entry Regulations Deter Entrepreneurship and Job Creation? Evidence from Recent Reforms in Portugal." *Economic Journal* 124 (577): 805–32. doi:10.1111/eoj.12044.
- Bruhn, Miriam. 2011. "License to Sell: The Effect of Business Registration Reform on Entrepreneurial Activity in Mexico." *Review of Economics and Statistics* 93 (1): 382–86.
- _____. 2013. "A Tale of Two Species: Revisiting the Effect of Registration Reform on Informal Business Owners in Mexico." *Journal of Development Economics* 103: 275–83.

- Burt, Alison, Barry Hughes, and Gary Milante. 2014. "Eradicating Poverty in Fragile States: Prospects of Reaching the 'High-Hanging' Fruit by 2030." Policy Research Working Paper 7002, World Bank, Washington, DC.
- Buvinic, M., and G. R. Gupta. 1997. "Female-Headed Households and Female-Maintained Families: Are They Worth Targeting to Reduce Poverty in Developing Countries?" *Economic Development and Cultural Change* 45 (2): 259–80.
- Carpus-Carcea, Mihaela, Daria Ciriaci, Carlos Cuerpo, Dimitri Lorenzani, and Peter Pontuch. 2015. "The Economic Impact of Rescue and Recovery Frameworks in the EU." EU Discussion Paper 004, European Union, Luxembourg.
- CEPEJ (European Commission for the Efficiency of Justice). 2016. *European Judicial Systems. Efficiency and Quality of Justice*. Strasbourg: European Commission for the Efficiency of Justice.
- Chávez, Édgar. 2017. "Credit Information and Firms' Access to Finance: Evidence from an Alternative Measure of Credit Constraints." Doing Business Research Notes No. 2, World Bank Group, Washington, DC.
- Cirera, Xavier, Roberto N. Fattal Jaef, and Hibret B. Maemir. 2017. "Taxing the Good? Distortions, Misallocation, and Productivity in Sub-Saharan Africa." Policy Research Working Paper 7949, World Bank, Washington, DC.
- Cirmizi, Elena, Leora Klapper, and Mahesh Uttamchandani. 2010. "The Challenges of Bankruptcy Reform." Policy Research Working Paper 5448, World Bank, Washington, DC.
- Claessens, Stijn, Kenichi Ueda, and Yishay Yafeh. 2014. "Institutions and Financial Frictions: Estimating with Structural Restrictions on Firm Value and Investment." *Journal of Development Economics* 110: 107–22.
- Clark, Ximena, David Dollar, and Alejandro Micco. 2004. "Port Efficiency, Maritime Transport Costs and Bilateral Trade." *Journal of Development Economics* 75 (2): 417–50.
- Collier, Paul, and Anke Hoeffler. 2004. "Greed and Grievance in Civil War." *Oxford Economic Papers* 56 (2004): 563–95.
- Corcoran, Adrian, and Robert Gillanders. 2015. "Foreign Direct Investment and the Ease of Doing Business." *Review of World Economics* 151 (1): 103–26.
- Dabla-Norris, Era, Mark Gradstein, and Gabriela Inchauste. 2008. "What Causes Firms to Hide Output? The Determinants of Informality." *Journal of Development Economics* 85 (1–2): 1–27.
- Dabla-Norris, Era, Giang Ho, Kalpana Kochhar, Annette Kyobe, and Robert Tchaidze. 2013. "Anchoring Growth: The Importance of Productivity-Enhancing Reforms in Emerging Market and Developing Economies." IMF Staff Discussion Notes 13/08, International Monetary Fund, Washington, DC.
- Deloitte and Altares. 2016. *L'entreprise en difficulté en France. Gagner plus de lisibilité pour aller de l'avant*. 11th edition, March.
- De Simone, Matteo, and Craig Fagan. 2014. "Ending Secrecy to End Impunity: Tracing the Beneficial Owner." Transparency International Policy Brief 02/2014, Berlin: Transparency International.
- De Soto, H. 1989. *The Other Path: The Invisible Revolution in the Third World*. New York: Harper and Row.
- Dewaelheyns, Nico, and Cynthia Van Hulle. 2006. "Legal Reform and Aggregate Small and Micro Business Bankruptcy Rates: Evidence from the 1997 Belgian Bankruptcy Code." *Small Business Economics* 31 (4): 409–24.
- Diamond, Douglas, and Robert E. Verrecchia. 1991. "Disclosure, Liquidity, and the Cost of Capital." *Journal of Finance* (46): 1325–59.
- Djankov, Simeon. 2009. "Bankruptcy Regimes during Financial Distress." Working Paper 50332, World Bank, Washington, DC.
- _____. 2016. "The Doing Business Project: How It Started: Correspondence." *Journal of Economic Perspectives* 30 (1): 247–48.
- Djankov, Simeon, Caroline Freund, and Cong S. Pham. 2010. "Trading on Time." *Review of Economics and Statistics* 92 (1): 166–73.
- Djankov, Simeon, Dorina Georgieva, and Rita Ramalho. 2017a. "Determinants of Regulatory Reform." LSE Discussion Paper 765, Financial Management Group, London School of Economics, London. Available from <http://www.lse.ac.uk/fmg/news/newsPDFs/DjankovDeterminantsOfRegulatoryReform.pdf>.
- _____. 2017b. "Business Regulation and Poverty." LSE Discussion Paper 766, London School of Economics, London. Available from <http://www.lse.ac.uk/fmg/dp/discussionPapers/fmgdps/DP766.pdf>.
- Djankov, Simeon, Oliver Hart, Caralee McLiesh, and Andrei Shleifer. 2008. "Debt Enforcement around the World." *Journal of Political Economy* 116 (6): 1105–49.
- Djankov, Simeon, Rafael La Porta, Florencio López-de-Silanes, and Andrei Shleifer. 2002. "The Regulation of Entry." *Quarterly Journal of Economics* 117 (1): 1–37.
- Djankov, Simeon, Darshini Manraj, Caralee McLiesh, and Rita Ramalho. 2005. "Doing Business Indicators: Why Aggregate, and How to Do It." World Bank, Washington, DC.
- Djankov, Simeon, Caralee McLiesh, and Andrei Shleifer. 2003. "Courts." *Quarterly Journal of Economics* 118 (2): 453–517.
- _____. 2007. "Private Credit in 129 Countries." *Journal of Financial Economics* 84 (2): 299–329.
- Doblas-Madrid, Antonio, and Raoul Minetti. 2013. "Sharing Information in the Credit Market: Contract-Level Evidence from US firms." *Journal of Financial Economics* 109 (1): 198–223.
- Drazen, Allan, and Vittorio Grilli. 1993. "The Benefit of Crises for Economic Reforms." *American Economic Review* 83 (3): 598–607.
- Enikolopov, Ruben, Maria Petrova, and Sergey Stepanov. 2014. "Firm Value in Crisis: Effects of Firm-Level Transparency and Country-Level Institutions." *Journal of Banking and Finance* 46 (C): 72–84.
- Fajnzylber, P., W. Maloney, and G. Montes-Rojas. 2011. "Does Formality Improve Micro-Firm Performance? Evidence from the Brazilian SIMPLES Program."

- Journal of Development Economics* 94 (2): 262-76.
- Foley, C. Fritz. 1999. "Going Bust in Bangkok: Lessons from Bankruptcy Law Reform in Thailand." Harvard Business School, Cambridge, MA. Available from <http://www.people.hbs.edu/ffoley/ThaiBankruptcy.pdf>.
- Franks, Julian, and Gyongyi Loranth. 2014. "A Study of Bankruptcy Costs and the Allocation of Control." *The Review of Finance* 18 (3): 961-97.
- Freund, Caroline, and Bineswaree Bolaky. 2008. "Trade, Regulations, and Income." *Journal of Development Economics* 87: 309-21.
- Freund, Caroline, and Nadia Rocha. 2011. "What Constrains Africa's Exports?" *The World Bank Economic Review* 25 (3): 361-86.
- Funchal, Bruno. 2008. "The Effects of the 2005 Bankruptcy Reform in Brazil." *Economics Letters* 101 (2008): 84-86.
- Geginat, Carolin, and Rita Ramalho. 2015. "Electricity Connections and Firm Performance in 183 Countries." Global Indicators Group, World Bank Group, Washington, DC. Available from <http://www.doingbusiness.org/-/media/GIAWB/Doing%20Business/Documents/Special-Reports/DB15-Electricity-Connections-and-Firm-Performance.pdf>.
- Giné, Xavier, and Inessa Love. 2006. "Do Reorganization Costs Matter for Efficiency? Evidence from a Bankruptcy Reform in Colombia." Policy Research Working Paper 3970, World Bank, Washington, DC.
- Global Construction Perspectives and Oxford Economics. 2013. *Global Construction 2025*. London: Global Construction Perspectives.
- Gramckow, Heike, Omniah Ebeid, Erica Bosio, and Jorge Luis Silva Mendez. 2016. "Good Practices for Courts Report: Helpful Elements for Good Court Performance and the World Bank's Quality of Judicial Process Indicators—Key Elements, Lessons Learned, and Good Practice Examples." Working Paper 108234, World Bank, Washington, DC.
- Grimm, Michael, Renate Hartwig, and Jann Lay. 2012. "How Much Does Utility Access Matter for the Performance of Micro and Small Enterprises?" Policy Research Working Paper 77935, World Bank, Washington, DC.
- Guner, Nezih, Gustavo Ventura, and Yi Xu. 2008. "Macroeconomic Implications of Size-Dependent Policies." *Review of Economic Dynamics* 11: 721-44.
- Haggard, Stephan, and John Williamson. 1994. "The Political Conditions for Economic Reform." In *The Political Economy of Policy Reform*, edited by J. Williamson, 525-96. Washington, DC: Institute for International Economics.
- Hallward-Driemeier, Mary, and Lant Pritchett. 2015. "How Business Is Done in the Developing World: Deals versus Rules." *Journal of Economic Perspectives* 29 (3): 121-40.
- Hoekman, Bernard, and Alessandro Nicita. 2011. "Trade Policy, Trade Costs, and Developing Country Trade." *World Development* 39 (12): 2069-79.
- Hsieh, Chang-Tai, and Peter J. Klenow. 2009. "Misallocation and Manufacturing TFP in China and India." *Quarterly Journal of Economics* 124 (4): 1403-48.
- Hsueh, Natalie. 2010. "Philadelphia's Development Permit Review Process: Recommendations for Reform." Presented to the City of Philadelphia, Pennsylvania, January 2010.
- IMF (International Monetary Fund). 2015. *Country Report No. 15/42, Republic of Slovenia*. Washington, DC: International Monetary Fund.
- _____. 2017. *Fiscal Monitor: Achieving More with Less*. Washington, DC, April.
- Kakai, Sèdagban Hygin F. 2012. "Government and Land Corruption in Benin." Land Deal Politics Initiative Working Paper 12, The Land Deal Politics Initiative, International Institute of Social Studies, The Hague.
- Kawaguchi, Daiji, and Tetsushi Murao. 2014. "Labor-Market Institutions and Long-Term Effects of Youth Unemployment." *Journal of Money Credit and Banking* 46 (S2): 95-116.
- Kaplan, David, Eduardo Piedra, and Enrique Seira. 2011. "Entry Regulation and Business Start-ups: Evidence from Mexico." *Journal of Public Economics* 95 (11-12): 1501-15.
- Klapper, Leora. 2011. "Saving Viable Businesses." Public Policy Journal Note 328, World Bank Group, Washington DC.
- Klapper, Leora, Luc Laeven, and Raghuram Rajan. 2006. "Entry Regulation as a Barrier to Entrepreneurship." *Journal of Financial Economics* (82): 591-629.
- Klapper, Leora, and Inessa Love. 2011. "The Impact of Business Environment Reforms on New Firm Registration." Policy Research Working Paper 5493, World Bank, Washington, DC.
- Kraay, Aart, and David McKenzie. 2014. "Do Poverty Traps Exist? Assessing the Evidence." *Journal of Economic Perspectives* 28 (3): 127-48.
- Kuddo, Arvo, D. Robalino, and Michael Weber. 2015. "Balancing Regulations to Promote Jobs: from Employment Contracts to Unemployment Benefits." Working Paper 101596, World Bank, Washington, DC.
- Lanz, Rainer, Michael Roberts, and Sainabou Taal. 2016. "Reducing Trade Costs in LDCs: The Role of Aid for Trade." WTO Working Paper, World Trade Organization, Geneva.
- La Porta, Rafael, Florencio Lopez-de-Silanes, Andrei Shleifer, and Robert W. Vishny. 1997. "Legal Determinants of External Finance." *The Journal of Finance* (52): 1131-50.
- _____. 1998. "Law and Finance." *Journal of Political Economy* (106): 1113-55.
- La Porta, Rafael, and Andrei Shleifer. 2008. "The Unofficial Economy and Economic Development." Tuck School of Business Working Paper 2009-57, Dartmouth College, Hanover, NH. Available from Social Science Research Network (SSRN). <http://ssrn.com/abstract=1304760>.
- Lawless, Martina. 2013. "Do Complicated Tax Systems Prevent Foreign Direct Investment?" *Economica* 80 (317): 1-22.
- Lee, Seung-Hyun, Yasuhiro Yamakawa, Mike W. Peng, and Jay B. Barney. 2011. "How do Bankruptcy Laws Affect Entrepreneurship Development Around the World?" *Journal of Business Venturing* 26 (5): 505-20.

- Loayza, Norman, and Luis Servén. 2010. *Business Regulation and Economic Performance*. Washington, DC: World Bank.
- Love, Inessa, María Soledad Martínez Pería, and Sandeep Singh. 2013. "Collateral Registries for Movable Assets: Does Their Introduction Spur Firms' Access to Bank Finance?" Policy Research Working Paper 6477, World Bank, Washington, DC.
- Lovegrove, Kim. 2016. "Australasian Building Control: A Journey from Monopoly to Free Market to Benefits of Hindsight." Background paper, World Bank, Washington, DC.
- Malesky, Edmund, Neil McCulloch, and Nguyen Duc Nhat. 2015. "The Impact of Governance and Transparency on Firm Investment in Vietnam." *Economics of Transition* (23): 677-715.
- Martin, John P. P., and Stefano Scarpetta. 2012. "Setting It Right: Employment Protection, Labour Reallocation and Productivity." *De Economist* 160 (2): 89-116.
- Martincus, Christian Volpe, Jeronimo Carballo, and Alejandro Graziano. 2015. "Customs." *Journal of International Economics* 96 (2015): 119-37.
- Meijer, Frits, and Henk Visscher. 2005. "Building Control: Private Versus Public Responsibilities." Delft University, Delft.
- Monteiro, Joana, and Juliano J. Assunção. 2012. "Coming Out of the Shadows? Estimating the Impact of Bureaucracy Simplification and Tax Cut on Formality in Brazilian Microenterprises." *Journal of Development Economics* 99: 105-15.
- Montenegro, Claudio, and Carmen Pagés. 2003. "Who Benefits from Labor Market Regulations?" Policy Research Working Paper 3143, World Bank, Washington DC.
- Moscato Boedo, Hernan J., and Toshihiko Mukoyama. 2012. "Evaluating the Effects of Entry Regulations and Firing Costs on International Income Differences." *Journal of Economic Growth* 17 (2): 143-70.
- Moullier, Thomas. 2013. "Good Practices for Construction Regulation and Enforcement Reform: Guidelines for Reformers." World Bank Working Paper 77100, World Bank, Washington, DC.
- _____. 2017. "Building Regulatory Capacity Assessment: Level 1 – Initial Screening." Global Facility for Disaster Reduction and Recovery (GFDRR) Working Paper, World Bank, Washington, DC.
- Munemo, Jonathan. 2014. "Business Start-Up Regulations and the Complementarity Between Foreign and Domestic Investment." *Review of World Economics* 150 (4): 745-61.
- Neira, Julian. 2017. "Bankruptcy and Cross-Country Differences in Productivity." *Journal of Economic Behavior and Organization* (2017). Available from <http://dx.doi.org/10.1016/j.jebo.2017.07.011>.
- Norbäck, Pehr-Johan, Lars Persson, and Robin Douhan. 2014. "Entrepreneurship Policy and Globalization." *Journal of Development Economics* 110: 22-38.
- Obala, Luke, and Michael Mattingly. 2014. "Ethnicity, Corruption and Violence in Urban Land Conflict in Kenya." *Urban Studies* 51: 2735-51.
- Palstra, Nienke. 2014. "Fighting Money Laundering in the EU: From Secret Ownership to Public Registries." EU Policy Paper 01/2014, Brussels: Transparency International.
- Peisakhin, Leonid. 2012. "Transparency and Corruption: Evidence from India." *The Journal of Law and Economics* 55 (1): 129-49.
- Peng, Mike W., Yasuhiro Yamakawa, and Seung-Hyun Lee. 2010. "Bankruptcy Laws and Entrepreneur-Friendliness." *Entrepreneurship Theory and Practice* (34): 517-30.
- Ponticelli, Jacopo, and Leonardo S. Alencar. 2016. "Court Enforcement, Bank Loans and Firm Investment: Evidence from a Bankruptcy Reform in Brazil." Working Paper 425, Research Department, Central Bank of Brazil.
- Portugal-Perez, Alberto, and John S. Wilson. 2011. "Export Performance and Trade Facilitation Reform: Hard and Soft Infrastructure." *World Development* 40 (7): 1295-1307.
- PricewaterhouseCoopers. 2005. "Economic Impact of Accelerating Permit Processes on Local Development and Government Revenues." Report prepared for the American Institute of Architects, Washington, DC.
- Quintanilla, Pamela Bartlett and Helen Darbishire. 2016. "It's None of Your Business! 10 Obstacles to Accessing Company Register Data Using the Right to Information." Access Info Europe and Organized Crime and Corruption Reporting Project. Available from <http://slidefix.net/doc/4075921/%E2%80%9999s-none-of-your-business-%E2%80%9D-10-obstacles-to-accessing-c>.
- Ramello, Giovanni, and Stephen Voigt. 2012. "The Economics of Efficiency and the Judicial System." *International Review of Law and Economics* 32: 1-2.
- Ranciere, Romain, and Aaron Tornell. 2015. "Why Do Reforms Occur in Crises Times?" Economics Department Working Paper, University of California at Los Angeles (UCLA), Los Angeles.
- Rodano, Giacomo, Nicolas Andre Benigno Serrano-Velarde, and Emanuele Tarantino. 2011. "The Causal Effect of Bankruptcy Law on the Cost of Finance." Available from Social Science Research Network (SSRN): <http://dx.doi.org/10.2139/ssrn.1967485>.
- Rodrick, D., A. Subramanian, and F. Trebbi. 2004. "Institutions Rule: The Primacy of Institutions over Geography and Integration in Economic Development." *Journal of Economic Growth* 9 (2): 131-65.
- Rose-Ackerman, Susan. 2004. "Governance and Corruption." In *Global Crises, Global Solutions*, edited by Bjorn Lomborg, 301-38. Cambridge: Cambridge University Press.
- Schneider, Friedrich. 2005. "The Informal Sector in 145 Countries." Department of Economics, University Linz, Austria.
- Slovenia, Ministry of Justice. 2017. "Evaluation of the Implementation of ZFPPIPP after the enforcement of ZFPPIPP-E and ZFPPIPP-F Amending Acts, Including ZFPPIPP-G Amending act (January 2017) Preliminary Report." Ministry of Justice, Slovenia.
- Søreide, Tina, and Aled Williams, ed. 2014. *Corruption, Grabbing and Development: Real World Problems*. Edward Elgar: Cheltenham.

- Thailand, Office of the Judiciary. 2016. *Annual Judicial Statistics (2008–2016)*. Statistics Division, Planning and Budget Department, Bangkok.
- Transparency International. 2013. *Global Corruption Barometer 2013*. Berlin: Transparency International. Available from <http://www.wingia.com/web/files/news/61/file/61.pdf>.
- _____. 2014. *East African Bribery Index 2014*. Nairobi: Transparency International Kenya.
- UNCITRAL (United Nations Commission on International Trade Law). 2004. *Legislative Guide on Insolvency Law*. New York: United Nations.
- UNECE (United Nations Economic Commission for Europe). 1996. *Land Administration Guidelines with Special Reference to Countries in Transition*. New York and Geneva: UNECE.
- UN-Habitat (United Nations Human Settlements Programme). 2016. *World Cities Report 2016. Urbanization and Development: Emerging Futures*. Nairobi: UN-Habitat.
- Van der Heijden, Jeroen. 2009. "Building Regulatory Enforcement Regimes: Comparative Analysis of Private Sector Involvement in the Enforcement of Public Building Regulations." PhD thesis, Delft University of Technology.
- Visaria, Sujata. 2009. "Legal Reform and Loan Repayment: The Microeconomic Impact of Debt Recovery Tribunals in India." *American Economic Journal: Applied Economics* 1(3): 59–81.
- Wisitsora-at, Wisit. 2015. "Bankruptcy Reform in Thailand and the Lessons to be Learned from this." *Assumption University* 50 (2550): 129–135.
- World Bank. 2011a. *World Development Report 2011*. Washington DC: World Bank.
- _____. 2011b. *Principles for Effective Insolvency and Creditor/Debtor Regimes*. Revised. Washington, DC: World Bank. Available from [http://siteresources.worldbank.org/EXTGILD/Resources/5807554-1357753926066/ICRPrinciples-Jan2011\[FINAL\].pdf](http://siteresources.worldbank.org/EXTGILD/Resources/5807554-1357753926066/ICRPrinciples-Jan2011[FINAL].pdf).
- _____. 2012. *World Development Report 2013: Jobs*. Washington, DC: World Bank.
- World Bank Group and World Trade Organization (WTO). 2015. *The Role of Trade in Ending Poverty*. Geneva: WTO.
- World Economic Forum. 2017. *Shaping the Future of Construction: Inspiring Innovators Redefine the Industry*. Geneva: World Economic Forum.
- WTO (World Trade Organization). 2015. *World Trade Report 2015*. Geneva: WTO.
- _____. 2016. *World Trade Report 2016*. Geneva: WTO.
- Wrenn, Douglas H., and Elena G. Irwin. 2015. "Time is Money: An Empirical Examination of the Effects of Regulatory Delay on Residential Subdivision Development." *Regional Science and Urban Economics* (51): 25–36.
- Zakout, Wael, Babette Wehrmann, and Mika-Petteri Töhrönen. 2006. "Good Governance in Land Administration Principles and Good Practices." Food and Agriculture Organization of the United Nations (FAO), Rome, Italy.

Data

Notes

The indicators presented and analyzed in *Doing Business* measure business regulation and the protection of property rights—and their effect on businesses, especially small and medium-size domestic firms. First, the indicators document the complexity of regulation, such as the number of procedures to start a business or to register a transfer of commercial property. Second, they gauge the time and cost to achieve a regulatory goal or comply with regulation, such as the time and cost to enforce a contract, go through bankruptcy or trade across borders. Third, they measure the extent of legal protections of property, for example, the protections of minority investors against looting by company directors or the range of assets that can be used as collateral according to secured transactions laws. Fourth, a set of indicators documents the tax burden on businesses. Finally, a set of data covers different aspects of employment regulation. The 11 sets of indicators measured in *Doing Business* were added over time, and the sample of economies and cities expanded (table 8.1).

METHODOLOGY

The *Doing Business* data are collected in a standardized way. To start, the *Doing Business* team, with expert advisers, designs a questionnaire. The questionnaire uses a simple business case to ensure comparability across economies and over time—with assumptions about the legal form of the business, its size, its location and the nature of its operations.

Questionnaires are administered to more than 13,000 local experts, including lawyers, business consultants, accountants, freight forwarders, government officials and other professionals routinely administering or advising on legal and regulatory requirements (table 8.2). These experts have several rounds of interaction with the *Doing Business* team, involving conference calls, written correspondence and visits by the team. For *Doing Business 2018* team members visited 26 economies to verify data and recruit respondents. The data from questionnaires are subjected to

numerous rounds of verification, leading to revisions or expansions of the information collected.

The *Doing Business* methodology offers several advantages. It is transparent, using factual information about what laws and regulations say and allowing multiple interactions with local respondents to clarify potential misinterpretations of questions. Having representative samples of respondents is not an issue; *Doing Business* is not a statistical survey, and the texts of the relevant laws and regulations are collected and answers checked for accuracy. The methodology is easily replicable, so data can be collected in a large sample of economies. Because standard assumptions are used in the data collection, comparisons and benchmarks are valid across economies. Finally, the data not only highlight the extent of specific regulatory obstacles to business but also identify their source and point to what might be reformed. *Doing Business 2018* has no major methodological change at the indicators level.



TABLE 8.1 Topics and economies covered by each *Doing Business* report

Topic	DB 2004	DB 2005	DB 2006	DB 2007	DB 2008	DB 2009	DB 2010	DB 2011	DB 2012	DB 2013	DB 2014	DB 2015	DB 2016	DB 2017	DB 2018
Getting electricity															
Dealing with construction permits															
Trading across borders															
Paying taxes															
Protecting minority investors															
Registering property															
Getting credit															
Resolving insolvency															
Enforcing contracts															
Labor market regulation															
Starting a business															
Number of economies	133	145	155	175	178	181	183	183	183	185	189	189	189	190	190

Note: Data for the economies added to the sample each year are back-calculated to the previous year. The exceptions are Kosovo and Montenegro, which were added to the sample after they became members of the World Bank Group. Eleven cities (though no additional economies) were added to the sample starting in *Doing Business 2015*. The data for all sets of indicators in *Doing Business 2018* are for June 2017.¹

LIMITS TO WHAT IS MEASURED

The *Doing Business* methodology has five limitations that should be considered

when interpreting the data. First, for most economies the collected data refer to businesses in the largest business city (which in some economies differs from the capital) and may not be representative of regulation in other parts

of the economy. (The exceptions are 11 economies which had a population of more than 100 million in 2013, where *Doing Business* now also collects data for the second largest business city.)² To address this limitation, subnational *Doing Business* indicators were created (box 8.1). Second, the data often focus on a specific business form—generally a limited liability company (or its legal equivalent) of a specified size—and may not be representative of the regulation on other businesses (for example, sole proprietorships). Third, transactions described in a standardized case scenario refer to a specific set of issues and may not represent the full set of issues that a business encounters. Fourth, the measures of time involve an element of judgment by the expert respondents. When sources indicate different estimates, the time indicators reported in *Doing Business* represent the median values of several responses given under the assumptions of the standardized case.

TABLE 8.2 How many experts does *Doing Business* consult?

Indicator set	Respondents	Economies with given number of respondents (%)		
		1–2	3–5	6+
Starting a business	2,235	10	22	68
Dealing with construction permits	1,316	14	41	45
Getting electricity	1,121	17	42	41
Registering property	1,282	20	35	45
Getting credit	1,764	7	26	67
Protecting minority investors	1,450	16	36	48
Paying taxes	1,685	8	29	63
Enforcing contracts	1,412	14	41	45
Trading across borders	1,259	18	41	41
Resolving insolvency	1,325	19	35	46
Labor market regulation	1,230	17	37	46
Total	16,079	15	35	50

BOX 8.1 Benchmarking regulation and learning from good practices at the local level: the relevance of subnational *Doing Business* studies

Policy makers are increasingly interested in how the business environment differs between locations within the same economy. Substantial differences between locations that share the same legal and regulatory framework can be revealing: local officials find it hard to explain why doing business is more difficult in their jurisdiction than in a neighboring one. By expanding the *Doing Business* analysis beyond an economy's largest business city, subnational *Doing Business* studies (which are undertaken at the request of governments) capture these differences at the local level, allowing policy makers to effectively target bottlenecks and improve the business environment across their economy.

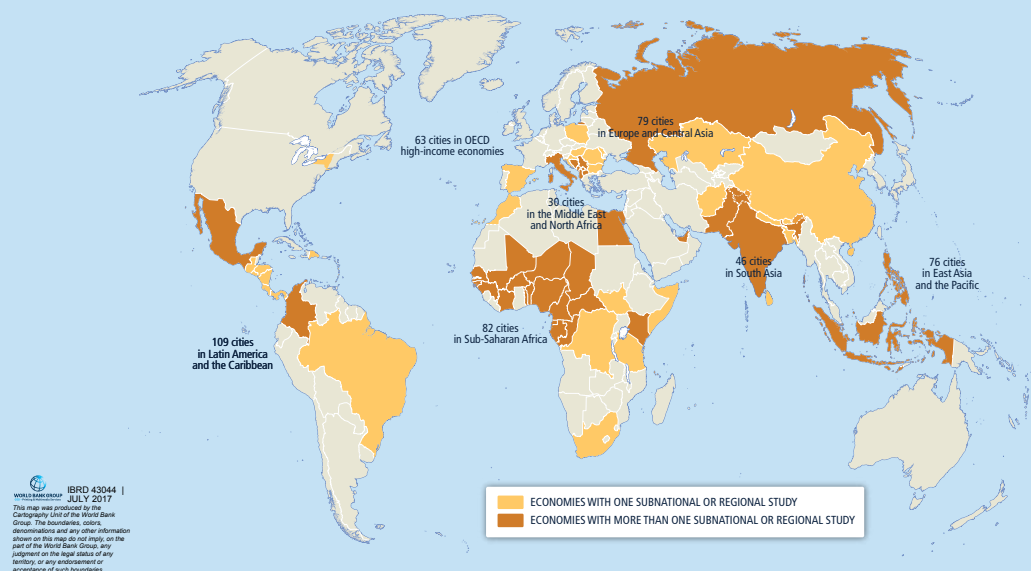
Subnational studies show that there can be substantial variation in regulations or in the implementation of national laws across locations within an economy (as in Kazakhstan, for example). Similarly, there can be variations within locations across economies (as in Bulgaria, Hungary and Romania). Some economies experience more variation than others. A study completed in 2017 benchmarking five different provinces in Afghanistan, for example, showed that dealing with construction permits takes as few as 96 days in Kandahar but almost four times as long in Kabul. Similarly, registering a property transfer takes 75 days in Kandahar, but more than three times as long in Kabul.

What is the main lesson? Afghan policy makers do not have to look very far to improve business processes in Kabul. Reforming legislation is not always necessary. In some cases, the answer may be a staffing increase or a reduction in the paperwork required. Looking at how processes work in other locations—in this case, Kandahar—can assist policy makers in replicating these good practices.

Furthermore, because the data produced by subnational *Doing Business* studies are comparable across locations within an economy and internationally, policy makers can benchmark their results both locally and globally. This allows them to see how their overall performance in *Doing Business* would improve if the largest business city were to adopt all of the good practices documented within their borders. Six economies completed subnational studies in 2017: Afghanistan (five locations), Colombia (32 locations), three EU member states (22 cities in Bulgaria, Hungary and Romania) and Kazakhstan (eight locations). These studies show that if the latter four economies were to adopt local good practices across the getting electricity indicators, for example, their overall performance on the indicators would improve.

Subnational studies cover all regions of the world and economies of varying income levels, including fragile and conflict-affected states such as Afghanistan, which completed a subnational *Doing Business* study in 2017 (see map). Ongoing studies include those in Nigeria (36 states and the Federal Capital Territory of Abuja) and four EU member states (Croatia, the Czech Republic, Portugal and the Slovak Republic). Since 2005 subnational reports have covered 485 locations in 71 economies. Seventeen economies—including the Arab Republic of Egypt, Mexico, Nigeria, the Philippines and the Russian Federation—have undertaken two or more rounds of subnational data collection to measure progress over time.

Subnational studies cover a large number of cities across all regions of the world



Source: Subnational *Doing Business* database.

Note: Subnational reports are available on the *Doing Business* website at <http://www.doingbusiness.org/subnational>.

Economy characteristics

Gross national income per capita

Doing Business 2018 reports 2016 income per capita as published in the World Bank's *World Development Indicators 2017*. Income is calculated using the Atlas method (in current U.S. dollars). For cost indicators expressed as a percentage of income per capita, 2016 gross national income (GNI) per capita in current U.S. dollars is used as the denominator. GNI data based on the Atlas method were not available for Bahrain; Brunei Darussalam; Djibouti; Eritrea; the Islamic Republic of Iran; Kuwait; Libya; Myanmar; Oman; Papua New Guinea; Puerto Rico (territory of the United States); Qatar; San Marino; Somalia; South Sudan; the Syrian Arab Republic; Taiwan, China; Timor-Leste; Vanuatu; and República Bolivariana de Venezuela. In these cases, GDP or GNP per capita data and growth rates from other sources, such as the International Monetary Fund's World Economic Outlook database and the Economist Intelligence Unit, were used.

Region and income group

Doing Business uses the World Bank regional and income group classifications, available at <https://datahelpdesk.worldbank.org/knowledgebase/articles/906519>. Regional averages presented in figures and tables in the *Doing Business* report include economies from all income groups (low, lower middle, upper middle and high income), though high-income OECD economies are assigned the "regional" classification *OECD high income*.

Population

Doing Business 2018 reports midyear 2016 population statistics as published in the World Bank's *World Development Indicators 2017*.

Finally, the methodology assumes that a business has full information on what is required and does not waste time when completing procedures. In practice, completing a procedure may take longer if the business lacks information or is unable to follow up promptly. Alternatively, the business may choose to disregard some burdensome procedures. For both reasons the time delays reported in *Doing Business 2018* would differ from the recollection of entrepreneurs reported in the World Bank Enterprise Surveys or other firm-level surveys.

DATA CHALLENGES AND REVISIONS

Most laws and regulations underlying the *Doing Business* data are available on the *Doing Business* website at <http://www.doingbusiness.org>. All the sample questionnaires and the details underlying the indicators are also published on the website. Questions on the methodology and challenges to data can be submitted through email at rru@worldbank.org.

Doing Business publishes 24,120 indicators (120 indicators per economy) each year. To create these indicators, the team measures

more than 118,000 data points, each of which is made available on the *Doing Business* website. Historical data for each indicator and economy are available on the website, beginning with the first year the indicator or economy was included in the report. To provide a comparable time series for research, the data set is back-calculated to adjust for changes in methodology and any revisions in data due to corrections. The website also makes available all original data sets used for background papers. The correction rate between *Doing Business 2017* and *Doing Business 2018* is 8.8%.³

Governments submit queries on the data and provide new information to *Doing Business*. During the *Doing Business 2018* production cycle the team received 181 such queries from governments. In addition, the team held multiple video conferences with government representatives in 65 economies and in-person meetings with government representatives from 44 economies.

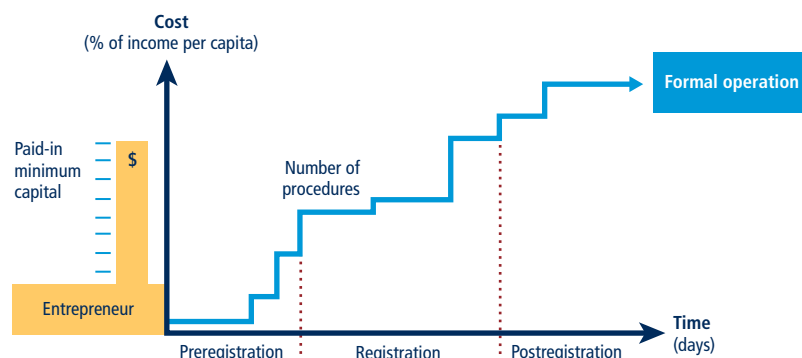
STARTING A BUSINESS

Doing Business records all procedures officially required, or commonly done in practice, for an entrepreneur to start up and

formally operate an industrial or commercial business, as well as the time and cost to complete these procedures and the paid-in minimum capital requirement (figure 8.1). These procedures include the processes entrepreneurs undergo when obtaining all necessary approvals, licenses, permits and completing any required notifications, verifications or inscriptions for the company and employees with relevant authorities. The ranking of economies on the ease of starting a business is determined by sorting their distance to frontier scores for starting a business. These scores are the simple average of the distance to frontier scores for each of the component indicators (figure 8.2). The distance to frontier score shows the distance of an economy to the "frontier," which is derived from the most efficient practice or highest score achieved on each indicator.

Two types of local limited liability companies are considered under the starting a business methodology. They are identical in all aspects, except that one company is owned by five married women and other by five married men. The distance to frontier score for each indicator is the average of the scores obtained for each of the component indicators for both of these standardized companies.

FIGURE 8.1 What are the time, cost, paid-in minimum capital and number of procedures to get a local limited liability company up and running?



After a study of laws, regulations and publicly available information on business entry, a detailed list of procedures is developed, along with the time and cost to comply with each procedure under normal circumstances and the paid-in minimum capital requirement. Subsequently, local incorporation lawyers, notaries and government officials review and verify the data.

Information is also collected on the sequence in which procedures are to

be completed and whether procedures may be carried out simultaneously. It is assumed that any required information is readily available and that the entrepreneur will pay no bribes. If answers by local experts differ, inquiries continue until the data are reconciled.

To make the data comparable across economies, several assumptions about the businesses and the procedures are used.

Assumptions about the business

The business:

- Is a limited liability company (or its legal equivalent). If there is more than one type of limited liability company in the economy, the limited liability form most common among domestic firms is chosen. Information on the most common form is obtained from incorporation lawyers or the statistical office.
- Operates in the economy's largest business city. For 11 economies the data are also collected for the second largest business city (table 8A.1 at the end of the data notes).
- Is 100% domestically owned and has five owners, none of whom is a legal entity.
- Has start-up capital of 10 times income per capita.
- Performs general industrial or commercial activities, such as the

production or sale to the public of goods or services. The business does not perform foreign trade activities and does not handle products subject to a special tax regime, for example, liquor or tobacco. It is not using heavily polluting production processes.

- Leases the commercial plant or offices and is not a proprietor of real estate.
- The amount of the annual lease for the office space is equivalent to one income per capita.
- The size of the entire office space is approximately 929 square meters (10,000 square feet).
- Does not qualify for investment incentives or any special benefits.
- Has at least 10 and up to 50 employees one month after the commencement of operations, all of them domestic nationals.
- Has a turnover of at least 100 times income per capita.
- Has a company deed that is 10 pages long.

The owners:

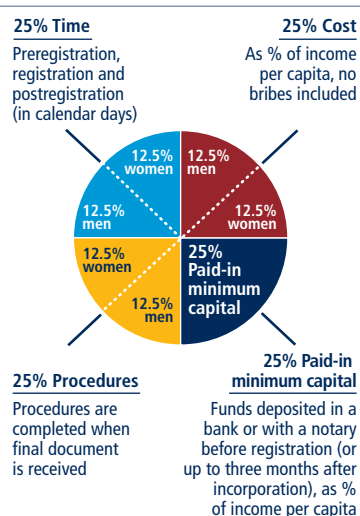
- Have reached the legal age of majority and are capable of making decisions as an adult. If there is no legal age of majority, they are assumed to be 30 years old.
- Are sane, competent, in good health and have no criminal record.
- Are married, the marriage is monogamous and registered with the authorities.
- Where the answer differs according to the legal system applicable to the woman or man in question (as may be the case in economies where there is legal plurality), the answer used will be the one that applies to the majority of the population.

Procedures

A procedure is defined as any interaction of the company founders with external parties (for example, government agencies, lawyers, auditors or notaries) or spouses (if legally required). Interactions between company founders or company officers and employees are not counted

FIGURE 8.2 Starting a business: getting a local limited liability company up and running

Rankings are based on distance to frontier scores for four indicators



as procedures. Procedures that must be completed in the same building but in different offices or at different counters are counted as separate procedures. If founders have to visit the same office several times for different sequential procedures, each is counted separately. The founders are assumed to complete all procedures themselves, without middlemen, facilitators, accountants or lawyers, unless the use of such a third party is mandated by law or solicited by the majority of entrepreneurs. If the services of professionals are required, procedures conducted by such professionals on behalf of the company are counted as separate procedures. Each electronic procedure is counted as a separate procedure. Approvals from spouses to own a business or leave the home are considered procedures if required by law or if by failing to obtain such approval the spouse will suffer consequences under the law, such as the loss of right to financial maintenance. Obtaining permissions only required by one gender for company registration and operation, or getting additional documents only required by one gender for a national identification card are considered additional procedures. In that case, only procedures required for one spouse but not the other are counted. Both pre- and postincorporation procedures that are officially required or commonly done in practice for an entrepreneur to formally operate a business are recorded (table 8.3).

Procedures required for official correspondence or transactions with public agencies are also included. For example, if a company seal or stamp is required on official documents, such as tax declarations, obtaining the seal or stamp is counted. Similarly, if a company must open a bank account in order to complete any subsequent procedure—such as registering for value added tax or showing proof of minimum capital deposit—this transaction is included as a procedure. Shortcuts are counted only if they fulfill four criteria: they are legal, they are available to the general public, they are used by the majority of companies, and avoiding them causes delays.

Only procedures required for all businesses are included. Industry-specific procedures are excluded. For example, procedures to comply with environmental regulations are included only when they apply to all businesses conducting general commercial or industrial activities. Procedures that the company undergoes to connect to electricity, water, gas and waste disposal services are not included in the starting a business indicators.

Time

Time is recorded in calendar days. The measure captures the median duration that incorporation lawyers or notaries indicate is necessary in practice to complete a procedure with minimum follow-up with government agencies and no unofficial payments. It is assumed that the minimum time required for each procedure is one day, except for procedures that can be fully completed online, for which the minimum time required is recorded as half a day. Although procedures may take place simultaneously, they cannot start on the same day (that is, simultaneous procedures start on consecutive days). A registration process is considered completed once the company has received the final incorporation document or can officially commence business operations. If a procedure can be accelerated legally for an additional cost, the fastest procedure is chosen if that option is more beneficial to the economy's distance to frontier score. When obtaining a spouse's approval, it is assumed that permission is granted at no additional cost unless the permission needs to be notarized. It is assumed that the entrepreneur does not waste time and commits to completing each remaining procedure without delay. The time that the entrepreneur spends on gathering information is not measured. It is assumed that the entrepreneur is aware of all entry requirements and their sequence from the beginning but has had no prior contact with any of the officials involved.

Cost

Cost is recorded as a percentage of the economy's income per capita. It includes

TABLE 8.3 What do the starting a business indicators measure?

Procedures to legally start and formally operate a company (number)

Preregistration (for example, name verification or reservation, notarization)

Registration in the economy's largest business city^a

Postregistration (for example, social security registration, company seal)

Obtaining approval from spouse to start a business or to leave the home to register the company

Obtaining any gender specific document for company registration and operation or national identification card

Time required to complete each procedure (calendar days)

Does not include time spent gathering information

Each procedure starts on a separate day (two procedures cannot start on the same day)—though procedures that can be fully completed online are an exception to this rule

Registration process considered completed once final incorporation document is received or company can officially start operating

No prior contact with officials takes place

Cost required to complete each procedure (% of income per capita)

Official costs only, no bribes

No professional fees unless services required by law or commonly used in practice

Paid-in minimum capital (% of income per capita)

Funds deposited in a bank or with a third party (for example a notary) before registration or up to three months after incorporation

a. For 11 economies the data are also collected for the second largest business city

all official fees and fees for legal or professional services if such services are required by law or commonly used in practice. Fees for purchasing and legalizing company books are included if these transactions are required by law. Although value added tax registration can be counted as a separate procedure, value added tax is not part of the incorporation cost. The company law, the commercial code and specific regulations and fee schedules are used as sources for calculating costs. In the absence of fee schedules, a government officer's estimate is taken as an official source. In the absence of a government officer's

estimate, estimates by incorporation experts are used. If several incorporation experts provide different estimates, the median reported value is applied. In all cases the cost excludes bribes.

Paid-in minimum capital

The paid-in minimum capital requirement reflects the amount that the entrepreneur needs to deposit in a bank or with a third-party (for example, a notary) before registration or up to three months after incorporation. It is recorded as a percentage of the economy's income per capita. The amount is typically specified in the commercial code or the company law. The legal provision needs to be adopted, enforced and fully implemented. Any legal limitation of the company's operations or decisions related to the payment of the minimum capital requirement is recorded. In case the legal minimum capital is provided per share, it is multiplied by the number of shareholders owning the company. Many economies require minimum capital but allow businesses to pay only a part of it before registration, with the rest to be paid after the first year of operation. In Turkey in June 2017, for example, the minimum capital requirement was 10,000 Turkish liras, of which one-fourth needed to be paid before registration. The paid-in minimum capital recorded for Turkey is therefore 2,500 Turkish liras, or 7.8% of income per capita.

REFORMS

The starting a business indicator set tracks changes related to the ease of incorporating and operating a limited liability company every year. Depending on the impact on the data, certain changes are classified as reforms and listed in the summaries of *Doing Business* reforms in 2016/2017 section of the report in order to acknowledge the implementation of significant changes. Reforms are divided into two types: those that make it easier to do business and those changes that make it more difficult to do business. The starting a business indicator set uses one criterion to recognize a reform.

The aggregate gap on the overall distance to frontier of the indicator set is used to assess the impact of data changes. Any data update that leads to a change of 2% or more on the distance to frontier gap is classified as a reform (for more details, see the chapter on the distance to frontier and ease of doing business ranking). For example, if the implementation of a new one-stop shop for company registration reduces time and procedures in a way that the overall gap decreases by 2% or more, the change is classified as a reform. On the contrary, minor fee updates or other small changes in the indicators that have an aggregate impact of less than 2% on the gap are not classified as a reform, but the data is updated accordingly.

The data details on starting a business can be found for each economy at <http://www.doingbusiness.org>. This methodology was developed by Djankov and others (2002) and is adopted here with minor changes.

DEALING WITH CONSTRUCTION PERMITS

Doing Business records all procedures required for a business in the construction industry to build a warehouse, along with the time and cost to complete each procedure. In addition, *Doing Business* measures the building quality control index, evaluating the quality of building regulations, the strength of quality control and safety mechanisms, liability and insurance regimes, and professional certification requirements. Information is collected through a questionnaire administered to experts in construction licensing, including architects, civil engineers, construction lawyers, construction firms, utility service providers, and public officials who deal with building regulations, including approvals, permit issuance, and inspections.

The ranking of economies on the ease of dealing with construction permits is determined by sorting their distance to frontier scores for dealing with

construction permits. These scores are the simple average of the distance to frontier scores for each of the component indicators (figure 8.3).

EFFICIENCY OF CONSTRUCTION PERMITTING

Doing Business divides the process of building a warehouse into distinct procedures in the questionnaire and solicits data for calculating the time and cost to complete each procedure (figure 8.4). These procedures include, but are not limited to:

- Obtaining all plans and surveys required by the architect and the engineer to start the design of the building plans (for example, topographical surveys, location maps or soil tests).
- Obtaining and submitting all relevant project-specific documents (for example, building plans, site maps and certificates of urbanism) to the authorities.
- Hiring external third-party supervisors, consultants, engineers or inspectors (if necessary).
- Obtaining all necessary clearances, licenses, permits and certificates.

FIGURE 8.3 Dealing with construction permits: efficiency and quality of building regulation

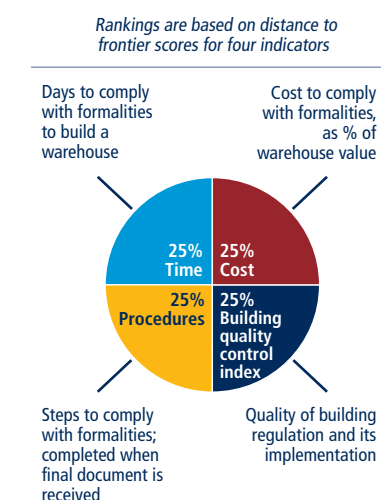
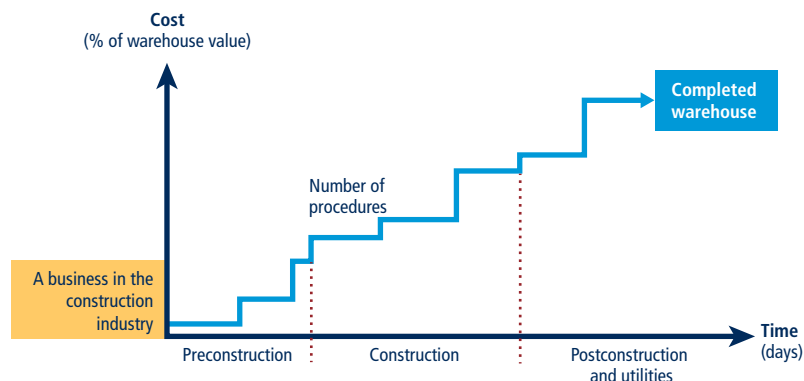


FIGURE 8.4 What are the time, cost and number of procedures to comply with formalities to build a warehouse?



- Submitting all required notifications for the start and end of construction and for inspections.
- Requesting and receiving all necessary inspections (unless completed by a hired private, third-party inspector).

Doing Business also records procedures for obtaining connections for water and sewerage. Procedures necessary to register the warehouse so that it can be used as collateral or transferred to another entity are also counted.

To make the data comparable across economies, several assumptions about the construction company, the warehouse project and the utility connections are used.

Assumptions about the construction company

The construction company (BuildCo):

- Is a limited liability company (or its legal equivalent).
- Operates in the economy's largest business city. For 11 economies the data are also collected for the second largest business city (table 8A.1).
- Is 100% domestically and privately owned.
- Has five owners, none of whom is legal entity.
- Is fully licensed and insured to carry out construction projects, such as building warehouses.

- Has 60 builders and other employees, all of them nationals with the technical expertise and professional experience necessary to obtain construction permits and approvals.
- Has a licensed architect and a licensed engineer, both registered with the local association of architects or engineers, where applicable. BuildCo is not assumed to have any other employees who are technical or licensed specialists, such as geological or topographical experts.
- Has paid all taxes and taken out all necessary insurance applicable to its general business activity (for example, accidental insurance for construction workers and third-person liability).
- Owns the land on which the warehouse will be built and will sell the warehouse upon its completion.

Assumptions about the warehouse

The warehouse:

- Will be used for general storage activities, such as storage of books or stationery. The warehouse will not be used for any goods requiring special conditions, such as food, chemicals, or pharmaceuticals.
- Will have two stories, both above ground, with a total constructed area of approximately 1,300.6 square meters (14,000 square feet). Each floor will be 3 meters (9 feet, 10 inches) high.

- Will have road access and be located in the periurban area of the economy's largest business city (that is, on the fringes of the city but still within its official limits). For 11 economies the data are also collected for the second largest business city.
- Will not be located in a special economic or industrial zone.
- Will be located on a land plot of approximately 929 square meters (10,000 square feet) that is 100% owned by BuildCo and is accurately registered in the cadastre and land registry where freehold titles exist. However, when the land is owned by the government and leased by BuildCo., it is assumed that BuildCo. will register the land in the cadastre or land registry or both, whichever is applicable, at the completion of the warehouse.
- Is valued at 50 times income per capita.
- Will be a new construction (with no previous construction on the land), with no trees, natural water sources, natural reserves, or historical monuments of any kind on the plot.
- Will have complete architectural and technical plans prepared by a licensed architect and a licensed engineer. If preparation of the plans requires such steps as obtaining further documentation or getting prior approvals from external agencies, these are counted as procedures.
- Will include all technical equipment required to be fully operational.
- Will take 30 weeks to construct (excluding all delays due to administrative and regulatory requirements).

Assumptions about the utility connections

The water and sewerage connections:

- Will be 150 meters (492 feet) from the existing water source and sewer tap. If there is no water delivery infrastructure in the economy, a borehole will be dug. If there is no sewerage infrastructure, a septic tank in the smallest size available will be installed or built.

- Will not require water for fire protection reasons; a fire extinguishing system (dry system) will be used instead. If a wet fire protection system is required by law, it is assumed that the water demand specified below also covers the water needed for fire protection.
- Will have an average water use of 662 liters (175 gallons) a day and an average wastewater flow of 568 liters (150 gallons) a day. Will have a peak water use of 1,325 liters (350 gallons) a day and a peak wastewater flow of 1,136 liters (300 gallons) a day.
- Will have a constant level of water demand and wastewater flow throughout the year.
- Connection pipes will be 1 inch in diameter for water and 4 inches in diameter for sewerage.

Procedures

A procedure is any interaction of the building company's employees, managers, or any party acting on behalf of the company with external parties, including government agencies, notaries, the land registry, the cadastre, utility companies, and public inspectors—and the hiring of external private inspectors and technical experts where needed. Interactions between company employees, such as development of the warehouse plans and inspections by the in-house engineer, are not counted as procedures. However, interactions with external parties that are required for the architect to prepare the plans and drawings (such as obtaining topographic or geological surveys), or to have such documents approved or stamped by external parties, are counted as procedures. Procedures that the company undergoes to connect the warehouse to water and sewerage are included. All procedures that are legally required and that are done in practice by the majority of companies to build a warehouse are counted, even if they may be avoided in exceptional cases. This includes obtaining technical conditions for electricity or clearance of the electrical plans only if they are required to obtain a building permit (table 8.4).

Time

Time is recorded in calendar days. The measure captures the median duration that local experts indicate is necessary to complete a procedure in practice. It is assumed that the minimum time required for each procedure is one day, except for procedures that can be fully completed online, for which the time required is recorded as half a day. Although procedures may take place simultaneously, they cannot start on the same day (that is, simultaneous procedures start on consecutive days), again with the exception of procedures that can be fully completed online. If a procedure can be accelerated legally for an additional cost, the fastest procedure is chosen if that option is more beneficial to the economy's distance to frontier score. It is assumed that BuildCo does not waste time and commits to completing each remaining procedure without delay. The time that BuildCo spends on gathering information is not taken into account. It is assumed that BuildCo follows all building requirements and their sequence as required.

Cost

Cost is recorded as a percentage of the warehouse value (assumed to be 50 times income per capita). Only official costs are recorded. All fees associated with completing the procedures to legally build a warehouse are recorded, including those associated with obtaining land use approvals and preconstruction design clearances; receiving inspections before, during and after construction; obtaining utility connections; and registering the warehouse at the property registry. Nonrecurring taxes required for the completion of the warehouse project are also recorded. Sales taxes (such as value added tax) or capital gains taxes are not recorded. Nor are deposits that must be paid up front and are later refunded. The building code, information from local experts, and specific regulations and fee schedules are used as sources for costs. If several local partners provide different estimates, the median reported value is used.

TABLE 8.4 What do the indicators on the efficiency of construction permitting measure?

Procedures to legally build a warehouse (number)

Submitting all relevant documents and obtaining all necessary clearances, licenses, permits and certificates

Submitting all required notifications and receiving all necessary inspections

Obtaining utility connections for water and sewerage

Registering the warehouse after its completion (if required for use as collateral or for transfer of the warehouse)

Time required to complete each procedure (calendar days)

Does not include time spent gathering information

Each procedure starts on a separate day—though procedures that can be fully completed online are an exception to this rule

Procedure is considered completed once final document is received

No prior contact with officials

Cost required to complete each procedure (% of warehouse value)

Official costs only, no bribes

BUILDING QUALITY CONTROL

The building quality control index is based on six indices—the quality of building regulations, quality control before, during and after construction, liability and insurance regimes, and professional certifications indices (table 8.5). The indicator is based on the same case study assumptions as the measures of efficiency.

Quality of building regulations index

The quality of building regulations index has two components:

- Whether building regulations are easily accessible. A score of 1 is assigned if building regulations (including the building code) or regulations dealing with construction permits are available on a website that is updated as new regulations are passed; 0.5 if the building regulations are available free of charge (or for a nominal fee) at the relevant permit-issuing authority; 0 if

TABLE 8.5 What do the indicators on building quality control measure?

Quality of building regulations index (0–2)
Accessibility of building regulations (0–1)
Clarity of requirements for obtaining a building permit (0–1)
Quality control before construction index (0–1)
Whether licensed or technical experts approve building plans (0–1)
Quality control during construction index (0–3)
Types of inspections legally mandated during construction (0–2)
Implementation of legally mandated inspections in practice (0–1)
Quality control after construction index (0–3)
Final inspection legally mandated after construction (0–2)
Implementation of legally mandated final inspection in practice (0–1)
Liability and insurance regimes index (0–2)
Parties held legally liable for structural flaws after building occupancy (0–1)
Parties legally mandated to obtain insurance to cover structural flaws after building occupancy or insurance is commonly obtained in practice (0–1)
Professional certifications index (0–4)
Qualification requirements for individual who approves building plans (0–2)
Qualification requirements for individual who supervises construction or conducts inspections (0–2)
Building quality control index (0–15)
Sum of the quality of building regulations, quality control before construction, quality control during construction, quality control after construction, liability and insurance regimes, and professional certifications indices

the building regulations must be purchased or if they are not made easily accessible anywhere.

- Whether the requirements for obtaining a building permit are clearly specified. A score of 1 is assigned if the building regulations (including the building code) or any accessible website, brochure, or pamphlet clearly specifies the list of required documents to submit, the fees to be paid, and all required preapprovals of the drawings (example: electrical, water and sewerage, environmental) or plans by the relevant agencies; 0 if

none of these sources specify any of these requirements or if these sources specify fewer than the three requirements mentioned above.

The index ranges from 0 to 2, with higher values indicating clearer and more transparent building regulations. In New Zealand, for example, all relevant legislation can be found on an official government website (a score of 1). The legislation specifies the list of required documents to submit, the fees to be paid, and all required preapprovals of the drawings or plans by the relevant agencies (a score of 1). Adding these numbers gives New Zealand a score of 2 on the quality of building regulations index.

Quality control before construction index

The quality control before construction index has one component:

- Whether by law, a licensed architect or licensed engineer is part of the committee or team that reviews and approves building permit applications and whether that person has the authority to refuse an application if the plans are not in conformity with regulations. A score of 1 is assigned if the national association of architects or engineers (or its equivalent) must review the building plans, if an independent firm or expert who is a licensed architect or engineer must review the plans, if the architect or engineer who prepared the plans must submit an attestation to the permit-issuing authority stating that the plans are in compliance with the building regulations or if a licensed architect or engineer is part of the committee or team that approves the plans at the relevant permit-issuing authority; 0 if no licensed architect or engineer is involved in the review of the plans to ensure their compliance with building regulations.

The index ranges from 0 to 1, with higher values indicating better quality control in the review of the building plans. In

Rwanda, for example, the city hall in Kigali must review the building permit application, including the plans and drawings, and both a licensed architect and a licensed engineer are part of the team that reviews the plans and drawings. Rwanda therefore receives a score of 1 on the quality control before construction index.

Quality control during construction index

The quality control during construction index has two components:

- Whether inspections are mandated by law during the construction process. A score of 2 is assigned if (i) a government agency is legally mandated to conduct technical inspections at different stages during the construction or an in-house engineer (that is, an employee of the building company), an external supervising engineer or firm is legally mandated to conduct technical inspections at different stages during the construction of the building and is required to submit a detailed inspections report at the completion of the construction; and (ii) it is legally mandated to conduct risk-based inspections. A score of 1 is assigned if a government agency is legally mandated to conduct only technical inspections at different stages during the construction or if an in-house engineer (that is, an employee of the building company), an external supervising engineer or an external inspections firm is legally mandated to conduct technical inspections at different stages during the construction of the building and is required to submit a detailed inspections report at the completion of the construction. A score of 0 is assigned if a government agency is legally mandated to conduct unscheduled inspections, or if no technical inspections are mandated by law.
- Whether inspections during construction are implemented in practice. A score of 1 is assigned if the legally mandated inspections during construction always occur in practice; 0

if the legally mandated inspections do not occur in practice, if the inspections occur most of the time but not always, if inspections are not mandated by law regardless of whether they commonly occur in practice.

The index ranges from 0 to 3, with higher values indicating better quality control during the construction process. In Antigua and Barbuda, for example, the Development Control Authority is legally mandated to conduct phased inspections under the Physical Planning Act of 2003 (a score of 1). However, the Development Control Authority rarely conducts these inspections in practice (a score of 0). Adding these numbers gives Antigua and Barbuda a score of 1 on the quality control during construction index.

Quality control after construction index

The quality control after construction index has two components:

- Whether a final inspection is mandated by law in order to verify that the building was built in compliance with the approved plans and existing building regulations. A score of 2 is assigned if an in-house supervising engineer (that is, an employee of the building company), an external supervising engineer or an external inspections firm is legally mandated to verify that the building has been built in accordance with the approved plans and existing building regulations, or if a government agency is legally mandated to conduct a final inspection upon completion of the building; 0 if no final inspection is mandated by law after construction and no third party is required to verify that the building has been built in accordance with the approved plans and existing building regulations.
- Whether the final inspection is implemented in practice. A score of 1 is assigned if the legally mandated final inspection after construction always occurs in practice or if a supervising engineer or firm attests that the building has been built in accordance

with the approved plans and existing building regulations; 0 if the legally mandated final inspection does not occur in practice, if the legally mandated final inspection occurs most of the time but not always, or if a final inspection is not mandated by law regardless of whether or not it commonly occurs in practice.

The index ranges from 0 to 3, with higher values indicating better quality control after the construction process. In Haiti, for example, the Municipality of Port-au-Prince is legally mandated to conduct a final inspection under the National Building Code of 2012 (a score of 2). However, the final inspection does not occur in practice (a score of 0). Adding these numbers gives Haiti a score of 2 on the quality control after construction index.

Liability and insurance regimes index

The liability and insurance regimes index has two components:

- Whether any parties involved in the construction process are held legally liable for latent defects such as structural flaws or problems in the building once it is in use. A score of 1 is assigned if at least two of the following parties are held legally liable for structural flaws or problems in the building once it is in use: the architect or engineer who designed the plans for the building, the professional or agency that conducted technical inspections, or the construction company; 0.5 if only one of the parties is held legally liable for structural flaws or problems in the building once it is in use; 0 if no party is held legally liable for structural flaws or problems in the building once it is in use, if the project owner or investor is the only party held liable, if liability is determined in court, or if liability is stipulated in a contract.
- Whether any parties involved in the construction process is legally required to obtain a latent defect liability—or decennial (10 years)

liability—insurance policy to cover possible structural flaws or problems in the building once it is in use. A score of 1 is assigned if the architect or engineer who designed the plans for the building, the professional or agency that conducted the technical inspections, the construction company, or the project owner or investor is required by law to obtain either a decennial liability insurance policy or a latent defect liability insurance to cover possible structural flaws or problems in the building once it is in use or if a decennial liability insurance policy or a latent defect liability insurance is commonly obtained in practice by the majority of any of these parties even if not required by law. A score of 0 is assigned if no party is required by law to obtain either a decennial liability insurance or a latent defect liability insurance and such insurance is not commonly obtained in practice by any party, if the requirement to obtain an insurance policy is stipulated in a contract, if any party must obtain a professional insurance or an all risk insurance to cover the safety of workers or any other defects during construction but not a decennial liability insurance or a latent defect liability insurance that would cover defects after the building is in use, or if any party is required to pay for any damages caused on their own without having to obtain an insurance policy.

The index ranges from 0 to 2, with higher values indicating more stringent latent defect liability and insurance regimes. In Madagascar, for example, under article 1792 of the Civil Code both the architect who designed the plans and the construction company are legally held liable for latent defects for a period of 10 years after the completion of the building (a score of 1). However, there is no legal requirement for any party to obtain a decennial liability insurance policy to cover structural defects, nor do most parties obtain such insurance in practice (a score of 0). Adding these numbers gives

Madagascar a score of 1 on the liability and insurance regimes index.

Professional certifications index

The professional certifications index has two components:

- The qualification requirements of the professional responsible for verifying that the architectural plans or drawings are in compliance with the building regulations. A score of 2 is assigned if national or state regulations mandate that the professional must have a minimum number of years of practical experience, must have a university degree (a minimum of a bachelor's) in architecture or engineering, and must also either be a registered member of the national order (association) of architects or engineers or pass a qualification exam. A score of 1 is assigned if national or state regulations mandate that the professional must have a university degree (a minimum of a bachelor's) in architecture or engineering and must also either have a minimum number of years of practical experience or be a registered member of the national order (association) of architects or engineers or pass a qualification exam. A score of 0 is assigned if national or state regulations mandate that the professional must meet only one of the above requirements, if they mandate that the professional must meet two of the requirements but neither of the two is to have a university degree, or if no national or state regulation determines the professional's qualification requirements.
- The qualification requirements of the professional who conducts the technical inspections during construction. A score of 2 is assigned if national or state regulations mandate that the professional must have a minimum number of years of practical experience, must have a university degree (a minimum of a bachelor's) in engineering, and must also either be a registered member of the national

order of engineers or pass a qualification exam. A score of 1 is assigned if national or state regulations mandate that the professional must have a university degree (a minimum of a bachelor's) in engineering and must also either have a minimum number of years of practical experience or be a registered member of the national order (association) of engineers or pass a qualification exam. A score of 0 is assigned if national or state regulations mandate that the professional must meet only one of the requirements, if they mandate that the professional must meet two of the requirements but neither of the two is to have a university degree, or if no national or state regulation determines the professional's qualification requirements.

The index ranges from 0 to 4, with higher values indicating greater professional certification requirements. In Albania, for example, the professional conducting technical inspections during construction must have a minimum number of years of experience, a relevant university degree and must be a registered architect or engineer (a score of 2). However, the professional responsible for verifying that the architectural plans or drawings are in compliance with building regulations must only have a minimum number of years of experience and a university degree in architecture or engineering (a score of 1). Adding these numbers gives Albania a score of 3 on the professional certifications index.

Building quality control index

The building quality control index is the sum of the scores on the quality of building regulations, quality control before construction, quality control during construction, liability and insurance regimes, and professional certifications indices. The index ranges from 0 to 15, with higher values indicating better quality control and safety mechanisms in the construction regulatory system.

If an economy issued no building permits between June 2016 and June 2017 or if the applicable building legislation in the economy is not being implemented, the economy receives a "no practice" mark on the procedures, time and cost indicators. In addition, a "no practice" economy receives a score of 0 on the building quality control index even if its legal framework includes provisions related to building quality control and safety mechanisms.

REFORMS

The dealing with construction permits indicator set tracks changes related to the efficiency and quality of construction permitting systems every year. Depending on the impact on the data certain changes are classified as reforms and listed in the summaries of *Doing Business* reforms in 2016/2017 section of the report in order to acknowledge the implementation of significant changes. Reforms are divided into two types: those that make it easier to do business and those changes that make it more difficult to do business. The dealing with construction permits indicator set uses only one criterion to recognize a reform.

The aggregate gap on the overall distance to frontier of the indicator set is used to assess the impact of data changes. Any data update that leads to a change of 2% or more on the distance to frontier gap is classified as a reform (for more details, see the chapter on the distance to frontier and ease of doing business ranking). For example, if the implementation of a new electronic permitting system reduces time in a way that the overall gap decreases by 2% or more, such a change is classified as a reform. On the contrary, minor fee updates or other smaller changes in the indicators that have an aggregate impact of less than 2% on the gap are not classified as a reform, but their impact is still reflected on the most updated indicators for this indicator set.

The data details on dealing with construction permits can be found for each economy at <http://www.doingbusiness.org>.

GETTING ELECTRICITY

Doing Business records all procedures required for a business to obtain a permanent electricity connection and supply for a standardized warehouse (figure 8.5). These procedures include applications and contracts with electricity utilities, all necessary inspections and clearances from the distribution utility and other agencies, and the external and final connection works. The questionnaire divides the process of getting an electricity connection into distinct procedures and solicits data for calculating the time and cost to complete each procedure.

In addition, *Doing Business* measures the reliability of supply and transparency of tariffs index (included in the aggregate distance to frontier score and ranking on the ease of doing business) and the price of electricity (omitted from these aggregate measures). The reliability of supply and transparency of tariffs index encompasses quantitative data on the duration and frequency of power outages as well as qualitative information on the mechanisms put in place by the utility for monitoring power outages and restoring power supply, the reporting relationship between the utility and the regulator for power outages, the transparency and accessibility of tariffs and whether the utility faces a financial deterrent aimed at

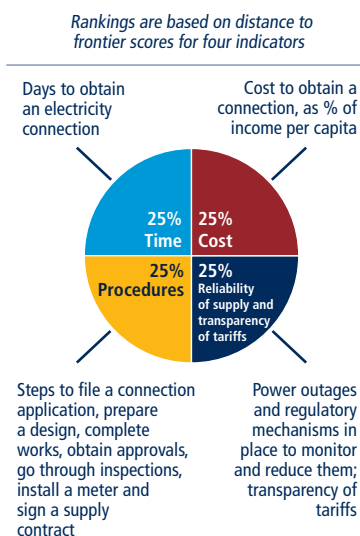
limiting outages (such as a requirement to compensate customers or pay fines when outages exceed a certain cap).

The ranking of economies on the ease of getting electricity is determined by sorting their distance to frontier scores for getting electricity. These scores are the simple average of the distance to frontier scores for all the component indicators except the price of electricity (figure 8.6).

Data on the reliability of supply are collected from the electricity distribution utilities or regulators, depending upon the specific technical nature of the data. The rest of the information, including data on transparency of tariffs and procedures for obtaining electricity connection, are collected from all market players—the electricity distribution utility, electricity regulatory agencies and independent professionals such as electrical engineers, electrical contractors and construction companies. The distribution utility consulted is the one serving the area (or areas) where warehouses are most commonly located. If there is a choice of distribution utilities, the one serving the largest number of customers is selected.

To make the data comparable across economies, several assumptions about the warehouse, the electricity connection and the monthly consumption are used.

FIGURE 8.6 Getting electricity: efficiency, reliability and transparency



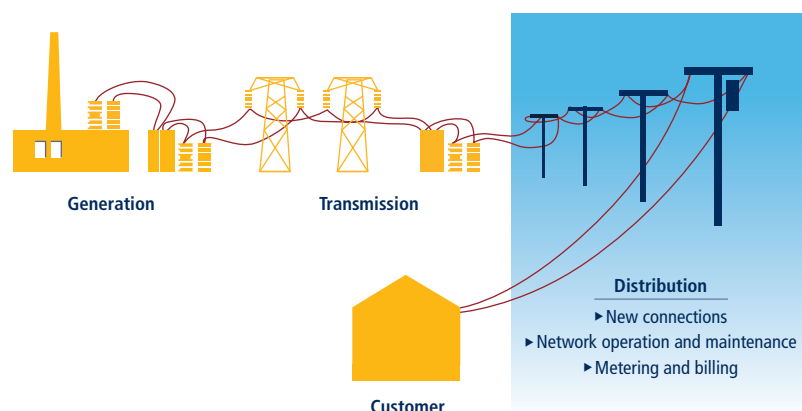
Note: The price of electricity is measured but does not count for the rankings.

Assumptions about the warehouse

The warehouse:

- Is owned by a local entrepreneur.
- Is located in the economy's largest business city. For 11 economies the data are also collected for the second largest business city (table 8A.1).
- Is located in an area where similar warehouses are typically located. In this area a new electricity connection is not eligible for a special investment promotion regime (offering special subsidization or faster service, for example).
- Is located in an area with no physical constraints. For example, the property is not near a railway.
- Is a new construction and is being connected to electricity for the first time.
- Has two stories, both above ground, with a total surface area of approximately 1,300.6 square meters (14,000 square feet). The plot of land on which it is built is 929 square meters (10,000 square feet).
- Is used for storage of goods.

FIGURE 8.5 *Doing Business* measures the connection process at the level of distribution utilities



Assumptions about the electricity connection

The electricity connection:

- Is a permanent one.
- Is a three-phase, four-wire Y connection with a subscribed capacity of 140-kilo-volt-ampere (kVA) with a power factor of 1, when 1 kVA = 1 kilowatt (kW).
- Has a length of 150 meters. The connection is to either the low- or medium-voltage distribution network and is either overhead or underground, whichever is more common in the area where the warehouse is located.
- Requires works that involve the crossing of a 10-meter wide road (by excavation, overhead lines) but are all carried out on public land. There is no crossing of other owners' private property because the warehouse has access to a road.
- Includes only negligible length in the customer's private domain.
- Does not require work to install the internal wiring of the warehouse. This has already been completed up to and including the customer's service panel or switchboard and the meter base.

Assumptions about the monthly consumption for March

- It is assumed that the warehouse operates 30 days a month from 9:00 a.m. to 5:00 p.m. (8 hours a day), with equipment utilized at 80% of capacity on average and that there are no electricity cuts (assumed for simplicity reasons).
- The monthly energy consumption is 26,880 kilowatt-hours (kWh); hourly consumption is 112 kWh.
- If multiple electricity suppliers exist, the warehouse is served by the cheapest supplier.
- Tariffs effective in March of the current year are used for calculation of the price of electricity for the warehouse. Although March has 31 days, for calculation purposes only 30 days are used.

Procedures

A procedure is defined as any interaction of the company's employees or its main electrician or electrical engineer (that is, the one who may have done the internal wiring) with external parties, such as the electricity distribution utility, electricity supply utilities, government agencies, electrical contractors and electrical firms. Interactions between company employees and steps related to the internal electrical wiring, such as the design and execution of the internal electrical installation plans, are not counted as procedures. Procedures that must be completed with the same utility but with different departments are counted as separate procedures (table 8.6).

The company's employees are assumed to complete all procedures themselves unless the use of a third party is mandated (for example, if an electrician registered with the utility is the only party allowed to submit an application). If the company can, but is not required to request the services of professionals (such as a private firm), procedures will be counted for each interaction commonly done in practice.

Time

Time is recorded in calendar days. The measure captures the median duration that the electricity utility and experts indicate is necessary in practice, rather than required by law, to complete a procedure with minimum follow-up and no extra payments. It is assumed that the minimum time required for each procedure is one day. Although procedures may take place simultaneously, they cannot start on the same day (that is, simultaneous procedures start on consecutive days). It is assumed that the company does not waste time and commits to completing each remaining procedure without delay. The time that the company spends on gathering information is not taken into account. It is assumed that the company is aware of all electricity connection requirements and their sequence from the beginning.

TABLE 8.6 What do the getting electricity indicators measure?

Procedures to obtain an electricity connection (number)
Submitting all relevant documents and obtaining all necessary clearances and permits
Completing all required notifications and receiving all necessary inspections
Obtaining external installation works and possibly purchasing material for these works
Concluding any necessary supply contract and obtaining final supply
Time required to complete each procedure (calendar days)
Is at least one calendar day
Each procedure starts on a separate day
Does not include time spent gathering information
Reflects the time spent in practice, with little follow-up and no prior contact with officials
Cost required to complete each procedure (% of income per capita)
Official costs only, no bribes
Value added tax excluded
Reliability of supply and transparency of tariffs index (0–8)
Duration and frequency of power outages (0–3)
Tools to monitor power outages (0–1)
Tools to restore power supply (0–1)
Regulatory monitoring of utilities' performance (0–1)
Financial deterrents aimed at limiting outages (0–1)
Transparency and accessibility of tariffs (0–1)
Price of electricity (cents per kilowatt-hour)
Price based on monthly bill for commercial warehouse in case study

Note: While *Doing Business* measures the price of electricity, it does not include these data when calculating the distance to frontier score for getting electricity or the ranking on the ease of getting electricity.

Cost

Cost is recorded as a percentage of the economy's income per capita and is exclusive of value added tax. All the fees and costs associated with completing the procedures to connect a warehouse to electricity are recorded, including those related to obtaining clearances from government agencies, applying for the connection, receiving inspections of both the site and the internal wiring, purchasing material, getting the actual connection works and paying a security deposit. Information from local experts

and specific regulations and fee schedules are used as sources. If several local partners provide different estimates, the median reported value is used. In all cases the cost excludes bribes.

Security deposit

Utilities may require security deposits as a guarantee against the possible failure of customers to pay their consumption bills. For this reason, the security deposit for a new customer is most often calculated as a function of the customer's estimated consumption.

Doing Business does not record the full amount of the security deposit. If the deposit is based on the customer's actual consumption, this basis is the one assumed in the case study. Rather than the full amount of the security deposit, *Doing Business* records the present value of the losses in interest earnings experienced by the customer because the utility holds the security deposit over a prolonged period, in most cases until the end of the contract (assumed to be after five years). In cases where the security deposit is used to cover the first monthly consumption bills, it is not recorded. To calculate the present value of the lost interest earnings, the end-2016 lending rates from the International Monetary Fund's International Financial Statistics are used. In cases where the security deposit is returned with interest, the difference between the lending rate and the interest paid by the utility is used to calculate the present value.

In some economies, the security deposit can be put up in the form of a bond: the company can obtain from a bank or an insurance company a guarantee issued on the assets it holds with that financial institution. In contrast to the scenario in which the customer pays the deposit in cash to the utility, in this case the company does not lose ownership control over the full amount and can continue using it. In return, the company will pay the bank a commission for obtaining the bond. The commission charged may

vary depending on the credit standing of the company. The best possible credit standing and thus the lowest possible commission are assumed. Where a bond can be put up, the value recorded for the deposit is the annual commission times the five years assumed to be the length of the contract. If both options exist, the cheaper alternative is recorded.

In Hong Kong SAR, China, a customer requesting a 140-kVA electricity connection in March 2017 would have had to put up a security deposit of 63,600 Hong Kong dollars (~\$7,850) in cash or check, and the deposit would have been returned only at the end of the contract. The customer could instead have invested this money at the prevailing lending rate of 5.0%. Over the five years of the contract, this would imply a present value of lost interest earnings of 13,760 Hong Kong dollars (\$1,700). In contrast, if the customer chose to settle the deposit with a bank guarantee at an annual rate of 1.5%, the amount lost over the five years would be just 4,770 Hong Kong dollars (\$590).

Reliability of supply and transparency of tariffs index

Doing Business uses the system average interruption duration index (SAIDI) and the system average interruption frequency index (SAIFI) to measure the duration and frequency of power outages in the largest business city of each economy (for 11 economies the data are also collected for the second largest business city; table 8A.1). SAIDI is the average total duration of outages over the course of a year for each customer served, while SAIFI is the average number of service interruptions experienced by a customer in a year. Annual data (covering the calendar year) are collected from distribution utility companies and national regulators on SAIDI and SAIFI. Both SAIDI and SAIFI estimates should include planned and unplanned outages, as well as load shedding.

An economy is eligible to obtain a score on the reliability of supply and

transparency of tariffs index if it satisfies two conditions. First, the utility must collect data on all types of outages (measuring the average total duration of outages per customer and the average number of outages per customer). Second, the SAIDI value must be below a threshold of 100 hours and the SAIFI value must be under 100 outages.

An economy is not eligible to obtain a score if outages are too frequent or long-lasting for the electricity supply to be considered reliable—that is, if the SAIDI or the SAIFI values exceed the determined thresholds. An economy is also not eligible to obtain a score on the index if data on power outages are not collected or collected partially (for example, planned outages or load shedding are not included in the calculation of the SAIDI and SAIFI indices), and if the minimum outage time considered for calculation of the SAIDI and SAIFI indices is over 5 minutes.

For all economies that meet the criteria as determined by *Doing Business*, a score on the reliability of supply and transparency of tariffs index is calculated on the basis of the following six components:

- What the SAIDI and SAIFI values are. If SAIDI and SAIFI are 12 (equivalent to an outage of one hour each month) or below, a score of 1 is assigned. If SAIDI and SAIFI are 4 (equivalent to an outage of one hour each quarter) or below, 1 additional point is assigned. Finally, if SAIDI and SAIFI are 1 (equivalent to an outage of one hour per year) or below, 1 more point is assigned.
- What tools are used by the distribution utility to monitor power outages. A score of 1 is assigned if the utility uses automated tools, such as an Outage/Incident Management System (OMS/IMS) or Supervisory Control and Data Acquisition (SCADA) system; 0 if it relies solely on calls from customers, and records and monitors outages manually.

- What tools are used by the distribution utility to restore power supply. A score of 1 is assigned if the utility uses automated tools, such as an OMS/IMS or SCADA system; 0 if it relies solely on manual resources for service restoration, such as field crews or maintenance personnel.
- Whether a regulator—that is, an entity separate from the utility—monitors the utility's performance on reliability of supply. A score of 1 is assigned if the regulator performs periodic or real-time reviews; 0 if it does not monitor power outages and does not require the utility to report on reliability of supply.
- Whether financial deterrents exist to limit outages. A score of 1 is assigned if the utility compensates customers when outages exceed a certain cap, if the utility is fined by the regulator when outages exceed a certain cap or if both these conditions are met; 0 if no deterrent mechanism of any kind is available.
- Whether electricity tariffs are transparent and easily available. A score of 1 is assigned if effective tariffs are available online and customers are notified of a change in tariff a full billing cycle (that is, one month) ahead of time; 0 if not.

The index ranges from 0 to 8, with higher values indicating greater reliability of electricity supply and greater transparency of tariffs. In the United Kingdom, for example, the distribution utility company UK Power Networks uses SAIDI and SAIFI metrics to monitor and collect data on power outages. In 2016, the average total duration of power outages in London was 0.326 hours per customer and the average number of outages experienced by a customer was 0.166. Both SAIDI and SAIFI are below the threshold and indicate that there was less than one outage a year per customer, for a total duration of less than one hour. So the economy not only meets the eligibility criteria for obtaining a score on the index, it also receives a score of 3 on the first component of the index. The utility uses the automatic GE PowerOn Control System to identify faults in the network (a score of 1) and restore

electricity service (a score of 1). The Office of Gas and Electricity Markets, an independent national regulatory authority, actively reviews the utility's performance in providing reliable electricity service (a score of 1) and requires the utility to compensate customers if outages last longer than a maximum period defined by the regulator (a score of 1). Customers are notified of a change in tariffs ahead of the next billing cycle and can easily check effective tariffs online (a score of 1). Adding these numbers gives the United Kingdom a total score of 8 on the reliability of supply and transparency of tariffs index.

On the other hand, several economies receive a score of 0 on the reliability of supply and transparency of tariffs index. The reason may be that outages occur more than once a month and none of the mechanisms and tools measured by the index are in place. An economy may also receive a score of 0 if either the SAIDI or SAIFI value (or both) exceeds the threshold of 100, or not all outages were considered when calculating the indices. In Suriname, for example, the utility does not include load shedding in the calculation of SAIDI and SAIFI indices. Thus, based on the criteria established, Suriname cannot receive a score on the index even though the utility uses automated systems for monitoring outages and restoration of power supply and there is a transparency of electricity tariffs.

If an economy issued no new electricity connections to an electrical grid between June 2016 and June 2017, or if electricity is not provided during that period, the economy receives a “no practice” mark on the procedures, time and cost indicators. In addition, a “no practice” economy receives a score of 0 on the reliability of supply and transparency of tariff index even if, for example, there is regulatory oversight of utilities on power interruptions, among others.

Price of electricity

Doing Business measures the price of electricity but does not include these data

when calculating the distance to frontier score for getting electricity or the ranking on the ease of getting electricity. The data are available on the *Doing Business* website (<http://www.doingbusiness.org>) and are based on standardized assumptions to ensure comparability across economies.

The price of electricity is measured in U.S. cents per kilowatt-hour. A monthly electricity consumption is assumed, for which a monthly bill is then computed for a warehouse based in the largest business city of the economy for the month of March (for 11 economies the data are also collected for the second largest business city; table 8A.1). As noted, the warehouse uses electricity 30 days a month, from 9:00 a.m. to 5:00 p.m., so different tariff schedules may apply if a time-of-use tariff is available.

REFORMS

The getting electricity indicator set tracks changes related to the efficiency of the connection process, as well as the reliability of power supply and transparency of tariffs. Depending on the impact on the data, certain changes are classified as reforms and listed in the summaries of *Doing Business* reforms in 2016/2017 section of the report in order to acknowledge the implementation of significant changes. Reforms are divided into two types: those that make it easier to do business and those changes that make it more difficult to do business. The getting electricity indicator set uses two criteria to recognize a reform.

First, the aggregate gap on the overall distance to frontier of the indicator set is used to assess the impact of data changes. Any data update that leads to a change of 2% or more on the distance to frontier gap is classified as a reform (for more details, see the chapter on the distance to frontier and ease of doing business ranking). For example, if the implementation of a new single window at the utility reduces the time to process new connection requests in a way that the overall gap decreases by 2% or more, such a change is classified as a reform. On the other hand, minor

fee updates from the utility or other small changes that have an aggregate impact of less than 2% on the gap are not classified as a reform, but their impact is still reflected in the most updated indicators for this topic.

Second, to be considered a reform, changes in the data must be tied to an initiative led by the utility or by the government—and not an exogenous event. For example, if outages increase considerably from one year to the next due to inclement weather, this cannot be considered a reform that makes doing business harder. Similarly, if the cost of electricity-related materials (such as cabling or transformers) decreases due to a currency appreciation, this cannot be considered a reform that makes doing business easier. However, if a utility establishes a one-stop shop to streamline the connection process or if it installs an automated system to improve monitoring of power outages and restoration of electricity services, these actions would be considered reforms that made doing business easier.

The data details on getting electricity can be found for each economy at <http://www.doingbusiness.org>. The initial methodology was developed by Geginat and Ramalho (2015) and is adopted here with minor changes.

REGISTERING PROPERTY

Doing Business records the full sequence of procedures necessary for a business (the buyer) to purchase a property from another business (the seller) and to transfer the property title to the buyer's name so that the buyer can use the property for expanding its business, use the property as collateral in taking new loans or, if necessary, sell the property to another business. It also measures the time and cost to complete each of these procedures. *Doing Business* also measures the quality of the land administration system in each economy. The quality of land administration index has five dimensions:

reliability of infrastructure, transparency of information, geographic coverage, land dispute resolution and equal access to property rights.

The ranking of economies on the ease of registering property is determined by sorting their distance to frontier scores for registering property. These scores are the simple average of the distance to frontier scores for each of the component indicators (figure 8.7).

EFFICIENCY OF TRANSFERRING PROPERTY

As recorded by *Doing Business*, the process of transferring property starts with obtaining the necessary documents, such as a copy of the seller's title if necessary, and conducting due diligence if required. The transaction is considered complete when it is opposable to third parties and when the buyer can use the property, use it as collateral for a bank loan or resell it (figure 8.8). Every procedure required by law or necessary in practice is included, whether it is the responsibility of the seller or the buyer or must be completed by a third party on their behalf. Local property lawyers, notaries and property registries provide information on procedures as well as the time and cost to complete each of them.

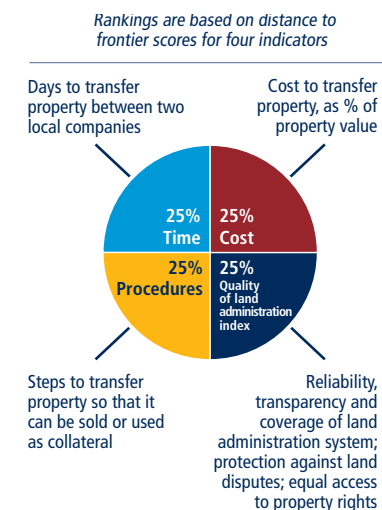
To make the data comparable across economies, several assumptions about the parties to the transaction, the property and the procedures are used.

Assumptions about the parties

The parties (buyer and seller):

- Are limited liability companies (or the legal equivalent).
- Are located in the periurban area of the economy's largest business city. For 11 economies the data are also collected for the second largest business city (table 8A.1).
- Are 100% domestically and privately owned.
- Have 50 employees each, all of whom are nationals.
- Perform general commercial activities.

FIGURE 8.7 Registering property: efficiency and quality of land administration system

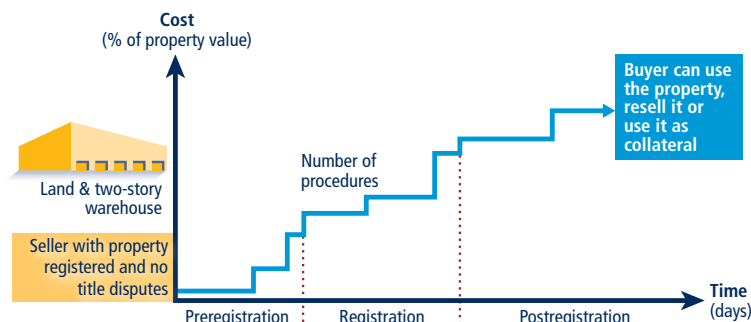


Assumptions about the property

The property:

- Has a value of 50 times income per capita, which equals the sale price.
- Is fully owned by the seller.
- Has no mortgages attached and has been under the same ownership for the past 10 years.
- Is registered in the land registry or cadastre, or both, and is free of title disputes.
- Is located in a periurban commercial zone, and no rezoning is required.
- Consists of land and a building. The land area is 557.4 square meters (6,000 square feet). A two-story warehouse of 929 square meters (10,000 square feet) is located on the land. The warehouse is 10 years old, is in good condition, has no heating system and complies with all safety standards, building codes and other legal requirements. The property, consisting of land and building, will be transferred in its entirety.
- Will not be subject to renovations or additional construction following the purchase.
- Has no trees, natural water sources, natural reserves or historical monuments of any kind.

FIGURE 8.8 What are the time, cost and number of procedures required to transfer property between two local companies?



- Will not be used for special purposes, and no special permits, such as for residential use, industrial plants, waste storage or certain types of agricultural activities, are required.
- Has no occupants, and no other party holds a legal interest in it.

Procedures

A procedure is defined as any interaction of the buyer or the seller, their agents (if an agent is legally or in practice required) with external parties, including government agencies, inspectors, notaries and lawyers. Interactions between company officers and employees are not considered. All procedures that are legally or in practice required for registering property are recorded, even if they may be avoided in exceptional cases (table 8.7). If a procedure can be accelerated legally for an additional cost, the fastest procedure is chosen if that option is more beneficial to the economy's distance to frontier score and if it is used by the majority of property owners. Although the buyer may use lawyers or other professionals where necessary in the registration process, it is assumed that the buyer does not employ an outside facilitator in the registration process unless legally or in practice required to do so.

Time

Time is recorded in calendar days. The measure captures the median duration that property lawyers, notaries or registry officials indicate is necessary

to complete a procedure. It is assumed that the minimum time required for each procedure is one day, except for procedures that can be fully completed online, for which the time required is recorded as half a day. Although procedures may take place simultaneously, they cannot start on the same day, again with the exception of procedures that can be fully completed online. It is assumed that the buyer does not waste time and commits to completing each remaining procedure without delay. If a procedure can be accelerated for an additional cost, the fastest legal procedure available and used by the majority of property owners is chosen. If procedures can be undertaken simultaneously, it is assumed that they are. It is assumed that the parties involved are aware of all requirements and their sequence from the beginning. Time spent on gathering information is not considered. If time estimates differ among sources, the median reported value is used.

Cost

Cost is recorded as a percentage of the property value, assumed to be equivalent to 50 times income per capita. Only official costs required by law are recorded, including fees, transfer taxes, stamp duties and any other payment to the property registry, notaries, public agencies or lawyers. Other taxes, such as capital gains tax or value added tax, are excluded from the cost measure. Both costs borne by the buyer and the

TABLE 8.7 What do the indicators on the efficiency of transferring property measure?

Procedures to legally transfer title on immovable property (number)

Preregistration procedures (for example, checking for liens, notarizing sales agreement, paying property transfer taxes)

Registration procedures in the economy's largest business city^a

Postregistration procedures (for example, filling title with municipality)

Time required to complete each procedure

Does not include time spent gathering information

Each procedure starts on a separate day—though procedures that can be fully completed online are an exception to this rule

Procedure is considered completed once final document is received

No prior contact with officials

Cost required to complete each procedure (% of property value)

Official costs only (such as administrative fees, duties and taxes)

Value Added Tax, Capital Gains Tax and illicit payments are excluded

a. For 11 economies the data are also collected for the second largest business city.

seller are included. If cost estimates differ among sources, the median reported value is used.

QUALITY OF LAND ADMINISTRATION

The quality of land administration index is composed of five other indices: the reliability of infrastructure, transparency of information, geographic coverage, land dispute resolution and equal access to property rights (table 8.8). Data are collected for each economy's largest business city. For 11 economies the data are also collected for the second largest business city.

Reliability of infrastructure index

The reliability of infrastructure index has six components:

- How land titles are kept at the registry of the largest business city of the economy. A score of 2 is assigned if the majority of land titles are fully digital;

TABLE 8.8 What do the indicators on the quality of land administration measure?

Reliability of infrastructure index (0–8)
Type of system for archiving information on land ownership
Availability of electronic database to check for encumbrances
Type of system for archiving maps
Availability of geographic information system
Link between property ownership registry and mapping system
Transparency of information index (0–6)
Accessibility of information on land ownership
Accessibility of maps of land plots
Publication of fee schedules, lists of registration documents, service standards
Availability of a specific and separate mechanism for complaints
Publication of statistics about the number of property transactions
Geographic coverage index (0–8)
Coverage of land registry at the level of the largest business city and the economy ^a
Coverage of mapping agency at the level of the largest business city and the economy ^a
Land dispute resolution index (0–8)
Legal framework for immovable property registration
Mechanisms to prevent and resolve land disputes
Equal access to property rights (-2–0)
Unequal ownership rights to property between unmarried men and women
Unequal ownership rights to property between married men and women
Quality of land administration index (0–30)
Sum of the reliability of infrastructure, transparency of information, geographic coverage, land dispute resolution indices and equal access to property rights

a. For 11 economies the data are also collected for the second largest business city.

- 1 if the majority are scanned; 0 if the majority are kept in paper format.
 - Whether there is an electronic database for checking for encumbrances. A score of 1 is assigned if yes; 0 if no.
 - How maps of land plots are kept at the mapping agency of the largest business city of the economy. A score of 2 is assigned if the majority of maps are fully digital; 1 if the majority are scanned; 0 if the majority are kept in paper format.
 - Whether there is a geographic information system—an electronic database for recording boundaries, checking plans and providing cadastral information. A score of 1 is assigned if yes; 0 if no.
 - How the land ownership registry and mapping agency are linked. A score of 1 is assigned if information about land ownership and maps are kept in a single database or in linked databases; 0 if there is no connection between the different databases.
 - How immovable property is identified. A score of 1 is assigned if there is a unique number to identify properties for the majority of land plots; 0 if there are multiple identifiers.
- The index ranges from 0 to 8, with higher values indicating a higher quality of infrastructure for ensuring the reliability of information on property titles and boundaries. In Turkey, for example, the land registry offices in Istanbul maintain titles in a fully digital format (a score of 2) and have a fully electronic database to check for encumbrances (a score of 1). The Cadastral Directorate offices in Istanbul have digital maps (a score of 2), and the Geographical Information Directorate has a public portal allowing

users to check the plans and cadastral information on parcels along with satellite images (a score of 1). Databases about land ownership and maps are linked to each other through the TAKBIS system, an integrated information system for the land registry offices and cadastral offices (a score of 1). Finally, there is a unique identifying number for properties (a score of 1). Adding these numbers gives Turkey a score of 8 on the reliability of infrastructure index.

Transparency of information index

The transparency of information index has 10 components:

- Whether information on land ownership is made publicly available. A score of 1 is assigned if information on land ownership is accessible by anyone; 0 if access is restricted.
- Whether the list of documents required for completing the registration of property transactions is made publicly available. A score of 0.5 is assigned if the list of documents is accessible online or on a public board; 0 if it is not made available to the public or if it can be obtained only in person.
- Whether the fee schedule for completing the registration of property transactions is made publicly available. A score of 0.5 is assigned if the fee schedule is accessible online or on a public board or is free of charge; 0 if it is not made available to the public or if it can be obtained only in person.
- Whether the agency in charge of immovable property registration commits to delivering a legally binding document that proves property ownership within a specific time frame. A score of 0.5 is assigned if the service standard is accessible online or on a public board; 0 if it is not made available to the public or if it can be obtained only in person.
- Whether there is a specific and separate mechanism for filing complaints about a problem that occurred at the agency in charge of immovable property registration. A score of 1

is assigned if there is a specific and separate mechanism for filing a complaint; 0 if there is only a general mechanism or no mechanism.

- Whether there are publicly available official statistics tracking the number of transactions at the immovable property registration agency. A score of 0.5 is assigned if statistics are published about property transfers in the largest business city in the past calendar year at the latest on June 1st of the following year; 0 if no such statistics are made publicly available.
- Whether maps of land plots are made publicly available. A score of 0.5 is assigned if maps are accessible by anyone; 0 if access is restricted.
- Whether the fee schedule for accessing maps is made publicly available. A score of 0.5 is assigned if the fee schedule is accessible online or on a public board or free of charge; 0 if it is not made available to the public or if it can be obtained only in person.
- Whether the mapping agency commits to delivering an updated map within a specific time frame. A score of 0.5 is assigned if the service standard is accessible online or on a public board; 0 if it is not made available to the public or if it can be obtained only in person.
- Whether there is a specific and separate mechanism for filing complaints about a problem that occurred at the mapping agency. A score of 0.5 is assigned if there is a specific and separate mechanism for filing a complaint; 0 if there is only a general mechanism or no mechanism.

The index ranges from 0 to 6, with higher values indicating greater transparency in the land administration system. In the Netherlands, for example, anyone who pays a fee can consult the land ownership database (a score of 1). Information can be obtained at the office, by mail or online using the Kadaster website (<http://www.kadaster.nl>). Anyone can also get information online about the list of documents to submit for property registration (a score of 0.5), the fee schedule for registration (a

score of 0.5) and the service standards (a score of 0.5). And anyone facing a problem at the land registry can file a complaint or report an error by filling out a specific form online (a score of 1). In addition, the Kadaster makes statistics about land transactions available to the public, reporting a total of 214,793 property transfers in Amsterdam in 2016 (a score of 0.5). Moreover, anyone who pays a fee can consult online cadastral maps (a score of 0.5). It is also possible to get public access to the fee schedule for map consultation (a score of 0.5), the service standards for delivery of an updated plan (a score of 0.5) and a specific mechanism for filing a complaint about a map (a score of 0.5). Adding these numbers gives the Netherlands a score of 6 on the transparency of information index.

Geographic coverage index

The geographic coverage index has four components:

- How complete the coverage of the land registry is at the level of the largest business city. A score of 2 is assigned if all privately held land plots in the city are formally registered at the land registry; 0 if not.
- How complete the coverage of the land registry is at the level of the economy. A score of 2 is assigned if all privately held land plots in the economy are formally registered at the land registry; 0 if not.
- How complete the coverage of the mapping agency is at the level of the largest business city. A score of 2 is assigned if all privately held land plots in the city are mapped; 0 if not.
- How complete the coverage of the mapping agency is at the level of the economy. A score of 2 is assigned if all privately held land plots in the economy are mapped; 0 if not.

The index ranges from 0 to 8, with higher values indicating greater geographic coverage in land ownership registration and cadastral mapping. In the Republic of Korea, for example, all privately held land plots are formally

registered at the land registry in Seoul (a score of 2) and in the economy as a whole (a score of 2). In addition, all privately held land plots are mapped in Seoul (a score of 2) and in the economy as a whole (a score of 2). Adding these numbers gives Korea a score of 8 on the geographic coverage index.

Land dispute resolution index

The land dispute resolution index assesses the legal framework for immovable property registration and the accessibility of dispute resolution mechanisms. The index has eight components:

- Whether the law requires that all property sale transactions be registered at the immovable property registry to make them opposable to third parties. A score of 1.5 is assigned if yes; 0 if no.
- Whether the formal system of immovable property registration is subject to a guarantee. A score of 0.5 is assigned if either a state or private guarantee over immovable property registration is required by law; 0 if no such guarantee is required.
- Whether there is a specific compensation mechanism to cover for losses incurred by parties who engaged in good faith in a property transaction based on erroneous information certified by the immovable property registry. A score of 0.5 is assigned if yes; 0 if no.
- Whether the legal system requires verification of the legal validity of the documents necessary for a property transaction. A score of 0.5 is assigned if there is a review of legal validity, either by the registrar or by a professional (such as a notary or a lawyer); 0 if there is no review.
- Whether the legal system requires verification of the identity of the parties to a property transaction. A score of 0.5 is assigned if there is verification of identity, either by the registrar or by a professional (such as a notary or a lawyer); 0 if there is no verification.
- Whether there is a national database to verify the accuracy of identity

documents. A score of 1 is assigned if such a national database is available; 0 if not.

- How much time it takes to obtain a decision from a court of first instance (without an appeal) in a standard land dispute between two local businesses over tenure rights worth 50 times income per capita and located in the largest business city. A score of 3 is assigned if it takes less than one year; 2 if it takes between one and two years; 1 if it takes between two and three years; 0 if it takes more than three years.
- Whether there are publicly available statistics on the number of land disputes in the first instance. A score of 0.5 is assigned if statistics are published about land disputes in the economy in the past calendar year; 0 if no such statistics are made publicly available.

The index ranges from 0 to 8, with higher values indicating greater protection against land disputes. In Lithuania, for example, according to the Civil Code and the Law on the Real Property Register, property transactions must be registered at the land registry to make them opposable to third parties (a score of 1.5). The property transfer system is guaranteed by the state (a score of 0.5) and has a compensation mechanism to cover losses incurred by parties who engaged in good faith in a property transaction based on an error by the registry (a score of 0.5). A notary verifies the legal validity of the documents in a property transaction (a score of 0.5) and the identity of the parties (a score of 0.5), in accordance with the Law on the Notary Office (Law I-2882). Lithuania has a national database to verify the accuracy of identity documents (a score of 1). In a land dispute between two Lithuanian companies over the tenure rights of a property worth \$770,000, the Vilnius District Court gives a decision in less than one year (a score of 3). Finally, statistics about land disputes are collected and published; there were a total of 549 land disputes in the country in 2016

(a score of 0.5). Adding these numbers gives Lithuania a score of 8 on the land dispute resolution index.

Equal access to property rights index

The equal access to property rights index has two components:

- Whether unmarried men and unmarried women have equal ownership rights to property. A score of -1 is assigned if there are unequal ownership rights to property; 0 if there is equality.
- Whether married men and married women have equal ownership rights to property. A score of -1 is assigned if there are unequal ownership rights to property; 0 if there is equality.

Ownership rights cover the ability to manage, control, administer, access, encumber, receive, dispose of and transfer property. Each restriction is considered if there is a differential treatment for men and women in the law considering the default marital property regime. For customary land systems, equality is assumed unless there is a general legal provision stating a differential treatment.

The index ranges from -2 to 0, with higher values indicating greater inclusiveness of property rights. In Mali, for example, unmarried men and unmarried women have equal ownership rights to property (a score of 0). The same applies to married men and women who can use their property in the same way (a score of 0). Adding these numbers gives Mali a score of 0 on the equal access to property rights index—which indicates equal property rights between men and women. On the contrary in Tonga, unmarried men and unmarried women do not have equal ownership rights to property according to the Land Act [Cap 132], Sections 7, 45 and 82 (a score of -1). The same applies to married men and women who are not permitted to use their property in the same way according to the Land Act [Cap 132], Sections 7, 45 and 82 (a score of -1). Adding these numbers

gives Tonga a score of -2 on the equal access to property rights index—which indicates unequal property rights between men and women.

Quality of land administration index

The quality of land administration index is the sum of the scores on the reliability of infrastructure, transparency of information, geographic coverage, land dispute resolution and equal access to property indices. The index ranges from 0 to 30 with higher values indicating better quality of the land administration system.

If private sector entities were unable to register property transfers in an economy between June 2016 and June 2017, the economy receives a “no practice” mark on the procedures, time and cost indicators. A “no practice” economy receives a score of 0 on the quality of land administration index even if its legal framework includes provisions related to land administration.

REFORMS

The registering property indicator set tracks changes related to the efficiency and quality of land administration systems every year. Depending on the impact on the data, certain changes are classified as reforms and listed in the summaries of *Doing Business* reforms in 2016/2017 section of the report in order to acknowledge the implementation of significant changes. Reforms are divided into two types: those that make it easier to do business and those changes that make it more difficult to do business. The registering property indicator set uses two criteria to recognize a reform.

First, the aggregate gap on the overall distance to frontier of the indicator set is used to assess the impact of data changes. Any data update that leads to a change of 2% or more in the distance to frontier gap is classified as a reform (for more details, see the chapter on the distance to frontier and ease of doing business ranking). For example, if the implementation of a new electronic property registration

system reduces time in a way that the overall gap decreases by 2% or more, such change is classified as a reform. On the contrary, minor fee updates or other smaller changes in the indicators that have an aggregate impact of less than 2% on the gap are not classified as a reform, but their impact is still reflected in the most updated indicators for this indicator set.

Second, the overall score on the quality of land administration is also considered as a criterion. Any change of 1 point or more on the overall quality score is acknowledged as a reform. For instance, the completion of the geographic coverage of the land registry of the business city (2 points) is considered as a reform.

The data details on registering property can be found for each economy at <http://www.doingbusiness.org>.

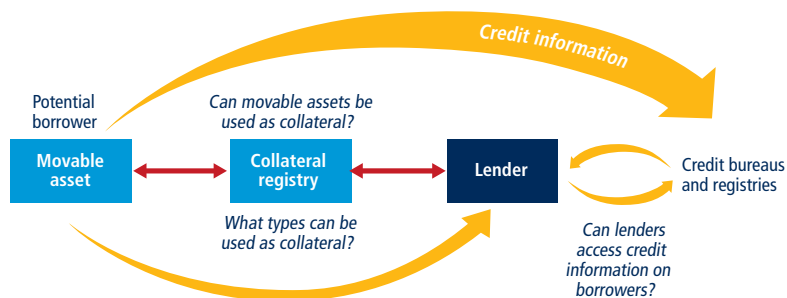
GETTING CREDIT

Doing Business measures the legal rights of borrowers and lenders with respect to secured transactions through one set of indicators and the reporting of credit information through another. The first set of indicators measures whether certain features that facilitate lending exist within the applicable collateral and bankruptcy laws. The second set measures the coverage, scope and accessibility of credit information available through credit reporting service providers such as credit bureaus or credit registries (figure 8.9). The ranking of economies on the ease of getting credit is determined by sorting their distance to frontier scores for getting credit. These scores are the distance to frontier score for the sum of the strength of legal rights index and the depth of credit information index (figure 8.10).

LEGAL RIGHTS OF BORROWERS AND LENDERS

The data on the legal rights of borrowers and lenders are gathered through a questionnaire administered to financial

FIGURE 8.9 Do lenders have credit information on entrepreneurs seeking credit? Is the law favorable to borrowers and lenders using movable assets as collateral?



lawyers and verified through analysis of laws and regulations as well as public sources of information on collateral and bankruptcy laws. Questionnaire responses are verified through several rounds of follow-up communication with respondents as well as by contacting third parties and consulting public sources. The questionnaire data are confirmed through teleconference calls or on-site visits in all economies.

Strength of legal rights index

The strength of legal rights index measures the degree to which collateral and bankruptcy laws protect the rights of borrowers and lenders and thus facilitate lending (table 8.9). For each economy it is first determined whether a unitary secured transactions system exists. Then two case scenarios, case A and case B, are used to determine how a nonpossessory security interest is created, publicized and enforced according to the law. Special emphasis is given to how the collateral registry operates (if registration of security interests is possible). The case scenarios involve a secured borrower, company ABC, and a secured lender, BizBank.

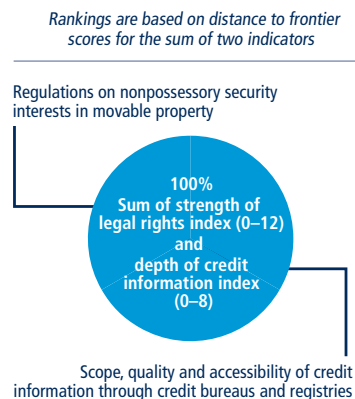
In some economies the legal framework for secured transactions will allow only case A or case B (not both) to apply.

Both cases examine the same set of legal provisions relating to the use of movable collateral.

Several assumptions about the secured borrower (ABC) and lender (BizBank) are used:

- ABC is a domestic limited liability company (or its legal equivalent).
- ABC has up to 50 employees.
- ABC has its headquarters and only base of operations in the economy's largest business city. For 11 economies the data are also collected for the

FIGURE 8.10 Getting credit: collateral rules and credit information



Note: Credit bureau coverage and credit registry coverage are measured but do not count for the rankings.

second largest business city (table 8A.1).

- Both ABC and BizBank are 100% domestically owned.

The case scenarios also involve assumptions. In case A, as collateral for the loan, ABC grants BizBank a nonpossessory security interest in one category of movable assets, for example, its machinery or its inventory. ABC wants to keep both possession and ownership of the collateral. In economies where the law does not allow nonpossessory security interests in movable property, ABC and BizBank use a fiduciary transfer-of-title arrangement (or a similar substitute for nonpossessory security interests).

In case B, ABC grants BizBank a business charge, enterprise charge, floating charge or any charge that gives BizBank a security interest over ABC's combined movable assets (or as much of ABC's movable assets as possible). ABC keeps ownership and possession of the assets.

The strength of legal rights index covers functional equivalents to security interests in movable assets (such as financial leases and sales with retention of title) only in its first component, to assess how integrated or unified the economy's legal framework for secured transactions is.

The strength of legal rights index includes 10 aspects related to legal rights in collateral law and 2 aspects in bankruptcy law. A score of 1 is assigned for each of the following features of the laws:

- The economy has an integrated or unified legal framework for secured transactions that extends to the creation, publicity and enforcement of four functional equivalents to security interests in movable assets: fiduciary transfers of title; financial leases; assignments or transfers of receivables; and sales with retention of title.
- The law allows a business to grant a nonpossessory security right in a single category of movable assets (such as machinery or inventory), without requiring a specific description of the collateral.
- The law allows a business to grant a nonpossessory security right in substantially all its movable assets, without requiring a specific description of the collateral.
- A security right can be given over future or after-acquired assets and extends automatically to the products, proceeds and replacements of the original assets.
- A general description of debts and obligations is permitted in the collateral agreement and in registration documents, all types of debts and obligations can be secured between the parties, and the collateral agreement can include a maximum amount for which the assets are encumbered.
- A collateral registry or registration institution for security interests granted over movable property by incorporated and nonincorporated entities is in operation, unified geographically and with an electronic database indexed by debtors' names.
- The collateral registry is a notice-based registry—a registry that files only a notice of the existence of a security interest (not the underlying documents) and does not perform a legal review of the transaction. The registry also publicizes functional equivalents to security interests.

- The collateral registry has modern features such as those that allow secured creditors (or their representatives) to register, search, amend or cancel security interests online.
- Secured creditors are paid first (for example, before tax claims and employee claims) when a debtor defaults outside an insolvency procedure.
- Secured creditors are paid first (for example, before tax claims and employee claims) when a business is liquidated.
- Secured creditors are subject to an automatic stay on enforcement procedures when a debtor enters a court-supervised reorganization procedure, but the law protects secured creditors' rights by providing clear grounds for relief from the automatic stay (for example, if the movable property is in danger) and setting a time limit for it.
- The law allows parties to agree in the collateral agreement that the lender may enforce its security right out of court; the law allows public and private auctions and also permits the secured creditor to take the asset in satisfaction of the debt.

The index ranges from 0 to 12, with higher scores indicating that collateral and bankruptcy laws are better designed to expand access to credit.

REFORMS

The strength of legal rights index tracks changes related to secured transactions and insolvency every year. Depending on the impact on the data, certain changes are classified as reforms and listed in the summaries of *Doing Business* reforms in 2016/2017 section of the report in order to acknowledge the implementation of significant changes. Reforms are divided in two types: those that make it easier to do business and those changes that make it more difficult to do business. The strength of legal rights index uses the following criteria to recognize a reform.

All changes in laws and regulations that have any impact on the economy's score

TABLE 8.9 What do the getting credit indicators measure?

Strength of legal rights index (0–12)

Protection of rights of borrowers and lenders through collateral laws (0–10)

Protection of secured creditors' rights through bankruptcy laws (0–2)

Depth of credit information index (0–8)

Scope and accessibility of credit information distributed by credit bureaus and credit registries (0–8)

Credit bureau coverage (% of adults)

Number of individuals and firms listed in the largest credit bureau as percentage of adult population

Credit registry coverage (% of adults)

Number of individuals and firms listed in a credit registry as percentage of adult population

on the existence of a secured transaction legal framework which regulates the creation, publicity and enforcement of nonpossessory security interests and their functional equivalents. Each year, new laws and amendments are evaluated to see if they facilitate obtaining credit by small and medium enterprises, allowing for maximum flexibility in the choice of assets which can be used as collateral. Guidelines, model rules, principles, recommendations and case law are excluded.

Reforms impacting the strength of legal rights index include amendments to or the introduction of a secured transactions act, insolvency code, or civil code as well as the establishment or modernization of any of the features of a collateral registry as measured by the indicators. For example, introducing a law which provides for a collateral registry and actually establishing that collateral registry—which is geographically centralized, unified for all types of movable assets and for both incorporated and non-incorporated entities searchable by debtor's name—would represent a reform with a 1 point increase and would therefore be acknowledged in the report.

CREDIT INFORMATION

The data on the reporting of credit information are built in two stages. First, banking supervision authorities and public information sources are surveyed to confirm the presence of a credit reporting service provider, such as a credit bureau or credit registry. Second, when applicable, a detailed questionnaire on the credit bureau's or credit registry's structure, laws and associated rules is administered to the entity itself. Questionnaire responses are verified through several rounds of follow-up communication with respondents as well as by contacting third parties and consulting public sources. The questionnaire data are confirmed through teleconference calls or on-site visits in all economies.

Depth of credit information index

The depth of credit information index measures rules and practices affecting the coverage, scope and accessibility of credit information available through either a credit bureau or a credit registry.

A score of 1 is assigned for each of the following eight features of the credit bureau or credit registry (or both):

- Data on firms and individuals are distributed.
- Both positive credit information (for example, original loan amounts, outstanding loan amounts and a pattern of on-time repayments) and negative information (for example, late payments and the number and amount of defaults) are distributed.
- Data from retailers or utility companies are distributed in addition to data from financial institutions.
- At least two years of historical data are distributed. Credit bureaus and registries that erase data on defaults as soon as they are repaid or distribute negative information more than 10 years after defaults are repaid receive a score of 0 for this component.
- Data on loan amounts below 1% of income per capita are distributed.
- By law, borrowers have the right to access their data in the largest credit bureau or registry in the economy. Credit bureaus and registries that charge more than 1% of income per capita for borrowers to inspect their data receive a score of 0 for this component.
- Banks and other financial institutions have online access to the credit information (for example, through a web interface, a system-to-system connection or both).
- Bureau or registry credit scores are offered as a value-added service to help banks and other financial institutions assess the creditworthiness of borrowers.

The index ranges from 0 to 8, with higher values indicating the availability of more

credit information, from either a credit bureau or a credit registry, to facilitate lending decisions. If the credit bureau or registry is not operational or covers less than 5% of the adult population, the score on the depth of credit information index is 0.

In Lithuania, for example, both a credit bureau and a credit registry operate. Both distribute data on firms and individuals (a score of 1). Although the credit registry does not distribute data on on-time repayments, the credit bureau distributes full positive and negative credit information (a score of 1). While the credit registry does not distribute data from retailers or utilities, the credit bureau does (a score of 1). Both distribute at least two years of historical data (a score of 1). Although the credit registry has a threshold of €290, the credit bureau distributes data on loans of any value (a score of 1). Borrowers have the right to access their data in both the credit bureau and the credit registry free of charge once a year (a score of 1). Both entities provide data users access to databases through a web interface (a score of 1). Although the credit registry does not provide credit scores, the credit bureau does (a score of 1). Adding these numbers gives Lithuania a score of 8 on the depth of credit information index.

Credit bureau coverage

Credit bureau coverage reports the number of individuals and firms listed in a credit bureau's database as of January 1, 2017, with information on their borrowing history within the past five years, plus the number of individuals and firms that have had no borrowing history in the past five years but for which a lender requested a credit report from the bureau in the period between January 2, 2016, and January 1, 2017. The number is expressed as a percentage of the adult population (the population age 15 and above in 2016 according to the World Bank's World Development Indicators). A credit bureau is defined as a private firm or nonprofit organization that maintains a database

on the creditworthiness of borrowers (individuals or firms) in the financial system and facilitates the exchange of credit information among creditors. (Many credit bureaus support banking and overall financial supervision activities in practice, though this is not their primary objective.) Credit investigative bureaus that do not directly facilitate information exchange among banks and other financial institutions are not considered. If no credit bureau operates, the coverage value is 0.0%.

Credit registry coverage

Credit registry coverage reports the number of individuals and firms listed in a credit registry's database as of January 1, 2017, with information on their borrowing history within the past five years, plus the number of individuals and firms that have had no borrowing history in the past five years but for which a lender requested a credit report from the registry in the period between January 2, 2016, and January 1, 2017. The number is expressed as a percentage of the adult population (the population age 15 and above in 2016 according to the World Bank's World Development Indicators). A credit registry is defined as a database managed by the public sector, usually by the central bank or the superintendent of banks, that collects information on the creditworthiness of borrowers (individuals or firms) in the financial system and facilitates the exchange of credit information among banks and other regulated financial institutions (while their primary objective is to assist banking supervision). If no credit registry operates, the coverage value is 0.0%.

REFORMS

The depth of credit information index tracks changes related to the coverage, scope and accessibility of credit information available through either a credit bureau or a credit registry every year. Depending on the impact on the data, certain changes are classified as reforms and listed in the summaries of *Doing Business* reforms in 2016/2017 section of the report in order

to acknowledge the implementation of significant changes. Reforms are divided into two types: those that make it easier to do business and those changes that make it more difficult to do business. The credit information index uses three criteria to recognize a reform.

First, all changes in laws, regulations and practices that have any impact on the economy's score on the credit information index are classified as reforms. Examples of reforms impacting the index include measures to distribute positive credit data in addition to negative data, the distribution of credit data from utilities or retailers or the introduction of credit scores as a value-added service. Any change that improves the score of a given economy in any of the eight features of the index is considered a reform. Some reforms can have an impact in more than one feature. For example, the introduction of a new credit bureau covering more than 5% of the adult population that distributes information on firms and individuals, as well as positive and negative data and provides online access to data users, represents a 3 point increase in the index. In contrast, the introduction of legislation that guarantees borrowers' rights to access their data in the largest credit bureau or registry in the economy represents a reform with a 1 point increase in the index.

Second, changes that increase the coverage of the largest credit bureau or registry in an economy above 5% of the adult population may also be classified as reforms. According to the getting credit methodology, if the credit bureau or registry is not operational or covers less than 5% of the adult population, the score on the depth of credit information index is 0. The impact of the reform will depend on the characteristics of the economy's credit reporting system as it relates to the eight features of the index. Expanded coverage that does not reach 5% of the adult population is not classified as a reform but the impact is still reflected on the most updated statistics.

Third, occasionally the credit information index will acknowledge legislative changes with no current impact on the data as reforms. This option is typically reserved to legislative changes of exceptional magnitude, such as the introduction of laws allowing the operation of credit bureaus or laws on personal data protection.

The data details on getting credit can be found for each economy at <http://www.doingbusiness.org>. The initial methodology was developed by Djankov, McLiesh and Shleifer (2007) and is adopted here with minor changes.

PROTECTING MINORITY INVESTORS

Doing Business measures the protection of minority investors from conflicts of interest through one set of indicators and shareholders' rights in corporate governance through another (table 8.10). The data come from a questionnaire administered to corporate and securities lawyers and are based on securities regulations, company laws, civil procedure codes and court rules of evidence. The ranking of economies on the strength of minority investor protections is determined by sorting their distance to frontier scores for protecting minority investors. These scores are the simple average of the distance to frontier scores for the extent of conflict of interest regulation index and the extent of shareholder governance index (figure 8.11).

PROTECTION OF SHAREHOLDERS FROM CONFLICTS OF INTEREST

The extent of conflict of interest regulation index measures the protection of shareholders against directors' misuse of corporate assets for personal gain by distinguishing three dimensions of regulation that address conflicts of interest: transparency of related-party transactions (extent of disclosure index), shareholders' ability to sue and hold directors liable for self-dealing (extent of director liability index) and access to

TABLE 8.10 What do the protecting minority investors indicators measure?

Extent of disclosure index (0–10)	Extent of shareholder rights index (0–10)
Review and approval requirements for related-party transactions	Shareholders' rights and role in major corporate decisions
Internal, immediate and periodic disclosure requirements for related-party transactions	
Extent of director liability index (0–10)	Extent of ownership and control index (0–10)
Minority shareholders' ability to sue and hold interested directors liable for prejudicial related-party transactions	Governance safeguards protecting shareholders from undue board control and entrenchment
Available legal remedies (damages, disgorgement of profits, disqualification, rescission of transactions)	
Ease of shareholder suits index (0–10)	Extent of corporate transparency index (0–10)
Access to internal corporate documents	Corporate transparency on significant owners, executive compensation, annual meetings and audits
Evidence obtainable during trial	
Allocation of legal expenses	
Extent of conflict of interest regulation index (0–10)	Extent of shareholder governance index (0–10)
Simple average of the extent of disclosure, extent of director liability and ease of shareholder suits indices	Simple average of the extent of shareholder rights, extent of ownership and control and extent of corporate transparency indices
Strength of minority investor protection index (0–10)	
Simple average of the extent of conflict of interest regulation and extent of shareholder governance indices	

evidence and allocation of legal expenses in shareholder litigation (ease of shareholder suits index). To make the data comparable across economies, several assumptions about the business and the transaction are used (figure 8.12).

Assumptions about the business

The business (Buyer):

- Is a publicly traded corporation listed on the economy's most important stock exchange. If the number of

publicly traded companies listed on that exchange is less than 10, or if there is no stock exchange in the economy, it is assumed that Buyer is a large private company with multiple shareholders.

- Has a board of directors and a chief executive officer (CEO) who may legally act on behalf of Buyer where permitted, even if this is not specifically required by law.
- Has a supervisory board (applicable to economies with a two-tier board

system) on which 60% of the shareholder-elected members have been appointed by Mr. James, who is Buyer's controlling shareholder and a member of Buyer's board of directors.

- Has not adopted any bylaws or articles of association that go beyond the minimum requirements. Does not follow codes, principles, recommendations or guidelines that are not mandatory.
- Is a manufacturing company with its own distribution network.

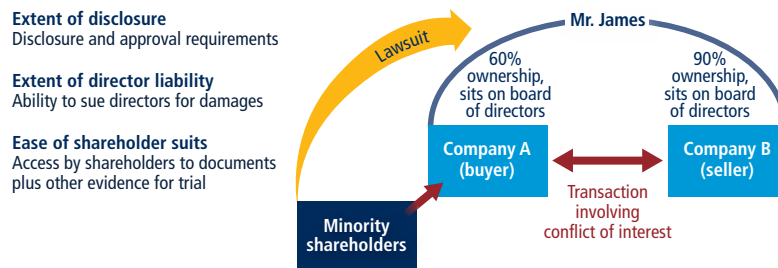
Assumptions about the transaction

- Mr. James owns 60% of Buyer and elected two directors to Buyer's five-member board.
- Mr. James also owns 90% of Seller, a company that operates a chain of retail hardware stores. Seller recently closed a large number of its stores.
- Mr. James proposes that Buyer purchase Seller's unused fleet of trucks to expand Buyer's distribution of its food products, a proposal to which Buyer agrees. The price is equal to 10% of Buyer's assets and is higher than the market value.
- The proposed transaction is part of the company's ordinary course of business and is not outside the authority of the company.
- Buyer enters into the transaction. All required approvals are obtained, and all required disclosures made (that is, the transaction is not fraudulent).

FIGURE 8.11 Protecting minority investors: shareholders' rights in conflicts of interest and corporate governance



FIGURE 8.12 How well are minority shareholders protected from conflicts of interest?



- The transaction causes damages to Buyer. Shareholders sue Mr. James and the other parties that approved the transaction.

Extent of disclosure index

The extent of disclosure index has five components:

- Which corporate body can provide legally sufficient approval for the transaction. A score of 0 is assigned if it is the CEO or the managing director alone; 1 if the board of directors, the supervisory board or shareholders must vote and Mr. James is permitted to vote; 2 if the board of directors or the supervisory board must vote and Mr. James is not permitted to vote; 3 if shareholders must vote and Mr. James is not permitted to vote.
- Whether it is required that an external body, for example, an external auditor, review the transaction before it takes place. A score of 0 is assigned if no; 1 if yes.
- Whether disclosure by Mr. James to the board of directors or the supervisory board is required. A score of 0 is assigned if no disclosure is required; 1 if a general disclosure of the existence of a conflict of interest is required without any specifics; 2 if full disclosure of all material facts relating to Mr. James's interest in the Buyer-Seller transaction is required.
- Whether immediate disclosure of the transaction to the public, the regulator or the shareholders is required.⁴ A score of 0 is assigned if no disclosure is required; 1 if disclosure on the terms of the transaction is required but not on Mr. James's conflict of interest; 2 if disclosure on both the terms and Mr. James's conflict of interest is required.
- Whether disclosure in the annual report is required. A score of 0 is assigned if no disclosure on the transaction is required; 1 if disclosure on the terms of the transaction is required but not on Mr. James's conflict of interest; 2 if disclosure on both the terms and Mr. James's conflict of interest is required.

The index ranges from 0 to 10, with higher values indicating greater disclosure. In Poland, for example, the board of directors must approve the transaction and Mr. James is not allowed to vote (a score of 2). Poland does not require an external body to review the transaction (a score of 0). Before the transaction Mr. James must disclose his conflict of interest to the other directors, but he is not required to provide specific information about it (a score of 1). Buyer is required to disclose immediately all information affecting the stock price, including the conflict of interest (a score of 2). In its annual report Buyer must also disclose the terms of the transaction and Mr. James's ownership in Buyer and Seller (a score of 2). Adding these numbers gives Poland a score of 7 on the extent of disclosure index.

Extent of director liability index

The extent of director liability index has seven components:⁵

- Whether shareholder plaintiffs are able to sue directly or derivatively for the damage the transaction causes to the company. A score of 0 is assigned if suits are unavailable or are available only for shareholders holding more than 10% of the company's share capital; 1 if direct or derivative suits are available for shareholders holding 10% of share capital.
- Whether a shareholder plaintiff is able to hold Mr. James liable for the damage the Buyer-Seller transaction causes to the company. A score of 0 is assigned if Mr. James cannot be held liable or can be held liable only for fraud, bad faith or gross negligence; 1 if Mr. James can be held liable only if he influenced the approval of the transaction or was negligent; 2 if Mr. James can be held liable when the transaction is unfair or prejudicial to the other shareholders.
- Whether a shareholder plaintiff is able to hold the approving body (the CEO, members of the board of directors or members of the supervisory board) liable for the damage the transaction causes to the company. A score of

0 is assigned if the approving body cannot be held liable or can be held liable only for fraud, bad faith or gross negligence; 1 if the approving body can be held liable for negligence; 2 if the approving body can be held liable when the transaction is unfair or prejudicial to the other shareholders.

- Whether Mr. James pays damages for the harm caused to the company upon a successful claim by the shareholder plaintiff. A score of 0 is assigned if no; 1 if yes.
- Whether Mr. James repays profits made from the transaction upon a successful claim by the shareholder plaintiff. A score of 0 is assigned if no; 1 if yes.
- Whether Mr. James is disqualified upon a successful claim by the shareholder plaintiff. A score of 0 is assigned if no; 1 if he is disqualified—that is, disallowed from representing or holding a managerial position in any company for a year or more.
- Whether a court can void the transaction upon a successful claim by a shareholder plaintiff. A score of 0 is assigned if rescission is unavailable or is available only in case of fraud, bad faith or gross negligence; 1 if rescission is available when the transaction is oppressive or prejudicial to the other shareholders; 2 if rescission is available when the transaction is unfair or entails a conflict of interest.

The index ranges from 0 to 10, with higher values indicating greater liability of directors. In Austria, for example, derivative suits are available for shareholders holding 10% of share capital (a score of 1). Assuming that the prejudicial transaction was duly approved and disclosed, in order to hold Mr. James liable a plaintiff must prove that Mr. James influenced the approving body or acted negligently (a score of 1). To hold the other directors liable, a plaintiff must prove that they acted negligently (a score of 1). If Mr. James is found liable, he must pay damages (a score of 1) and is required to disgorge his profits (a score of 1). Mr. James

can be neither fined and imprisoned nor disqualified (a score of 0). The prejudicial transaction cannot be voided (a score of 0). Adding these numbers gives Austria a score of 5 on the extent of director liability index.

Ease of shareholder suits index

The ease of shareholder suits index has six components:

- Whether shareholders owning 10% of the company's share capital have the right to inspect the transaction documents before filing suit or request that a government inspector investigate the Buyer-Seller transaction without filing suit. A score of 0 is assigned if no; 1 if yes.
- What range of documents is available to the shareholder plaintiff from the defendant and witnesses during trial. A score of 1 is assigned for each of the following types of documents available: information that the defendant has indicated he intends to rely on for his defense; information that directly proves specific facts in the plaintiff's claim; and any information relevant to the subject matter of the claim.
- Whether the plaintiff can obtain categories of relevant documents from the defendant without identifying each document specifically. A score of 0 is assigned if no; 1 if yes.
- Whether the plaintiff can directly examine the defendant and witnesses during trial. A score of 0 is assigned if no; 1 if yes, with prior approval of the questions by the judge; 2 if yes, without prior approval.
- Whether the standard of proof for civil suits is lower than that for a criminal case. A score of 0 is assigned if no; 1 if yes.
- Whether shareholder plaintiffs can recover their legal expenses from the company. A score of 0 is assigned if no; 1 if plaintiffs can recover their legal expenses from the company only upon a successful outcome of their legal action or if payment of their attorney fees is contingent on a successful outcome; 2 if plaintiffs can

recover their legal expenses from the company regardless of the outcome of their legal action.

The index ranges from 0 to 10, with higher values indicating greater powers of shareholders to challenge the transaction. In Croatia, for example, a shareholder holding 10% of Buyer's shares can request that a government inspector review suspected mismanagement by Mr. James and the CEO without filing suit in court (a score of 1). The plaintiff can access documents that the defendant intends to rely on for his defense (a score of 1). The plaintiff must specifically identify the documents being sought (for example, the Buyer-Seller purchase agreement of July 15, 2015) and cannot simply request categories (for example, all documents related to the transaction) (a score of 0). The plaintiff can examine the defendant and witnesses during trial, without prior approval of the questions by the court (a score of 2). The standard of proof for civil suits is preponderance of the evidence, while the standard for a criminal case is beyond a reasonable doubt (a score of 1). The plaintiff can recover legal expenses from the company only upon a successful outcome of the legal action (a score of 1). Adding these numbers gives Croatia a score of 6 on the ease of shareholder suits index.

Extent of conflict of interest regulation index

The extent of conflict of interest regulation index is the average of the extent of disclosure index, the extent of director liability index and the ease of shareholder suits index. The index ranges from 0 to 10, with higher values indicating stronger regulation of conflicts of interest.

SHAREHOLDERS' RIGHTS IN CORPORATE GOVERNANCE

The extent of shareholder governance index measures shareholders' rights in corporate governance by distinguishing three dimensions of good governance:

shareholders' rights and role in major corporate decisions (extent of shareholder rights index), governance safeguards protecting shareholders from undue board control and entrenchment (extent of ownership and control index) and corporate transparency on ownership stakes, compensation, audits and financial prospects (extent of corporate transparency index). The index also measures whether a subset of relevant rights and safeguards are available in limited companies.

Assumptions about the business

- The business (Buyer) is a publicly traded corporation listed on the economy's most important stock exchange. If there is no stock exchange in the economy, it is assumed that Buyer is a large private company with multiple shareholders. Examples of company forms that can be listed and have a large number of shareholders include: the Joint Stock Company (JSC), the Public Limited Company (PLC), the C Corporation, the Societas Europaea (SE), the Aktiengesellschaft (AG) and the Société Anonyme/Sociedad Anónima (SA).
- In 10 of the questions, the assessment is made "assuming that Buyer is a limited company." Buyer is instead a limited liability company or its functional equivalent: a distinct and simpler company form that cannot offer shares to the public. Examples include the Private Limited Company (Ltd), the Limited Liability Company (LLC), the Sociedad de Responsabilidad Limitada (SRL), the Gesellschaft mit beschränkter Haftung (GmbH) and the Société à Responsabilité Limitée (SARL).

Extent of shareholder rights index

For each component of the extent of shareholder rights index, a score of 0 is assigned if the answer is no; 1 if yes. The index has 10 components:

- Whether the sale of 51% of Buyer's assets requires shareholder approval.

- Whether shareholders representing 10% of Buyer's share capital have the right to call for an extraordinary meeting of shareholders.
- Whether Buyer must obtain its shareholders' approval every time it issues new shares.
- Whether shareholders automatically receive preemption or subscription rights every time Buyer issues new shares.
- Whether the election and dismissal of the external auditor must be approved by the shareholders.
- Whether changes to rights associated with a class of shares are only possible if the holders of the affected shares approve those changes.
- Assuming that Buyer is a limited company, whether the sale of 51% of Buyer's assets requires member approval.
- Assuming that Buyer is a limited company, whether members representing 10% have the right to call for a meeting of members.
- Assuming that Buyer is a limited company, whether all members must consent to add a new member.
- Assuming that Buyer is a limited company, whether members must first offer their interest to the existing members before they can sell to non-members.
- Whether a potential acquirer must make a tender offer to all shareholders upon acquiring 50% of Buyer.
- Whether Buyer must pay declared dividends within a maximum period set by law.
- Whether a subsidiary cannot acquire shares issued by its parent company.
- Assuming that Buyer is a limited company, whether it must have a mechanism to resolve disagreements among members.
- Assuming that Buyer is a limited company, whether a potential acquirer must make a tender offer to all members upon acquiring 50% of Buyer.
- Assuming that Buyer is a limited company, whether Buyer must distribute profits within a maximum period set by law.

Extent of corporate transparency index

For each component of the extent of corporate transparency index, a score of 0 is assigned if the answer is no; 1 if yes. The index has 10 components:

- Whether Buyer must disclose direct and indirect beneficial ownership stakes representing 5%.
- Whether Buyer must disclose information about board members' primary employment and directorships in other companies.
- Whether Buyer must disclose the compensation of individual managers.
- Whether a detailed notice of general meeting must be sent 21 calendar days before the meeting.
- Whether shareholders representing 5% of Buyer's share capital can put items on the general meeting agenda.
- Whether Buyer's annual financial statements must be audited by an external auditor.
- Whether Buyer must disclose its audit reports to the public.
- Assuming that Buyer is a limited company, whether members must meet at least once a year.
- Assuming that Buyer is a limited company, whether members

representing 5% can put items on the meeting agenda.

- Assuming that Buyer is a limited company larger than a threshold set by law, whether its annual financial statements must be audited by an external auditor.

Extent of shareholder governance index

The extent of shareholder governance index is the average of the extent of shareholder rights index, the extent of ownership and control index and the extent of corporate transparency index. The index ranges from 0 to 10, with higher values indicating stronger rights of shareholders in corporate governance.

REFORMS

The protecting minority investors indicator set captures changes related to the regulation of related-party transactions as well as corporate governance every year. Depending on the impact on the data, certain changes are listed in the summaries of *Doing Business* reforms in 2016/2017 section of the report in order to acknowledge the implementation of significant changes. They are divided into two types: reforms that make it easier to do business and changes that make it more difficult to do business. The protecting minority investors indicator set uses the following criteria to recognize a reform.

All legislative and regulatory changes that impact the score assigned to a given economy on any of the 48 questions comprising the six indicators on minority investor protection are classified as a reform. The change must be mandatory, meaning that failure to comply allows shareholders to sue in court or for sanctions to be leveled by a regulatory body such as the company registrar, the capital market authority or the securities and exchange commission. Guidelines, model rules, principles, recommendations and duties to explain in case of non-compliance are excluded. When a change exclusively affects companies that are listed on the stock exchange, it will be captured

Extent of ownership and control index

For each component of the extent of ownership and control index, a score of 0 is assigned if the answer is no; 1 if yes. The index has 10 components:

- Whether the same individual cannot be appointed CEO and chair of the board of directors.
- Whether the board of directors must include independent and nonexecutive board members.
- Whether shareholder can remove members of the board of directors without cause before the end of their term.
- Whether the board of directors must include a separate audit committee.

only if the stock exchange has 10 or more equity listings. If the economy has no stock exchange or a stock exchange with less than 10 equity listings, the change is taken into account only if it affects companies irrespective of whether their shares are listed or not.

Reforms impacting the protecting minority investors indicator set include amendments to or the introduction of a new companies act, commercial code, securities regulation, code of civil procedure, court rules, law, decree, order, supreme court decision, or stock exchange listing rule. The changes must affect the rights and duties of issuers, company managers, directors and shareholders in connection with related-party transactions or, more generally, the aspects of corporate governance measured by the indicators. For example, in a given economy, related-party transactions have to be approved by the board of directors including board members who have a personal financial interest in seeing the transaction succeed. This economy introduces a law requiring that related-party transactions be approved instead by a general meeting of shareholders and that excludes shareholders with conflicting interests from participating in the vote. This law would result in a 2-point increase on the corresponding question in the extent of disclosure index and would therefore be acknowledged in the report.

The data details on protecting minority investors can be found for each economy at <http://www.doingbusiness.org>. The initial methodology was developed by Djankov, La Porta and others (2008).

PAYING TAXES

Doing Business records the taxes and mandatory contributions that a medium-size company must pay in a given year as well as measures of the administrative burden of paying taxes and contributions and complying with postfiling procedures (figure 8.13). The project was developed and implemented in cooperation with PwC.⁶ Taxes and contributions measured include the profit or corporate income tax, social contributions and labor taxes paid by the employer, property taxes, property transfer taxes, dividend tax, capital gains tax, financial transactions tax, waste collection taxes, vehicle and road taxes, and any other small taxes or fees.

The ranking of economies on the ease of paying taxes is determined by sorting their distance to frontier scores for paying taxes. These scores are the simple average of the distance to frontier scores for each of the component indicators (figure 8.14), with a threshold and a nonlinear transformation applied to one of the component indicators, the total tax and contribution rate.⁷ The threshold is defined

as the total tax and contribution rate at the 15th percentile of the overall distribution for all years included in the analysis up to and including *Doing Business* 2015, which is 26.1%. All economies with a total tax and contribution rate below this threshold receive the same score as the economy at the threshold.

The threshold is not based on any economic theory of an “optimal tax rate” that minimizes distortions or maximizes efficiency in an economy’s overall tax system. Instead, it is mainly empirical in nature, set at the lower end of the distribution of tax rates levied on medium-size enterprises in the manufacturing sector as observed through the paying taxes indicators. This reduces the bias in the total tax and contribution rate indicator toward economies that do not need to levy significant taxes on companies like the *Doing Business* standardized case study company because they raise public revenue in other ways—for example, through taxes on foreign companies, through taxes on sectors other than manufacturing or from natural resources (all of which are outside the scope of the methodology).

Doing Business measures all taxes and contributions that are government mandated (at any level—federal, state or local) and that apply to the standardized business and have an impact in its financial

FIGURE 8.13 What are the time, total tax and contribution rate and number of payments necessary for a local medium-size company to pay all taxes and how efficient is it for a local medium-size company to comply with postfiling processes?

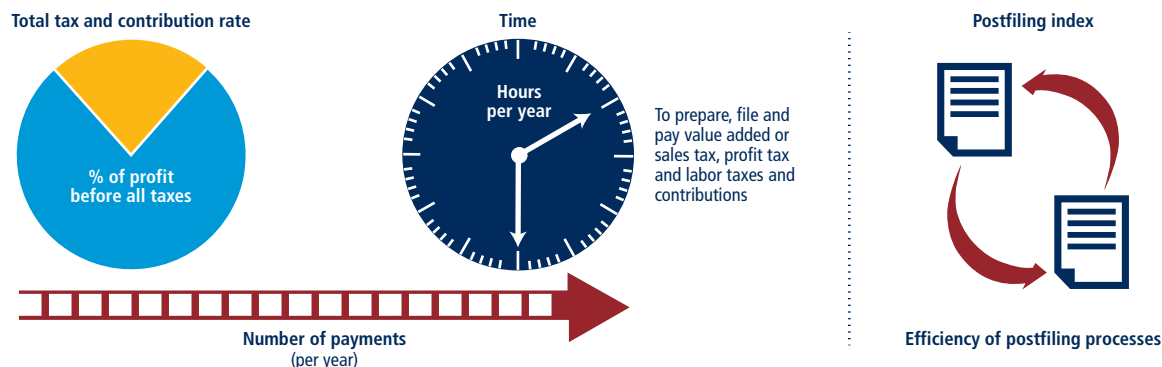
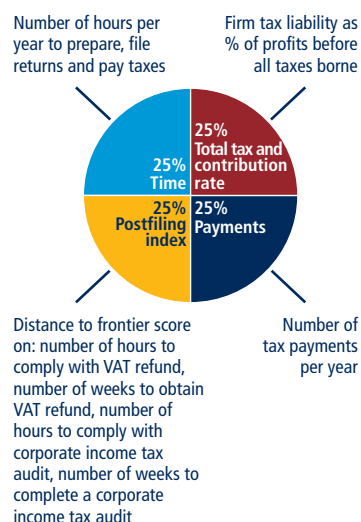


FIGURE 8.14 Paying taxes: tax compliance for a local manufacturing company

Rankings are based on distance to frontier scores for four indicators



Note: All economies below the threshold receive the same score in the total tax and contribution rate component as the economies at the threshold. If both VAT and corporate income tax apply, the postfiling index is the simple average of the distance to frontier scores for each of the four components: time to comply with VAT refund, time to obtain VAT refund, time to comply with corporate income tax audit and time to complete a corporate income tax audit. If only VAT or corporate income tax applies, the postfiling index is the simple average of the scores for only the two components pertaining to the applicable tax. If neither VAT nor corporate income tax applies, the postfiling index is not included in the ranking of the ease of paying taxes.

statements. In doing so, *Doing Business* goes beyond the traditional definition of a tax. As defined for the purposes of government national accounts, taxes include only compulsory, unrequited payments to general government. *Doing Business* departs from this definition because it measures imposed charges that affect business accounts, not government accounts. One main difference relates to labor contributions. The *Doing Business* measure includes government-mandated contributions paid by the employer to a required private pension fund or workers' insurance fund. It includes, for example, Australia's compulsory superannuation guarantee and workers' compensation insurance. For the purpose of calculating the total tax and contribution rate (defined below), only taxes borne are

included. For example, value added taxes (VAT) are generally excluded (provided that they are not irrecoverable) because they do not affect the accounting profits of the business—that is, they are not reflected in the income statement. They are, however, included for the purpose of the compliance measures (time and payments), as they add to the burden of complying with the tax system.

Doing Business uses a case scenario to measure the taxes and contributions paid by a standardized business and the complexity of an economy's tax compliance system. This case scenario uses a set of financial statements and assumptions about transactions made over the course of the year. In each economy tax experts from a number of different firms (in many economies these include PwC) compute the taxes and mandatory contributions due in their jurisdiction based on the standardized case study facts. Information is also compiled on the frequency of filing and payments, the time taken to comply with tax laws in an economy, the time taken to request and process a VAT refund claim and the time taken to comply with and complete a corporate income tax audit. To make the data comparable across economies, several assumptions about the business and the taxes and contributions are used.

Assumptions about the business

The business:

- Is a limited liability, taxable company. If there is more than one type of limited liability company in the economy, the limited liability form most common among domestic firms is chosen. The most common form is reported by incorporation lawyers or the statistical office.
- Started operations on January 1, 2015. At that time the company purchased all the assets shown in its balance sheet and hired all its workers.
- Operates in the economy's largest business city. For 11 economies the data are also collected for the second largest business city (table 8A.1).

- Is 100% domestically owned and has five owners, all of whom are natural persons.
- At the end of 2015, has a start-up capital of 102 times income per capita.
- Performs general industrial or commercial activities. Specifically, it produces ceramic flowerpots and sells them at retail. It does not participate in foreign trade (no import or export) and does not handle products subject to a special tax regime, for example, liquor or tobacco.
- At the beginning of 2016, owns two plots of land, one building, machinery, office equipment, computers and one truck and leases one truck.
- Does not qualify for investment incentives or any benefits apart from those related to the age or size of the company.
- Has 60 employees—4 managers, 8 assistants and 48 workers. All are nationals, and one manager is also an owner. The company pays for additional medical insurance for employees (not mandated by any law) as an additional benefit. In addition, in some economies reimbursable business travel and client entertainment expenses are considered fringe benefits. When applicable, it is assumed that the company pays the fringe benefit tax on this expense or that the benefit becomes taxable income for the employee. The case study assumes no additional salary additions for meals, transportation, education or others. Therefore, even when such benefits are frequent, they are not added to or removed from the taxable gross salaries to arrive at the labor tax or contribution calculation.
- Has a turnover of 1,050 times income per capita.
- Makes a loss in the first year of operation.
- Has a gross margin (pretax) of 20% (that is, sales are 120% of the cost of goods sold).
- Distributes 50% of its net profits as dividends to the owners at the end of the second year.

- Sells one of its plots of land at a profit at the beginning of the second year.
- Is subject to a series of detailed assumptions on expenses and transactions to further standardize the case. For example, the owner who is also a manager spends 10% of income per capita on traveling for the company (20% of this owner's expenses are purely private, 20% are for entertaining customers, and 60% are for business travel). All financial statement variables are proportional to 2012 income per capita (this is an update from *Doing Business 2013* and previous years' reports, where the variables were proportional to 2005 income per capita). For some economies a multiple of two or three times income per capita has been used to estimate the financial statement variables.⁸ The 2012 income per capita was not sufficient to bring the salaries of all the case study employees up to the minimum wage thresholds that exist in these economies.

Assumptions about the taxes and contributions

- All the taxes and contributions recorded are those paid in the second year of operation (calendar year 2016). A tax or contribution is considered distinct if it has a different name or is collected by a different agency. Taxes and contributions with the same name and agency, but charged at different rates depending on the business, are counted as the same tax or contribution.
- The number of times the company pays taxes and contributions in a year is the number of different taxes or contributions multiplied by the frequency of payment (or withholding) for each tax. The frequency of payment includes advance payments (or withholding) as well as regular payments (or withholding).

Tax payments

The tax payments indicator reflects the total number of taxes and contributions paid, the method of payment, the

frequency of payment, the frequency of filing and the number of agencies involved for the standardized case study company during the second year of operation (table 8.11). It includes taxes withheld by the company, such as sales tax, VAT and employee-borne labor taxes. These taxes are traditionally collected by the company from the consumer or employee on behalf of the tax agencies. Although they do not affect the income statements of the company, they add to the administrative burden of complying with the tax system and so are included in the tax payments measure.

The number of payments takes into account electronic filing. Where full electronic filing and payment is allowed and it is used by the majority of medium-size businesses, the tax is counted as paid once a year even if filings and payments are more frequent. For payments made through third parties, such as tax on interest paid by a financial institution or fuel tax paid by a fuel distributor, only one payment is included even if payments are more frequent.

Where two or more taxes or contributions are filed for and paid jointly using the same form, each of these joint payments is counted once. For example, if mandatory health insurance contributions and mandatory pension contributions are filed for and paid together, only one of these contributions would be included in the number of payments.

Time

Time is recorded in hours per year. The indicator measures the time taken to prepare, file and pay three major types of taxes and contributions: the corporate income tax, value added or sales tax, and labor taxes, including payroll taxes and social contributions. Preparation time includes the time to collect all information necessary to compute the tax payable and to calculate the amount payable. If separate accounting books must be kept for tax purposes—or separate calculations made—the time associated with these processes is included. This

TABLE 8.11 What do the paying taxes indicators measure?

Tax payments for a manufacturing company in 2016 (number per year adjusted for electronic and joint filing and payment)

Total number of taxes and contributions paid, including consumption taxes (value added tax, sales tax or goods and service tax)

Method and frequency of filing and payment

Time required to comply with three major taxes (hours per year)

Collecting information and computing the tax payable

Completing tax return forms, filing with proper agencies

Arranging payment or withholding

Preparing separate mandatory tax accounting books, if required

Total tax and contribution rate (% of profit before all taxes)

Profit or corporate income tax

Social contributions and labor taxes paid by the employer

Property and property transfer taxes

Dividend, capital gains and financial transactions taxes

Waste collection, vehicle, road and other taxes

Postfiling index

Compliance time of a VAT refund process

Time to receive a VAT refund

Compliance time of correcting an error in the corporate income tax return including compliance with an audit process if applicable

Time to complete a corporate income tax audit

extra time is included only if the regular accounting work is not enough to fulfill the tax accounting requirements. Filing time includes the time to complete all necessary tax return forms and file the relevant returns at the tax authority. Payment time considers the hours needed to make the payment online or in person. Where taxes and contributions are paid in person, the time includes delays while waiting.

Total tax and contribution rate

The total tax and contribution rate measures the amount of taxes and mandatory contributions borne by the business in the second year of operation, expressed as a share of commercial profit. *Doing Business 2018* reports

the total tax and contribution rate for calendar year 2016. The total amount of taxes and contributions borne is the sum of all the different taxes and contributions payable after accounting for allowable deductions and exemptions. The taxes withheld (such as personal income tax) or collected by the company and remitted to the tax authorities (such as VAT, sales tax or goods and service tax) but not borne by the company are excluded. The taxes included can be divided into five categories: profit or corporate income tax, social contributions and labor taxes paid by the employer (for which all mandatory contributions are included, even if paid to a private entity such as a required pension fund), property taxes, turnover taxes and other taxes (such as municipal fees and vehicle taxes). Fuel taxes are no longer included in the total tax and contribution rate because of the difficulty of computing these taxes in a consistent way for all economies covered. The fuel tax amounts are in most cases very small, and measuring these amounts is often complicated because they depend on fuel consumption. Fuel taxes continue to be counted in the number of payments.

The total tax and contribution rate is designed to provide a comprehensive measure of the cost of all the taxes a business bears. It differs from the statutory tax rate, which merely provides the

factor to be applied to the tax base. In computing the total tax and contribution rate, the actual tax or contribution payable is divided by commercial profit. Data for Iraq are provided as an example (table 8.12).

Commercial profit is essentially net profit before all taxes and contributions borne. It differs from the conventional profit before tax, reported in financial statements. In computing profit before tax, many of the taxes borne by a firm are deductible. In computing commercial profit, these taxes are not deductible. Commercial profit therefore presents a clear picture of the actual profit of a business before any of the taxes it bears in the course of the fiscal year.

Commercial profit is computed as sales minus cost of goods sold, minus gross salaries, minus administrative expenses, minus other expenses, minus provisions, plus capital gains (from the property sale) minus interest expense, plus interest income and minus commercial depreciation. To compute the commercial depreciation, a straight-line depreciation method is applied, with the following rates: 0% for the land, 5% for the building, 10% for the machinery, 33% for the computers, 20% for the office equipment, 20% for the truck and 10% for business development expenses. Commercial profit amounts to 59.4 times income per capita.

The methodology for calculating the total tax and contribution rate is broadly consistent with the Total Tax Contribution framework developed by PwC and the calculation within this framework for taxes borne. But while the work undertaken by PwC is usually based on data received from the largest companies in the economy, *Doing Business* focuses on a case study for a standardized medium-size company.

Postfiling index

The postfiling index is based on four components—time to comply with VAT refund, time to obtain VAT refund, time to comply with corporate income tax audit and time to complete a corporate income tax audit. If both VAT and corporate income tax apply, the postfiling index is the simple average of the distance to frontier scores for each of the four components. If only VAT or corporate income tax applies, the postfiling index is the simple average of the scores for only the two components pertaining to the applicable tax. If neither VAT nor corporate income tax applies, the postfiling index is not included in the ranking of the ease of paying taxes.

The definition of a tax audit includes any interaction between the taxpayer and the tax authority post filing of the tax return and payment of the tax liability due. Tax audit will include a correspondence between the taxpayer and the

TABLE 8.12 Computing the total tax and contribution rate for Iraq

	Statutory rate	Taxable base <i>b</i> (ID)	Actual tax payable $a = r \times b$ (ID)	Commercial profit (ID)	Total tax and contribution rate
Corporate income tax (taxable income)	15	452,461,855	67,869,278	453,188,210	14.98%
Employer paid—Social security contributions (taxable wages)	12	511,191,307	61,342,957	453,188,210	13.54%
Employee paid—Social security contributions (taxable wages)	5.00%	511,191,307			Not included
Stamp duty on contracts	Fixed fee	Varies	Small amount		Small amount
Real Estate Ownership Transfer tax	0%–6%	Value of property	10,480,197	453,188,210	2.31%
Total			139,692,432		30.82%

Source: *Doing Business* database.

Note: Commercial profit is assumed to be 59.4 times income per capita. ID is Iraqi dinar.

* Profit before all taxes borne.

tax authority examining the taxpayers records and dealings to verify whether such taxpayers have correctly assessed and reported their tax liability and fulfilled other obligations.

The indicators are based on expanded case study assumptions.

Assumptions about the VAT refund process

- In June 2016, TaxpayerCo. makes a large capital purchase: one additional machine for manufacturing pots.
- The value of the machine is 65 times income per capita of the economy.
- Sales are equally spread per month (that is, 1,050 times income per capita divided by 12).
- Cost of goods sold are equally expensed per month (that is, 875 times income per capita divided by 12).
- The seller of the machinery is registered for VAT.
- Excess input VAT incurred in June will be fully recovered after four consecutive months if the VAT rate is the same for inputs, sales and the machine and the tax reporting period is every month.
- Input VAT will exceed output VAT in June 2016 (table 8.13).

Assumptions about the corporate income tax audit process

- An error in the calculation of the income tax liability (for example, use of incorrect tax depreciation rates, or incorrectly treating an expense as tax deductible) leads to an incorrect income tax return and consequently an underpayment of corporate income tax.
- TaxpayerCo. discovered the error and voluntarily notified the tax authority of the error in the corporate income tax return.
- The value of the underpaid income tax liability is 5% of the corporate income tax liability due.
- TaxpayerCo. submits the corrected information after the deadline for

TABLE 8.13 Computing the value of the VAT input tax credit for Albania

	VAT rate <i>R</i>	Output VAT <i>R x Sales</i>	Input VAT <i>(R x A + R x B)</i>
Sales = ALL 37,398,864.84	20%	ALL 7,479,772.97	
Capital purchase (A) = ALL 27,782,013.88	20%		ALL 5,556,402.78
Raw material expenses (B) = ALL 31,165,720.70	20%		ALL 6,233,144.14
VAT refund <i>(R x A + R x B) – (R x Sales)</i>			ALL 4,309,773.95

Source: *Doing Business* database.

Note: ALL is Albanian lek.

submitting the annual tax return, but within the tax assessment period.

Time to comply with VAT refund

Time is recorded in hours. The indicator has two parts:

- The process of claiming a VAT refund. Time includes: time spent by TaxpayerCo. on gathering VAT information from internal sources, including time spent on any additional analysis of accounting information and calculating the VAT refund amount; time spent by TaxpayerCo. on preparing the VAT refund claim; time spent by TaxpayerCo. preparing any additional documents that are needed to substantiate the claim for the VAT refund; time spent submitting the VAT refund claim and additional documents if that submission is done separately from the submission of the standard VAT return; time spent making representation at the tax office if required; and time spent by TaxpayerCo. completing any other mandatory activities or tasks associated with the VAT refund (table 8.13). As a continuation of the methodology change in *Doing Business 2017*, the time spent submitting the VAT refund and additional documents—if that submission is done separately from the submission of the standard VAT return—is added starting from *Doing Business 2018*.
- The process of a VAT audit. This is captured if a request for a VAT cash

refund due to a capital purchase triggers an audit in 50% or more of cases. Time includes: time spent by TaxpayerCo. on gathering information and preparing any documentation (information such as receipts, financial statements, pay stubs) as required by the tax auditor; time spent by TaxpayerCo. on submitting the documents requested by the auditor.

A total estimate of zero hours is recorded if the process of claiming a VAT refund is done automatically within the standard VAT return without the need to complete any additional section or part of the return, no additional documents or tasks are required as a result of the input tax credit and in 50% or more of similar cases the company will not be subjected to an audit.

An estimate of half an hour is recorded for submission of documents if the submission is done electronically and is a matter of minutes. An estimate of zero hours is recorded in the case of a field audit if documents are submitted in person and at the taxpayer's premises.

In Kosovo, for example, taxpayers spend 35.5 hours complying with the process of claiming a VAT refund. Taxpayers must submit a special form for a VAT refund request in addition to the standard VAT return. Taxpayers spend two hours gathering information from internal sources and accounting records and 1 hour to prepare the form. Taxpayers must also prepare and

have available for review all purchase and sales invoices for the past three months, a business explanation of VAT overpayment for large purchases or investments, bank statements, any missing tax declaration and a copy of fiscal and VAT certificates. Taxpayers spend four hours preparing these additional documents and five hours and thirty minutes submitting these documents in person at the tax authority office. Taxpayers must also appear in person at the tax office to explain the VAT refund claim and the reasons for the excess input VAT in the month of June. This takes three hours. Additionally, the claim for a VAT refund would trigger a full audit at the taxpayer's premises. Taxpayers spend 20 hours preparing the documents requested by the auditor including purchase and sales invoices, bills, bank transactions, records on accounting software, tax returns and contracts. Taxpayers submit the documents to the auditor in person at their premises (zero hours for submission).

Time to obtain VAT refund

Time is recorded in weeks. Time measures the total waiting time to receive a VAT refund from the moment the request has been submitted. If a request for a VAT cash refund due to a capital purchase will trigger an audit in 50% or more of cases time includes time to start the audit from the moment of claiming the VAT refund, time spent by TaxpayerCo. interacting with the auditor from the moment an audit begins until there are no further interactions between TaxpayerCo. and the auditor (including the various rounds of interactions between TaxpayerCo. and the auditor), the time spent waiting for the tax auditor to issue the final audit decision from the moment TaxpayerCo. has submitted all relevant information and documents and there are no further interactions between TaxpayerCo. and the auditor and the time spent waiting for the release of the VAT refund payment from the moment the final audit decision has been issued by the auditor. As a continuation of the methodology change in *Doing Business 2017*, two new time components are added starting from

Doing Business 2018. These include: time to start the tax audit and time waiting for the release of the VAT refund payment.

Time also includes an average waiting time to submit the refund claim. The average waiting time to submit the refund claim is half a month if the VAT refund claim is filed monthly. The average waiting time to submit the refund claim is one month if the VAT refund claim is filed bimonthly. The average waiting time to submit the refund claim is one and a half months if the VAT refund claim is filed quarterly. The average waiting time to submit the refund claim is three months if the VAT refund claim is filed semi-annually. The average waiting time to submit the refund claim is six months if the VAT refund claim is filed annually.

Time includes the mandatory carry forward time before a VAT refund in cash can be paid. The carry forward time is zero if there is no mandatory carry forward period.

In Albania, for example, it takes 37.0 weeks to receive a VAT refund. The request for a VAT refund triggers an audit by the tax authorities. It takes four weeks for the tax authority to start the audit. Taxpayers spend 8.6 weeks interacting with the auditor and wait four weeks until the final assessment is issued. Taxpayers only receive the VAT refund after the audit is completed. Taxpayers wait five weeks for the release of the VAT refund payment. In Albania the taxpayers must carry forward the VAT refund for three consecutive VAT accounting periods (three months in the case of Albania) before a refund in cash is requested. The three months (13 weeks) carry forward period is included in the total time to receive a VAT refund. The VAT return is filed monthly and thus 0.5 month (2.1 weeks) is included in the total time to receive a VAT refund.

If an economy does not have a VAT, the economy will not be scored on the two indicators for a VAT refund process—time to comply with VAT refund and time to obtain VAT refund. This is the case in

Bahrain. If an economy has a VAT and the purchase of a machine is not subject to VAT, the economy will not be scored on time to comply with VAT refund and time to obtain VAT refund. This is the case in Sierra Leone. If an economy has a VAT that was introduced in calendar year 2016 and there is not sufficient data to assess the refund process, the economy will not be scored on time to comply with VAT refund and time to obtain VAT refund.

If an economy has a VAT but the ability to claim a refund is restricted to specific categories of taxpayers that do not include the case study company, the economy is assigned a score of 0 on the distance to frontier score for time to comply with VAT refund and time to obtain VAT refund. In Bolivia, for example, only exporters are eligible to request a VAT refund. As a result, Bolivia receives a score of 0 on the distance to frontier score for time to comply with VAT refund and time to obtain VAT refund. If an economy has a VAT and the case study company is eligible to claim a refund but cash refunds do not occur in practice, the economy is assigned a score of 0 on the distance to frontier score for time to comply with VAT refund and time to obtain VAT refund. This is the case in Central African Republic. If an economy has a VAT but there is no refund mechanism in place, the economy is assigned a score of 0 on the distance to frontier score for time to comply with VAT refund and time to obtain VAT refund. This is the case in Sudan. If an economy has a VAT but input tax on a capital purchase is a cost on the business, the economy is scored 0 on the distance to frontier score for time to comply with VAT refund and time to obtain VAT refund. This is the case in Myanmar. As a continuation of the methodology change in *Doing Business 2017*, the methodology for the cases of mandatory carry forward of four months or more has been refined. All economies who mandate taxpayers to carry forward the excess input VAT for four months or more before a cash refund can be requested are coded, starting from *Doing Business 2018*, on the time to comply with VAT refund and time to obtain VAT

refund assuming that there is still some VAT credit remaining after the mandatory carry forward has passed.

Time to comply with corporate income tax audit

Time is recorded in hours. The indicator has two parts:

- The process of notifying the tax authorities of the error, amending the return and making additional payment. Time includes: time spent by TaxpayerCo. gathering information and preparing the documents required to notify the tax authorities; time spent by TaxpayerCo. in submitting the documents; and time spent by TaxpayerCo. in making the additional tax payment if the payment is done separately from the submission of the amended corporate income tax return. As a continuation of the methodology change in *Doing Business 2017*, the time spent in making the additional tax payment was added starting from *Doing Business 2018* only if the payment is not done separately from the submission of the amended return.
- The process of complying with a corporate income tax audit. This is captured if self-reporting an error in the corporate income tax return resulting in an underpayment of the corporate income tax due liability triggers an audit in 25% or more of cases. The threshold used for assessing the corporate income tax audit is lower than the threshold used in the case of the VAT cash refund. This is because the case study scenario of self-reporting an error in the corporate income tax return and resulting in an underpayment of the tax liability should only be an issue among a small sample of companies selected for a tax audit. On the contrary to the VAT cash refund, it is common that a one-time request for a VAT cash refund be exposed to a tax audit. Time includes: time spent by TaxpayerCo. on gathering information and preparing any documentation (information such as receipts, financial statements, pay

stubs) as required by the tax auditor; and time spent by TaxpayerCo. in submitting the documents requested by the auditor.

An estimate of half an hour is recorded for submission of documents or payment of the income tax liability due if the submission or payment is done electronically in several minutes. An estimate of zero hours is recorded in the case of a field audit if documents are submitted in person and at the taxpayer's premises.

In the Slovak Republic, for example, taxpayers would submit an amended corporate income tax return electronically. It takes taxpayers one hour to correct the error in the return, half an hour to submit the amended return online and half an hour to make the additional payment online. Amending a corporate income tax return per the case study scenario in the Slovak Republic would not trigger an audit. This brings the total compliance time to two hours.

Time to complete a corporate income tax audit

Time is recorded in weeks. Time includes the time to start an audit from the moment the tax authority has been notified of the error in the corporate income tax return, time spent by TaxpayerCo. interacting with the auditor from the moment an audit begins until there are no further interactions between TaxpayerCo. and the auditor (including the various rounds of interactions between TaxpayerCo. and the auditor), and time spent waiting for the tax auditor to issue the final tax assessment from the moment TaxpayerCo. has submitted all relevant information and documents and there are no further interactions between TaxpayerCo. and the auditor. As a continuation of the methodology change in *Doing Business 2017*, the time to start the tax audit is now taken into account.

Time to complete a corporate income tax audit is recorded as zero if in less than 25% of similar cases the case study company will not go through an audit.

In Switzerland, for example, taxpayers are subject to a single-issue audit conducted at the taxpayer's premises as a result of amending a corporate income tax return per the case study scenario. Taxpayers wait 30 days (4.28 weeks) until the tax authority starts the audit and interact for a total of four days (0.57 weeks) with the auditor and wait for four weeks until the final assessment is issued by the auditor, resulting in a total of 8.86 weeks to complete a corporate income tax audit.

If an economy does not levy corporate income tax, the economy will not be scored on the two indicators: time to comply with corporate income tax audit and time to complete a corporate income tax audit. This is the case in Vanuatu.

An economy receives a "no practice" mark on the payments, time, total tax and contribution rate and postfiling index indicators if the economy does not levy any taxes or mandatory contributions.

REFORMS

The paying taxes indicator set tracks changes related to the different taxes and mandatory contributions that a medium-size company must pay in a given year, the administrative burden of paying taxes and contributions and the administrative burden of complying with two postfiling processes (VAT refund, and tax audit) per calendar year. Depending on the impact on the data, certain changes are classified as reforms and listed in the summaries of *Doing Business* reforms in 2016/2017 section of the report in order to acknowledge the implementation of significant changes. Reforms are divided into two types: those that make it easier to do business and those changes that make it more difficult to do business. The paying taxes indicator set uses one criterion to recognize a reform.

The aggregate gap on the overall distance to frontier of the indicator set is used to assess the impact of data changes. Any data update that leads to a change of 2% or more on the distance to frontier gap is

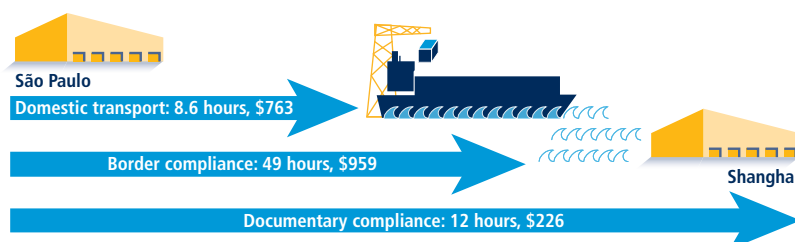
classified as a reform (for more details, see the chapter on the distance to frontier and ease of doing business ranking). For example, if the implementation of a new electronic system for filing or paying one of the three major taxes (corporate income tax, VAT, labor taxes and mandatory contributions) reduces the time or the number of payments in a way that the overall gap decreases by 2% or more, such change is classified as a reform. Alternatively, minor updates to tax rates or fixed charges or other smaller changes in the indicators that have an aggregate impact less than 2% on the gap are not classified as a reform, but their impact is still reflected on the most updated indicators for this indicator set.

The data details on paying taxes can be found for each economy at <http://www.doingbusiness.org>. This methodology was developed by Djankov and others (2010).

TRADING ACROSS BORDERS

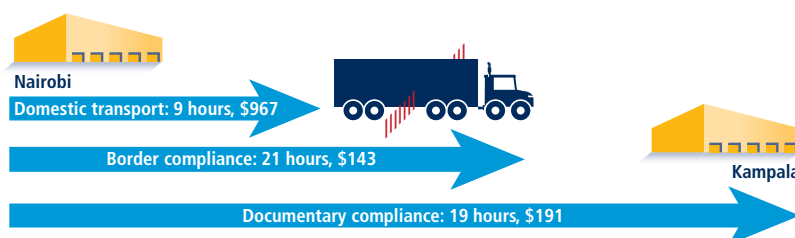
Doing Business records the time and cost associated with the logistical process of exporting and importing goods. *Doing Business* measures the time and cost (excluding tariffs) associated with three sets of procedures—documentary compliance, border compliance and domestic transport—within the overall process of exporting or importing a shipment of goods. Figure 8.15, using the example of Brazil (as exporter) and China (as importer), shows the process of exporting a shipment from a warehouse in the origin economy to a warehouse in an overseas trading partner through a port. Figure 8.16, using the example of Kenya (as exporter) and Uganda (as importer), shows the process of exporting a shipment from a warehouse in the origin economy to a warehouse in a regional trading partner through a land border. The ranking of economies on the ease of trading across borders is determined by sorting their distance to frontier scores for trading across borders. These scores are the simple average of the distance to frontier scores for

FIGURE 8.15 What makes up the time and cost to export to an overseas trading partner?



Source: *Doing Business* database.

FIGURE 8.16 What makes up the time and cost to export to a regional trading partner?



Source: *Doing Business* database.

the time and cost for documentary compliance and border compliance to export and import (figure 8.17).

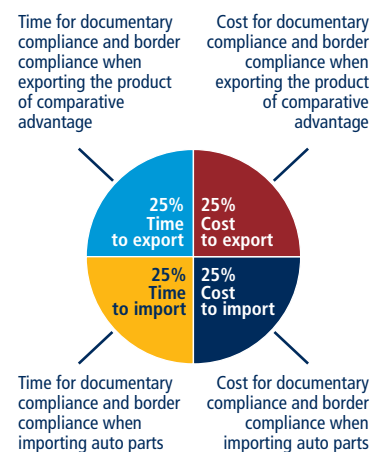
Although *Doing Business* collects and publishes data on the time and cost for domestic transport, it does not use these data in calculating the distance to frontier score for trading across borders or the ranking on the ease of trading across borders. The main reason for this is that the time and cost for domestic transport are affected by many external factors—such as the geography and topography of the transit territory, road capacity and general infrastructure, proximity to the nearest port or border, and the location of warehouses where the traded goods are stored—and so are not directly influenced by an economy's trade policies and reforms.

The data on trading across borders are gathered through a questionnaire administered to local freight forwarders, customs brokers, port authorities and traders.

If an economy has no formal, large-scale, private sector cross-border trade taking place as a result of government restrictions, armed conflict or a natural disaster,

FIGURE 8.17 Trading across borders: time and cost to export and import

Rankings are based on distance to frontier scores for eight indicators



Note: The time and cost for domestic transport and the number of documents to export and import are measured but do not count for the rankings.

it is considered a “no practice” economy. A “no practice” economy receives a distance to frontier score of 0 for all the trading across borders indicators.

Assumptions of the case study

To make the data comparable across economies, several assumptions are made about the traded goods and the transactions:

- For each of the 190 economies covered by *Doing Business*, it is assumed that a shipment is located in a warehouse in the largest business city of the exporting economy and travels to a warehouse in the largest business city of the importing economy. For 11 economies the data are also collected, under the same case study assumptions, for the second largest business city (table 8A.1).
- The import and export case studies assume different traded products. It is assumed that each economy imports a standardized shipment of 15 metric tons of containerized auto parts (HS 8708) from its natural import partner—the economy from which it imports the largest value (price times quantity) of auto parts. It is assumed that each economy exports the product of its comparative advantage (defined by the largest export value) to its natural export partner—the economy that is the largest purchaser of this product. Precious metal and gems, mineral fuels, oil products, live animals, residues and waste of foods and products as well as pharmaceuticals are excluded from the list of possible export products, however, and in these cases the second largest product category is considered as needed.
- A shipment is a unit of trade. Export shipments do not necessarily need to be containerized, while import shipments of auto parts are assumed to be containerized.
- If government fees are determined by the value of the shipment, the value is assumed to be \$50,000.
- The product is new, not secondhand or used merchandise.

- The exporting/importing firm hires and pays for a freight forwarder or customs broker (or both) and pays for all costs related to domestic transport, clearance and mandatory inspections by customs and other agencies, port or border handling, documentary compliance fees and the like.
- The mode of transport is the one most widely used for the chosen export or import product and the trading partner, as is the seaport or land border crossing.
- All electronic submissions of information requested by any government agency in connection with the shipment are considered to be documents obtained, prepared and submitted during the export or import process.
- A port or border is defined as a place (seaport or land border crossing) where merchandise can enter or leave an economy.
- Government agencies considered relevant are agencies such as customs, port authorities, road police, border guards, standardization agencies, ministries or departments of agriculture or industry, national security agencies, central banks and any other government authorities.

Time

Time is measured in hours, and 1 day is 24 hours (for example, 22 days are recorded as $22 \times 24 = 528$ hours). If customs clearance takes 7.5 hours, the data are recorded as is. Alternatively, suppose that documents are submitted to a customs agency at 8:00 a.m., are processed overnight and can be picked up at 8:00 a.m. the next day. In this case the time for customs clearance would be recorded as 24 hours because the actual procedure took 24 hours.

Cost

Insurance cost and informal payments for which no receipt is issued are excluded from the costs recorded. Costs are reported in U.S. dollars. Contributors are asked to convert local currency into U.S. dollars based on the exchange rate prevailing on the day they answer the questionnaire.

Contributors are private sector experts in international trade logistics and are informed about exchange rates and their movements.

Documentary compliance

Documentary compliance captures the time and cost associated with compliance with the documentary requirements of all government agencies of the origin economy, the destination economy and any transit economies (table 8.14). The aim is to measure the total burden of preparing the bundle of documents that will enable completion of the international trade for the product and partner pair assumed in the case study. As a shipment moves from Mumbai to New York City, for example, the freight forwarder must prepare and submit documents to the customs agency in India, to the port authorities in Mumbai and to the customs agency in New York City.

The time and cost for documentary compliance include the time and cost for obtaining documents (such as time spent to get the document issued and stamped); preparing documents (such as time spent gathering information to complete the customs declaration or certificate of origin); processing documents (such as time spent waiting for the relevant authority to issue a phytosanitary certificate); presenting documents (such as time spent showing a port terminal receipt to port authorities); and submitting documents (such as time spent submitting a customs declaration to the customs agency in person or electronically).

All electronic or paper submissions of information requested by any government agency in connection with the shipment are considered to be documents obtained, prepared and submitted during the export or import process. All documents prepared by the freight forwarder or customs broker for the product and partner pair assumed in the case study are included regardless of whether they are required by law or in practice. Any documents prepared and submitted so as to get access

TABLE 8.14 What do the indicators on the time and cost to export and import cover?

Documentary compliance
Obtaining, preparing and submitting documents during transport, clearance, inspections and port or border handling in origin economy
Obtaining, preparing and submitting documents required by destination economy and any transit economies
Covers all documents required by law and in practice, including electronic submissions of information as well as non-shipment-specific documents necessary to complete the trade
Border compliance
Customs clearance and inspections by customs
Inspections by other agencies (if applied to more than 20% of shipments)
Port or border handling at most widely used port or border of economy
Domestic transport
Loading and unloading of shipment at warehouse, dry port or border
Transport by most widely used mode between warehouse and terminal or dry port
Transport by most widely used mode between terminal or dry port and most widely used border or port
Traffic delays and road police checks while shipment is en route

to preferential treatment—for example, a certificate of origin—are included in the calculation of the time and cost for documentary compliance. Any documents prepared and submitted because of a perception that they ease the passage of the shipment are also included (for example, freight forwarders may prepare a packing list because in their experience this reduces the probability of physical or other intrusive inspections).

In addition, any documents that are mandatory for exporting or importing are included in the calculation of time and cost. Documents that need to be obtained only once are not counted, however. And *Doing Business* does not include documents needed to produce and sell in the domestic market—such as certificates of third-party safety standards testing that may be required to sell toys domestically—unless a government agency needs to see these documents during the export process.

Border compliance

Border compliance captures the time and cost associated with compliance with the economy's customs regulations and with regulations relating to other inspections that are mandatory in order for the shipment to cross the economy's border, as well as the time and cost for handling

that takes place at its port or border. The time and cost for this segment include time and cost for customs clearance and inspection procedures conducted by other agencies. For example, the time and cost for conducting a phytosanitary inspection would be included here.

The computation of border compliance time and cost depends on where the border compliance procedures take place, who requires and conducts the procedures and what is the probability that inspections will be conducted. If all customs clearance and other inspections take place at the port or border at the same time, the time estimate for border compliance takes this simultaneity into account. It is entirely possible that the border compliance time and cost could be negligible or zero, as in the case of trade between members of the European Union or other customs unions.

If some or all customs or other inspections take place at other locations, the time and cost for these procedures are added to the time and cost for those that take place at the port or border. In Kazakhstan, for example, all customs clearance and inspections take place at a customs post in Almaty that is not at the land border between Kazakhstan and China. In this case border compliance

time is the sum of the time spent at the terminal in Almaty and the handling time at the border.

Doing Business asks contributors to estimate the time and cost for clearance and inspections by customs agencies—defined as documentary and physical inspections for the purpose of calculating duties by verifying product classification, confirming quantity, determining origin and checking the veracity of other information on the customs declaration. (This category includes all inspections aimed at preventing smuggling.) These are clearance and inspection procedures that take place in the majority of cases and thus are considered the “standard” case. The time and cost estimates capture the efficiency of the customs agency of the economy.

Doing Business also asks contributors to estimate the total time and cost for clearance and inspections by customs and all other agencies for the specified product. These estimates account for inspections related to health, safety, phytosanitary standards, conformity and the like, and thus capture the efficiency of agencies that require and conduct these additional inspections.

If inspections by agencies other than customs are conducted in 20% or fewer cases, the border compliance time and cost measures take into account only clearance and inspections by customs (the standard case). If inspections by other agencies take place in more than 20% of cases, the time and cost measures account for clearance and inspections by all agencies. Different types of inspections may take place with different probabilities—for example, scanning may take place in 100% of cases while physical inspection occurs in 5% of cases. In situations like this, *Doing Business* would count the time only for scanning because it happens in more than 20% of cases while physical inspection does not. The border compliance time and cost for an economy do not include the time and

cost for compliance with the regulations of any other economy.

Domestic transport

Domestic transport captures the time and cost associated with transporting the shipment from a warehouse in the largest business city of the economy to the most widely used seaport or land border of the economy. For 11 economies the data are also collected for the second largest business city (table 8A.1). This set of procedures captures the time for (and cost of) the actual transport; any traffic delays and road police checks; as well as time spent on loading or unloading at the warehouse or border. For a coastal economy with an overseas trading partner, domestic transport captures the time and cost from the loading of the shipment at the warehouse until the shipment reaches the economy's port (figure 8.15). For an economy trading through a land border, domestic transport captures the time and cost from the loading of the shipment at the warehouse until the shipment reaches the economy's land border (figure 8.16).

The time and cost estimates are based on the most widely used mode of transport (truck, train, riverboat) and the most widely used route (road, border posts) as reported by contributors. The time and cost estimates are based on the mode and route chosen by the majority of contributors. For the 11 economies for which data are collected for both the largest and the second largest business city, *Doing Business* allows the most widely used route and the most widely used mode of transport to be different for the two cities. For example, shipments from Delhi are transported by train to Mundra port for export, while shipments from Mumbai travel by truck to Nhava Sheva port to be exported.

In the export case study, as noted, *Doing Business* does not assume a containerized shipment, and time and cost estimates may be based on the transport of 15 tons of noncontainerized products. In the import case study auto parts are

assumed to be containerized. In the cases where cargo is containerized, the time and cost for transport and other procedures are based on a shipment consisting of homogeneous cargo belonging to a single Harmonized System (HS) classification code. This assumption is particularly important for inspections, because shipments of homogeneous products are often subject to fewer and shorter inspections than shipments of products belonging to various HS codes.

In some cases the shipment travels from the warehouse to a customs post or terminal for clearance or inspections and then travels onward to the port or border. In these cases the domestic transport time is the sum of the time for both transport segments. The time and cost for clearance or inspections are included in the measures for border compliance, however, not in those for domestic transport.

REFORMS

The trading across borders indicator set records the time and cost associated with the logistical process of exporting and importing goods every year. Depending on the impact on the data, certain changes are classified as reforms and listed in the summaries of *Doing Business* reforms in 2016/17 section of the report in order to acknowledge the implementation of significant changes. Reforms are divided into two types: those that make it easier to do business and those changes that make it more difficult to do business. The trading across borders indicator set uses a standard criterion to recognize a reform.

The aggregate gap on the overall distance to frontier of the indicator set is used to assess the impact of data changes. Any data update that leads to a change of 2% or more on the distance to frontier gap is classified as a reform (for more details, see the chapter on the distance to frontier and ease of doing business ranking). For example, if the implementation of a single window system reduces time or cost in a way that the overall gap decreases by

2% or more, such change is classified as a reform. Minor shipping fee updates or other small changes on the indicators that have an aggregate impact of less than 2% on the gap are not classified as a reform, yet, but their impact is still reflected on the most updated indicators for this indicator set.

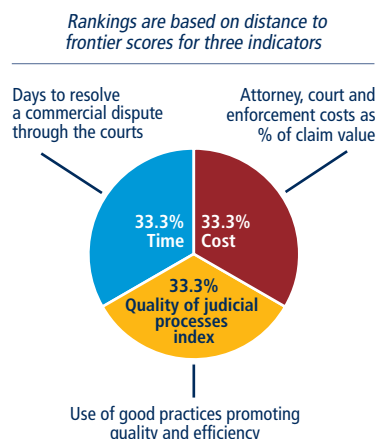
The data details on trading across borders can be found for each economy at <http://www.doingbusiness.org>. This methodology was initially developed by Djankov and others (2008) and was revised in 2015.

ENFORCING CONTRACTS

Doing Business measures the time and cost for resolving a commercial dispute through a local first-instance court (table 8.15) and the quality of judicial processes index, evaluating whether each economy has adopted a series of good practices that promote quality and efficiency in the court system. The data are collected through study of the codes of civil procedure and other court regulations as well as questionnaires completed by local litigation lawyers and judges. The ranking of economies on the ease of enforcing contracts is determined by sorting their distance to frontier scores for enforcing contracts. These scores are the simple average of the distance to frontier scores for each of the component indicators (figure 8.18).

TABLE 8.15 What do the indicators on the efficiency of resolving a commercial dispute measure?	
Time required to enforce a contract through the courts (calendar days)	
Time to file and serve the case	
Time for trial and to obtain the judgment	
Time to enforce the judgment	
Cost required to enforce a contract through the courts (% of claim value)	
Average attorney fees	
Court costs	
Enforcement costs	

FIGURE 8.18 Enforcing contracts: efficiency and quality of commercial dispute resolution



EFFICIENCY OF RESOLVING A COMMERCIAL DISPUTE

The data on time and cost are built by following the step-by-step evolution of a commercial sale dispute (figure 8.19). The data are collected for a specific court for each city covered, under the assumptions about the case described below. The “competent court” is the one with jurisdiction over disputes worth 200% of income per capita or \$5,000, whichever is greater. Whenever more than one court has original jurisdiction over a case comparable to the standardized case study, the data are collected based on the court that would be used by litigants in the majority of cases. The name of the relevant court in each economy is published on the *Doing Business* website at <http://www.doingbusiness.org/data/exploretopics/enforcing-contracts>. For the 11 economies for which the data are also collected for the second largest business city, the name of the relevant court in that city is given as well.

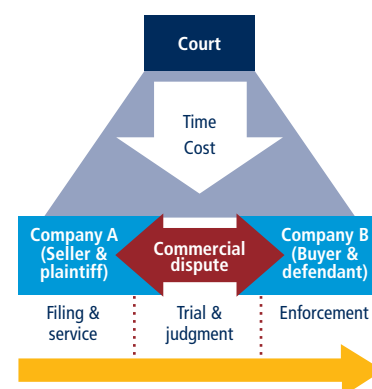
Assumptions about the case

- The value of the claim is equal to 200% of the economy’s income per capita or \$5,000, whichever is greater.
- The dispute concerns a lawful transaction between two businesses (Seller and Buyer), both located in the

economy’s largest business city. For 11 economies the data are also collected for the second largest business city (table 8A.1). Pursuant to a contract between the businesses, Seller sells some custom-made furniture to Buyer worth 200% of the economy’s income per capita or \$5,000, whichever is greater. After Seller delivers the goods to Buyer, Buyer refuses to pay the contract price, alleging that the goods are not of adequate quality. Because they were custom-made, Seller is unable to sell them to anyone else.

- Seller (the plaintiff) sues Buyer (the defendant) to recover the amount under the sales agreement. The dispute is brought before the court located in the economy’s largest business city with jurisdiction over commercial cases worth 200% of income per capita or \$5,000, whichever is greater. As noted, for 11 economies the data are also collected for the second largest business city.
- At the outset of the dispute, Seller decides to attach Buyer’s movable assets (for example, office equipment and vehicles) because Seller fears that Buyer may hide its assets or otherwise become insolvent.
- The claim is disputed on the merits because of Buyer’s allegation that the quality of the goods was not adequate. Because the court cannot decide the case on the basis of documentary evidence or legal title alone, an expert opinion is given on the quality of the goods. If it is standard practice in the economy for each party to call its own expert witness, the parties each call one expert witness. If it is standard practice for the judge to appoint an independent expert, the judge does so. In this case the judge does not allow opposing expert testimony.
- Following the expert opinion, the judge decides that the goods delivered by Seller were of adequate quality and that Buyer must pay the contract price. The judge thus renders a final judgment that is 100% in favor of Seller.

FIGURE 8.19 What are the time and cost to resolve a commercial dispute through a local first-instance court?



- Buyer does not appeal the judgment. Seller decides to start enforcing the judgment as soon as the time allocated by law for appeal lapses.
- Seller takes all required steps for prompt enforcement of the judgment. The money is successfully collected through a public sale of Buyer’s movable assets (for example, office equipment and vehicles). It is assumed that Buyer does not have any money in his bank account, making it impossible for the judgment to be enforced through a seizure of the Buyer’s accounts.

Time

Time is recorded in calendar days, counted from the moment Seller decides to file the lawsuit in court until payment. This includes both the days when actions take place and the waiting periods in between. The average duration of the following three different stages of dispute resolution is recorded: (i) filing and service; (ii) trial and judgment; and (iii) enforcement. Time is recorded considering the case study assumptions detailed above and only as applicable to the competent court. Time is recorded in practice, regardless of time limits set by law if such time limits are not respected in the majority of cases.

The filing and service phase includes:

- The time for Seller to try and obtain payment out of court through a non-litigious demand letter, including the time to prepare the letter and the deadline that would be provided to Buyer to comply.
- The time necessary for a local lawyer to write the initial complaint and gather all supporting documents needed for filing, including authenticating or notarizing them, if required.
- The time necessary to file the complaint at the court.
- The time necessary for Buyer to be served, including the processing time at the court and the waiting periods between unsuccessful attempts, if more than one attempt is usually required.

The trial and judgment phase includes:

- The time between the moment the case is served on Buyer and the moment a pre-trial conference is held, if such pre-trial conference is part of the case management techniques used by the competent court.
- The time between the pre-trial conference and the first hearing, if a pre-trial conference is part of the case management techniques used by the competent court. If not, the time between the moment the case is served on Buyer and the moment the first hearing is held.
- The time to conduct all trial activities, including exchanges of briefs and evidence, multiple hearings, waiting times in between hearings and obtaining an expert opinion.
- The time necessary for the judge to issue a written final judgment once the evidence period has closed.
- The time limit for appeal.

The enforcement phase includes:

- The time it takes to obtain an enforceable copy of the judgment and contact the relevant enforcement office.
- The time it takes to locate, identify, seize and transport the losing party's movable assets (including the time

necessary to obtain an order from the court to attach and seize the assets, if applicable).

- The time it takes to advertise, organize and hold the auction. If more than one auction would usually be required to fully recover the value of claim in a case comparable to the standardized case study, then the time between multiple auction attempts is recorded.
- The time it takes for the winning party to fully recover the value of the claim once the auction is successfully completed.

Cost

Cost is recorded as a percentage of the claim value, assumed to be equivalent to 200% of income per capita or \$5,000, whichever is greater. Three types of costs are recorded: average attorney fees, court costs and enforcement costs.

Average attorney fees are the fees that Seller (plaintiff) must advance to a local attorney to represent Seller in the standardized case, regardless of final reimbursement. Court costs include all costs that Seller (plaintiff) must advance to the court, regardless of the final cost borne by Seller. Court costs include the fees that the parties must pay to obtain an expert opinion, regardless of whether they are paid to the court or to the expert directly. Enforcement costs are all costs that Seller (plaintiff) must advance to enforce the judgment through a public sale of Buyer's movable assets, regardless of the final cost borne by Seller. Bribes are not taken into account.

QUALITY OF JUDICIAL PROCESSES

The quality of judicial processes index measures whether each economy has adopted a series of good practices in its court system in four areas: court structure and proceedings, case management, court automation and alternative dispute resolution (table 8.16).

TABLE 8.16 What does the quality of judicial processes index measure?

Court structure and proceedings index (0–5)
Availability of specialized commercial court, division or section (0–1.5)
Availability of small claims court and/or simplified procedure for small claims (0–1.5)
Availability of pretrial attachment (0–1)
Criteria used to assign cases to judges (0–1)
Evidentiary weight of woman's testimony (-1–0)
Case management index (0–6)
Regulations setting time standards for key court events (0–1)
Regulations on adjournments and continuances (0–1)
Availability of performance measurement reports (0–1)
Availability of pretrial conference (0–1)
Availability of electronic case management system for judges (0–1)
Availability of electronic case management system for lawyers (0–1)
Court automation index (0–4)
Ability to file initial complaint electronically (0–1)
Ability to serve initial complaint electronically (0–1)
Ability to pay court fees electronically (0–1)
Publication of judgments (0–1)
Alternative dispute resolution index (0–3)
Arbitration (0–1.5)
Voluntary mediation and/or conciliation (0–1.5)
Quality of judicial processes index (0–18)
Sum of the court structure and proceedings, case management, court automation and alternative dispute resolution indices

Court structure and proceedings index

The court structure and proceedings index has five components:

- Whether a specialized commercial court, section or division dedicated solely to hearing commercial cases is in place. A score of 1.5 is assigned if yes; 0 if no.
- Whether a small claims court and/or a fast-track procedure for small claims is in place. A score of 1 is assigned if such a court or procedure is in place, it is applicable to all civil cases and the law sets a cap on the value of cases that can be handled

through this court or procedure. If small claims are handled by a stand-alone court, the point is assigned only if this court applies a simplified procedure. An additional score of 0.5 is assigned if parties can represent themselves before this court or during this procedure. If no small claims court or simplified procedure is in place, a score of 0 is assigned.

- Whether plaintiffs can obtain pretrial attachment of the defendant's movable assets if they fear the assets may be moved out of the jurisdiction or otherwise dissipated. A score of 1 is assigned if yes; 0 if no.
- Whether cases are assigned randomly and automatically to judges throughout the competent court. A score of 1 is assigned if the assignment of cases is random and automated; 0.5 if it is random but not automated; 0 if it is neither random nor automated.
- Whether a woman's testimony carries the same evidentiary weight in court as a man's. A score of -1 is assigned if the law differentiates between the evidentiary value of a woman's testimony and that of a man in any type of civil case, including family cases; 0 if it does not.

The index ranges from 0 to 5, with higher values indicating a more sophisticated and streamlined court structure. In Bosnia and Herzegovina, for example, a specialized commercial court is in place (a score of 1.5), and small claims can be resolved through a dedicated division in which self-representation is allowed (a score of 1.5). Plaintiffs can obtain pretrial attachment of the defendant's movable assets if they fear dissipation during trial (a score of 1). Cases are assigned randomly through an electronic case management system (a score of 1). A woman's testimony carries the same evidentiary weight in court as a man's (a score of 0). Adding these numbers gives Bosnia and Herzegovina a score of 5 on the court structure and proceedings index.

Case management index

The case management index has six components:

- Whether any of the applicable laws or regulations on civil procedure contain time standards for at least three of the following key court events: (i) service of process; (ii) first hearing; (iii) filing of the statement of defense; (iv) completion of the evidence period; (v) filing of testimony by expert; and (vi) submission of the final judgment. A score of 1 is assigned if such time standards are available and respected in more than 50% of cases; 0.5 if they are available but not respected in more than 50% of cases; 0 if there are time standards for less than three of these key court events or for none.
- Whether there are any laws regulating the maximum number of adjournments or continuances that can be granted, whether adjournments are limited by law to unforeseen and exceptional circumstances and whether these rules are respected in more than 50% of cases. A score of 1 is assigned if all three conditions are met; 0.5 if only two of the three conditions are met; 0 if only one of the conditions is met or if none are.
- Whether there are any performance measurement reports that can be generated about the competent court to monitor the court's performance, to track the progress of cases through the court and to ensure compliance with established time standards. A score of 1 is assigned if at least two of the following four reports are made publicly available: (i) time to disposition report (measuring the time the court takes to dispose/adjudicate its cases); (ii) clearance rate report (measuring the number of cases resolved versus the number of incoming cases); (iii) age of pending cases report (providing a snapshot of all pending cases according to case type, case age, last action held and next action scheduled); and (iv) single case progress report (providing a snapshot of the status of one single case). A score of 0 is assigned

if only one of these reports is available or if none are.

- Whether a pretrial conference is among the case management techniques used in practice before the competent court and at least three of the following issues are discussed during the pretrial conference: (i) scheduling (including the time frame for filing motions and other documents with the court); (ii) case complexity and projected length of trial; (iii) possibility of settlement or alternative dispute resolution; (iv) exchange of witness lists; (v) evidence; (vi) jurisdiction and other procedural issues; and (vii) narrowing down of contentious issues. A score of 1 is assigned if a pretrial conference in which at least three of these events are discussed is held within the competent court; 0 if not.
- Whether judges within the competent court can use an electronic case management system for at least four of the following purposes: (i) to access laws, regulations and case law; (ii) to automatically generate a hearing schedule for all cases on their docket; (iii) to send notifications (for example, e-mails) to lawyers; (iv) to track the status of a case on their docket; (v) to view and manage case documents (briefs, motions); (vi) to assist in writing judgments; (vii) to semiautomatically generate court orders; and (viii) to view court orders and judgments in a particular case. A score of 1 is assigned if an electronic case management system that judges can use for at least four of these purposes is available; 0 if not.
- Whether lawyers can use an electronic case management system for at least four of the following purposes: (i) to access laws, regulations and case law; (ii) to access forms to be submitted to the court; (iii) to receive notifications (for example, e-mails); (iv) to track the status of a case; (v) to view and manage case documents (briefs, motions); (vi) to file briefs and documents with the court; and (vii) to view court orders

and decisions in a particular case. A score of 1 is assigned if an electronic case management system that lawyers can use for at least four of these purposes is available; 0 if not.

The index ranges from 0 to 6, with higher values indicating a more qualitative and efficient case management system. In Australia, for example, time standards for at least three key court events are established in applicable civil procedure instruments and are respected in more than 50% of cases (a score of 1). The law stipulates that adjournments can be granted only for unforeseen and exceptional circumstances and this rule is respected in more than 50% of cases (a score of 0.5). A time to disposition report, a clearance rate report and an age of pending cases report can be generated about the competent court (a score of 1). A pretrial conference is among the case management techniques used before the District Court of New South Wales (a score of 1). An electronic case management system satisfying the criteria outlined above is available to judges (a score of 1) and to lawyers (a score of 1). Adding these numbers gives Australia a score of 5.5 on the case management index, the highest score attained by any economy on this index.

Court automation index

The court automation index has four components:

- Whether the initial complaint can be filed electronically through a dedicated platform (not e-mail or fax) within the competent court. A score of 1 is assigned if such a platform is available and litigants are not required to follow up with a hard copy of the complaint; 0 if not. Electronic filing is acknowledged regardless of the percentage of users, as long as no additional in-person interactions are required, and local experts have used it enough to be able to confirm that it is fully functional.
- Whether the initial complaint can be served on the defendant electronically, through a dedicated system or by e-mail,

fax or SMS (short message service), for cases filed before the competent court. A score of 1 is assigned if electronic service is available and no further service of process is required; 0 if not. Electronic service is acknowledged regardless of the percentage of users, as long as no additional in-person interactions are required, and local experts have used it enough to be able to confirm that it is fully functional.

- Whether court fees can be paid electronically for cases filed before the competent court, either through a dedicated platform or through online banking. A score of 1 is assigned if fees can be paid electronically and litigants are not required to follow-up with a hard copy of the receipt or produce a stamped copy of the receipt; 0 if not. Electronic payment is acknowledged regardless of the percentage of users, as long as no additional in-person interactions are required, and local experts have used it enough to be able to confirm that it is fully functional.
- Whether judgments rendered by local courts are made available to the general public through publication in official gazettes, in newspapers or on the internet. A score of 1 is assigned if judgments rendered in commercial cases at all levels are made available to the general public; 0.5 if only judgments rendered at the appeal and supreme court level are made available to the general public; 0 in all other instances. No points are awarded if judgments need to be individually requested from the court, or if the case number or parties' details are required in order to obtain a copy of a judgment.

The index ranges from 0 to 4, with higher values indicating a more automated, efficient and transparent court system. In Estonia, for example, the initial summons can be filed online (a score of 1), it can be served on the defendant electronically (a score of 1), and court fees can be paid electronically as well (a score of 1). In addition, judgments in commercial cases at all levels are made publicly available

through the internet (a score of 1). Adding these numbers gives Estonia a score of 4 on the court automation index.

Alternative dispute resolution index

The alternative dispute resolution index has six components:

- Whether domestic commercial arbitration is governed by a consolidated law or consolidated chapter or section of the applicable code of civil procedure encompassing substantially all its aspects. A score of 0.5 is assigned if yes; 0 if no.
- Whether commercial disputes of all kinds—aside from those dealing with public order, public policy, bankruptcy, consumer rights, employment issues or intellectual property—can be submitted to arbitration. A score of 0.5 is assigned if yes; 0 if no.
- Whether valid arbitration clauses or agreements are enforced by local courts in more than 50% of cases. A score of 0.5 is assigned if yes; 0 if no.
- Whether voluntary mediation, conciliation or both are a recognized way of resolving commercial disputes. A score of 0.5 is assigned if yes; 0 if no.
- Whether voluntary mediation, conciliation or both are governed by a consolidated law or consolidated chapter or section of the applicable code of civil procedure encompassing substantially all their aspects. A score of 0.5 is assigned if yes; 0 if no.
- Whether there are any financial incentives for parties to attempt mediation or conciliation (for example, if mediation or conciliation is successful, a refund of court filing fees, an income tax credit or the like). A score of 0.5 is assigned if yes; 0 if no.

The index ranges from 0 to 3, with higher values associated with greater availability of alternative dispute resolution mechanisms. In Israel, for example, arbitration is regulated through a dedicated statute (a score of 0.5), all relevant commercial disputes can be submitted to arbitration (a score of 0.5), and valid arbitration

clauses are usually enforced by the courts (a score of 0.5). Voluntary mediation is a recognized way of resolving commercial disputes (a score of 0.5), it is regulated through a dedicated statute (a score of 0.5), and part of the filing fees is reimbursed if the process is successful (a score of 0.5). Adding these numbers gives Israel a score of 3 on the alternative dispute resolution index.

Quality of judicial processes index

The quality of judicial processes index is the sum of the scores on the court structure and proceedings, case management, court automation and alternative dispute resolution indices. The index ranges from 0 to 18, with higher values indicating better and more efficient judicial processes.

REFORMS

The enforcing contracts indicator set tracks changes related to the efficiency and quality of commercial dispute resolution systems every year. Depending on the impact on the data, certain changes are classified as reforms and listed in the summaries of *Doing Business* reforms in 2016/2017 section of the report. Reforms are divided into two types: those that make it easier to do business and those changes that make it more difficult to do business. The enforcing contracts indicator set uses three criteria to recognize a reform.

First, changes in laws and regulations that have any impact on the economy's score on the quality of judicial processes index are classified as reforms. Examples of reforms impacting the quality of judicial processes index include measures to introduce electronic filing of the initial complaint, the creation of a commercial court or division, or the introduction of dedicated systems to resolve small claims. Changes affecting the quality of judicial processes index can be different in magnitude and scope and still be considered a reform. For example, implementing a new electronic case management system for the use of judges and lawyers represents a reform

with a 2-point increase in the index, while introducing incentives for the parties to use mediation represents a reform with a 0.5-point increase in the index.

Second, changes that have an impact on the time and cost to resolve a dispute may also be classified as reforms depending on the magnitude of the changes. According to the enforcing contracts methodology, any updates in legislation leading to a change of 2% or more on the distance to frontier gap (for more details, see the chapter on the distance to frontier and ease of doing business ranking) of the time and cost indicators is classified as a reform. Changes with lower impact are not classified as reforms but they are still reflected on the most updated indicators data.

Third, legislative changes of exceptional magnitude such as sizeable revisions of the applicable civil procedure, or enforcement laws, that are anticipated to have a significant impact on time and cost in the future.

The data details on enforcing contracts can be found for each economy at <http://www.doingbusiness.org>. This methodology was initially developed by Djankov and others (2003) and is adopted here with several changes. The quality of judicial processes index was introduced in Doing Business 2016. The good practices tested in this index were developed on the basis of internationally recognized good practices promoting judicial efficiency.

RESOLVING INSOLVENCY

Doing Business studies the time, cost and outcome of insolvency proceedings involving domestic entities as well as the strength of the legal framework applicable to judicial liquidation and reorganization proceedings. The data for the resolving insolvency indicators are derived from questionnaire responses by local insolvency practitioners and verified through a study of laws and regulations as well as public information on insolvency systems. The ranking of economies

on the ease of resolving insolvency is determined by sorting their distance to frontier scores for resolving insolvency. These scores are the simple average of the distance to frontier scores for the recovery rate and the strength of insolvency framework index (figure 8.20).

RECOVERY OF DEBT IN INSOLVENCY

The recovery rate is calculated based on the time, cost and outcome of insolvency proceedings in each economy. To make the data on the time, cost and outcome of insolvency proceedings comparable across economies, several assumptions about the business and the case are used.

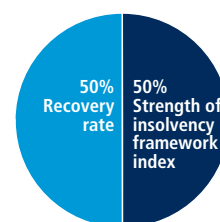
Assumptions about the business

The business:

- Is a limited liability company.
- Operates in the economy's largest business city. For 11 economies the data are also collected for the second largest business city (table 8A.1).
- Is 100% domestically owned, with the founder, who is also chairman of the supervisory board, owning 51% (no other shareholder holds more than 5% of shares).
- Has downtown real estate, where it runs a hotel, as its major asset.
- Has a professional general manager.
- Has 201 employees and 50 suppliers, each of which is owed money for the last delivery.

FIGURE 8.20 Resolving insolvency: recovery rate and strength of insolvency framework

Rankings are based on distance to frontier scores for two indicators



- Has a 10-year loan agreement with a domestic bank secured by a mortgage over the hotel's real estate property. A universal business charge (an enterprise charge) is also assumed in economies where such collateral is recognized. If the laws of the economy do not specifically provide for an enterprise charge but contracts commonly use some other provision to that effect, this provision is specified in the loan agreement.
- Has observed the payment schedule and all other conditions of the loan up to now.
- Has a market value, operating as a going concern, of 100 times income per capita or \$200,000, whichever is greater. The market value of the company's assets, if sold piecemeal, is 70% of the market value of the business.

Assumptions about the case

The business is experiencing liquidity problems. The company's loss in 2016 reduced its net worth to a negative figure. It is January 1, 2017. There is no cash to pay the bank interest or principal in full, due the next day, January 2. The business will therefore default on its loan. Management believes that losses will be incurred in 2017 and 2018 as well. But it expects 2017 cash flow to cover all operating expenses, including supplier payments, salaries, maintenance costs and taxes, though not principal or interest payments to the bank.

The amount outstanding under the loan agreement is exactly equal to the market value of the hotel business and represents 74% of the company's total debt. The other 26% of its debt is held by unsecured creditors (suppliers, employees, tax authorities).

The company has too many creditors to negotiate an informal out-of-court workout. The following options are available: a judicial procedure aimed at the rehabilitation or reorganization of the company to permit its continued operation; a judicial procedure aimed at the liquidation or winding-up of the company; or a judicial

debt enforcement procedure (foreclosure or receivership) against the company.

Assumptions about the parties

The bank wants to recover as much as possible of its loan, as quickly and cheaply as possible. The unsecured creditors will do everything permitted under the applicable laws to avoid a piecemeal sale of the assets. The majority shareholder wants to keep the company operating and under his control. Management wants to keep the company operating and preserve its employees' jobs. All the parties are local entities or citizens; no foreign parties are involved.

Time

Time for creditors to recover their credit is recorded in calendar years (table 8.17). The period of time measured by *Doing Business* is from the company's default until the payment of some or all of the money owed to the bank. Potential delay tactics by the parties, such as the filing of dilatory appeals or requests for extension, are taken into consideration.

Cost

The cost of the proceedings is recorded as a percentage of the value of the debtor's estate. The cost is calculated on the basis of questionnaire responses and includes court fees and government levies; fees of insolvency administrators, auctioneers, assessors and lawyers; and all other fees and costs.

Outcome

Recovery by creditors depends on whether the hotel business emerges from the proceedings as a going concern or the company's assets are sold piecemeal. If the business continues operating, 100% of the hotel value is preserved. If the assets are sold piecemeal, the maximum amount that can be recovered is 70% of the value of the hotel.

Recovery rate

The recovery rate is recorded as cents on the dollar recovered by secured creditors through judicial reorganization, liquidation

TABLE 8.17 What do the indicators on debt recovery in insolvency measure?

Time required to recover debt (years)
Measured in calendar years
Appeals and requests for extension are included
Cost required to recover debt (% of debtor's estate)
Measured as percentage of estate value
Court fees
Fees of insolvency administrators
Lawyers' fees
Assessors' and auctioneers' fees
Other related fees
Outcome
Whether the business continues operating as a going concern or whether its assets are sold piecemeal
Recovery rate for secured creditors (cents on the dollar)
Measures the cents on the dollar recovered by secured creditors
Present value of debt recovered
Official costs of the insolvency proceedings are deducted
Depreciation of furniture is taken into account
Outcome for the business (survival or not) affects the maximum value that can be recovered

or debt enforcement (foreclosure or receivership) proceedings (figure 8.21). The calculation takes into account the outcome: whether the business emerges from the proceedings as a going concern or the assets are sold piecemeal. Then the costs of the proceedings are deducted (1 cent for each percentage point of the value of the debtor's estate). Finally, the value lost as a result of the time the money remains tied up in insolvency proceedings is taken into account, including the loss of value due to depreciation of the hotel furniture. Consistent with international accounting practice, the annual depreciation rate for furniture is taken to be 20%. The furniture is assumed to account for a quarter of the total value of assets. The recovery rate is the present value of the remaining proceeds, based on end-2016 lending rates from the International Monetary Fund's *International Financial Statistics*, supplemented with data from central banks and the Economist Intelligence Unit.

FIGURE 8.21 Recovery rate is a function of the time, cost and outcome of insolvency proceedings against a local company



If an economy had zero completed cases a year over the past five years involving a judicial reorganization, judicial liquidation or debt enforcement procedure (foreclosure or receivership), the economy receives a “no practice” mark on the time, cost and outcome indicators. This means that creditors are unlikely to recover their money through a formal legal process. The recovery rate for “no practice” economies is zero. In addition, a “no practice” economy receives a score of 0 on the strength of insolvency framework index even if its legal framework includes provisions related to insolvency proceedings (liquidation or reorganization).

STRENGTH OF INSOLVENCY FRAMEWORK

The strength of insolvency framework index is based on four other indices: commencement of proceedings index, management of debtor’s assets index, reorganization proceedings index and creditor participation index (figure 8.22; table 8.18).

Commencement of proceedings index

The commencement of proceedings index has three components:

- Whether debtors can initiate both liquidation and reorganization proceedings. A score of 1 is assigned if debtors can initiate both types of proceedings; 0.5 if they can initiate only one of these types (either liquidation or reorganization); 0 if they cannot initiate insolvency proceedings.
- Whether creditors can initiate both liquidation and reorganization proceedings. A score of 1 is assigned if creditors can initiate both types of

proceedings; 0.5 if they can initiate only one of these types (either liquidation or reorganization); 0 if they cannot initiate insolvency proceedings.

- What standard is used for commencement of insolvency proceedings. A score of 1 is assigned if a liquidity test (the debtor is generally unable to pay its debts as they mature) is used; 0.5 if the balance sheet test (the liabilities of the debtor exceed its assets) is used; 1 if both the liquidity and balance sheet tests are available but only one is required to initiate insolvency proceedings; 0.5 if both tests are required; 0 if a different test is used.

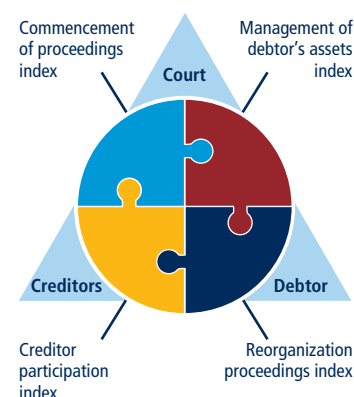
The index ranges from 0 to 3, with higher values indicating greater access to insolvency proceedings. In Bulgaria, for example, debtors can initiate both liquidation and reorganization proceedings (a score of 1), but creditors can initiate only liquidation proceedings (a score of 0.5). Either the liquidity test or the balance sheet test can be used to commence insolvency proceedings (a score of 1). Adding these numbers gives Bulgaria a score of 2.5 on the commencement of proceedings index.

Management of debtor’s assets index

The management of debtor’s assets index has six components:

- Whether the debtor (or an insolvency representative on its behalf) can continue performing contracts essential to the debtor’s survival. A score of 1 is assigned if yes; 0 if continuation of contracts is not possible or if the law contains no provisions on this subject.

FIGURE 8.22 Strength of insolvency framework index measures the quality of insolvency laws that govern relations between debtors, creditors and the court



- Whether the debtor (or an insolvency representative on its behalf) can reject overly burdensome contracts. A score of 1 is assigned if yes; 0 if rejection of contracts is not possible or if the law contains no provisions on this subject.
- Whether transactions entered into before commencement of insolvency proceedings that give preference to one or several creditors can be avoided after proceedings are initiated. A score of 1 is assigned if yes;

TABLE 8.18 What do the indicators on the strength of the insolvency framework measure?

Commencement of proceedings index (0–3)

Availability of liquidation and reorganization to debtors and creditors (0–2)

Standards for commencement of insolvency proceedings (0–1)

Management of debtor’s assets index (0–6)

Continuation and rejection of contracts during insolvency (0–2)

Avoidance of preferential and undervalued transactions (0–2)

Post-commencement finance (0–2)

Reorganization proceedings index (0–3)

Approval and content of reorganization plan (0–3)

Creditor participation index (0–4)

Creditors’ participation in and rights during liquidation and reorganization proceedings (0–4)

Strength of insolvency framework index (0–16)

Sum of the commencement of proceedings, management of debtor’s assets, reorganization proceedings and creditor participation indices

0 if avoidance of such transactions is not possible or if the law contains no provisions on this subject.

- Whether undervalued transactions entered into before commencement of insolvency proceedings can be avoided after proceedings are initiated. A score of 1 is assigned if yes; 0 if avoidance of such transactions is not possible or if the law contains no provisions on this subject.
- Whether the insolvency framework includes specific provisions that allow the debtor (or an insolvency representative on its behalf), after commencement of insolvency proceedings, to obtain financing necessary to function during the proceedings. A score of 1 is assigned if yes; 0 if obtaining post-commencement finance is not possible or if the law contains no provisions on this subject.
- Whether post-commencement finance receives priority over ordinary unsecured creditors during distribution of assets. A score of 1 is assigned if yes; 0.5 if post-commencement finance is granted superpriority over all creditors, secured and unsecured; 0 if no priority is granted to post-commencement finance or if the law contains no provisions on this subject.

The index ranges from 0 to 6, with higher values indicating more advantageous treatment of the debtor's assets from the perspective of the company's stakeholders. In Mozambique, for example, debtors can continue essential contracts (a score of 1) and reject burdensome ones (a score of 1) during insolvency proceedings. The insolvency framework allows avoidance of preferential transactions (a score of 1) and undervalued ones (a score of 1). But the insolvency framework contains no provisions allowing post-commencement finance (a score of 0) or granting priority to such finance (a score of 0). Adding these numbers gives Mozambique a score of 4 on the management of debtor's assets index.

Reorganization proceedings index

The reorganization proceedings index has three components:

- Whether the reorganization plan is voted on only by the creditors whose rights are modified or affected by the plan. A score of 1 is assigned if yes; 0.5 if all creditors vote on the plan, regardless of its impact on their interests; 0 if creditors do not vote on the plan or if reorganization is not available.
- Whether creditors entitled to vote on the plan are divided into classes, each class votes separately and the creditors within each class are treated equally. A score of 1 is assigned if the voting procedure has these three features; 0 if the voting procedure does not have these three features or if reorganization is not available.
- Whether the insolvency framework requires that dissenting creditors receive as much under the reorganization plan as they would have received in liquidation. A score of 1 is assigned if yes; 0 if no such provisions exist or if reorganization is not available.

The index ranges from 0 to 3, with higher values indicating greater compliance with internationally accepted practices. Nicaragua, for example, has no judicial reorganization proceedings and therefore receives a score of 0 on the reorganization proceedings index. In Estonia, another example, only creditors whose rights are affected by the reorganization plan are allowed to vote (a score of 1). The reorganization plan divides creditors into classes, each class votes separately and creditors within the same class are treated equally (a score of 1). But there are no provisions requiring that the return to dissenting creditors be equal to what they would have received in liquidation (a score of 0). Adding these numbers gives Estonia a score of 2 on the reorganization proceedings index.

Creditor participation index

The creditor participation index has four components:

- Whether creditors appoint the insolvency representative or approve, ratify or reject the appointment of the insolvency representative. A score of 1 is assigned if yes; 0 if no.
- Whether creditors are required to approve the sale of substantial assets of the debtor in the course of insolvency proceedings. A score of 1 is assigned if yes; 0 if no.
- Whether an individual creditor has the right to access financial information about the debtor during insolvency proceedings. A score of 1 is assigned if yes; 0 if no.
- Whether an individual creditor can object to a decision of the court or of the insolvency representative to approve or reject claims against the debtor brought by the creditor itself and by other creditors. A score of 1 is assigned if yes; 0 if no.

The index ranges from 0 to 4, with higher values indicating greater participation of creditors. In Iceland, for example, the court appoints the insolvency representative, without creditors' approval (a score of 0). The insolvency representative decides unilaterally on the sale of the debtor's assets (a score of 0). Any creditor can inspect the records kept by the insolvency representative (a score of 1). And any creditor is allowed to challenge a decision of the insolvency representative to approve all claims if this decision affects the creditor's rights (a score of 1). Adding these numbers gives Iceland a score of 2 on the creditor participation index.

Strength of insolvency framework index

The strength of insolvency framework index is the sum of the scores on the commencement of proceedings index, management of debtor's assets index, reorganization proceedings index and creditor participation index. The index

ranges from 0 to 16, with higher values indicating insolvency legislation that is better designed for rehabilitating viable firms and liquidating nonviable ones.

REFORMS

The resolving insolvency indicator set tracks changes related to the efficiency and quality of insolvency framework every year. Depending on the impact on the data, certain changes are classified as reforms and listed in the summaries of *Doing Business* reforms in 2016/2017 section of the report in order to acknowledge the implementation of significant changes. Reforms are divided into two types: those that make it easier to do business and those changes that make it more difficult to do business. The resolving insolvency indicator set uses three criteria to recognize a reform.

First, all changes to laws and regulations that have any impact on the economy's score on the strength of insolvency framework index are classified as reforms. Examples of reforms impacting the strength of insolvency framework index include changes in the commencement standard for insolvency proceedings, the introduction of reorganization procedures for the first time and measures to regulate post-commencement credit and its priority. Changes affecting the strength of insolvency framework index can be different in magnitude and scope and still be considered a reform. For example, implementing a post-commencement credit provision and designating it with certain priorities represents a reform with a potential 2-point increase in the index, while changing the commencement standard from the balance sheet test to the liquidity test represents a reform with a 0.5-point increase in the index.

Second, changes that have an impact on the time, cost or outcome of insolvency proceedings may also be classified as reforms depending on the magnitude of

the changes. According to the resolving insolvency methodology any update in legislation leading to a change of 2% or more on the distance to frontier gap (for more details, see the chapter on the distance to frontier and ease of doing business ranking) of the recovery rate indicator is classified as a reform. Changes with lower impact are not classified as reforms but their impact is still reflected on the most updated indicators.

Third, occasionally the resolving insolvency indicator set will acknowledge legislative changes with no current impact on the data as reforms. This option is typically reserved to legislative changes of exceptional magnitude such as sizeable revisions of corporate insolvency laws.

This methodology was developed by Djankov, Hart and others (2008) and is adopted here with several changes. The strength of insolvency framework index was introduced in Doing Business 2015. The good practices tested in this index were developed on the basis of the World Bank's Principles for Effective Insolvency and Creditor/Debtor Regimes (World Bank 2011b) and the United Nations Commission on International Trade Law's Legislative Guide on Insolvency Law (UNCITRAL 2004a).

LABOR MARKET REGULATION

Doing Business studies the flexibility of regulation of employment, specifically as it relates to the areas of hiring, working hours and redundancy. *Doing Business* also measures several aspects of job quality such as the availability of maternity leave, paid sick leave and the equal treatment of men and women at the workplace (figure 8.23).

Doing Business 2018 presents the data for the labor market regulation indicators in an annex. The report does not present

rankings of economies on these indicators or include this indicator set in the aggregate distance to frontier score or ranking on the ease of doing business. Detailed data collected on labor market regulation are available on the *Doing Business* website (<http://www.doingbusiness.org>). The data on labor market regulation are based on a detailed questionnaire on employment regulations that is completed by local lawyers and public officials. Employment laws and regulations as well as secondary sources are reviewed to ensure accuracy.

To make the data comparable across economies, several assumptions about the worker and the business are used.

Assumptions about the worker

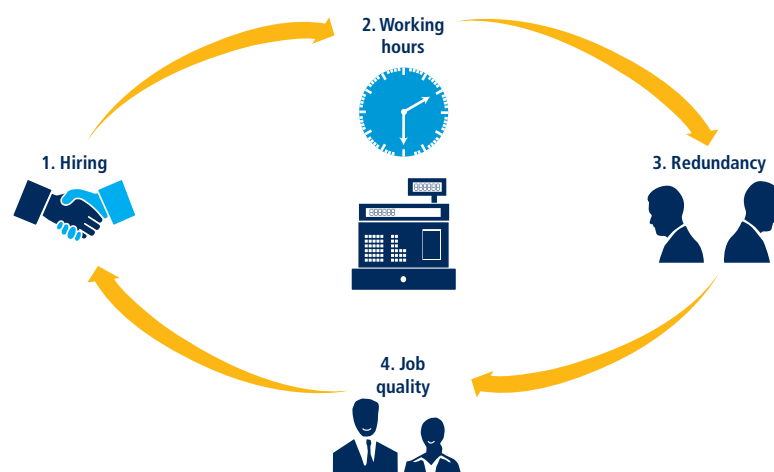
The worker:

- Is a cashier in a supermarket or grocery store, age 19, with one year of work experience.¹⁰
- Is a full-time employee.
- Is not a member of the labor union, unless membership is mandatory.

Assumptions about the business

The business:

- Is a limited liability company (or the equivalent in the economy).
- Operates a supermarket or grocery store in the economy's largest business city. For 11 economies the data are also collected for the second largest business city (table 8A.1).
- Has 60 employees.
- Is subject to collective bargaining agreements if such agreements cover more than 50% of the food retail sector and apply even to firms that are not party to them.
- Abides by every law and regulation but does not grant workers more benefits than those mandated by law, regulation or (if applicable) collective bargaining agreements.

FIGURE 8.23 What do the labor market regulation indicators cover?

Employment

Data on employment cover three areas: hiring, working hours and redundancy (table 8.19).

Data on hiring cover five questions: (i) whether fixed-term contracts are prohibited for permanent tasks; (ii) the maximum cumulative duration of fixed-term contracts; (iii) the length of the maximum probationary period (in months) for permanent employees; (iv) the minimum wage for a cashier, age 19, with one year of work experience; and (v) the ratio of the minimum wage to the average value added per worker.¹¹

Data on working hours cover eight questions: (i) the maximum number of working days allowed per week; (ii) the premium for night work (as a percentage of hourly pay); (iii) the premium for work on a weekly rest day (as a percentage of hourly pay); (iv) the premium for overtime work (as a percentage of hourly pay); (v) whether there are restrictions on night work; (vi) whether nonpregnant and non-nursing women can work the same night hours as men; (vii) whether there are restrictions on weekly holiday work; (viii) whether there are restrictions on overtime work; and (ix) the average paid annual leave for workers with 1 year of tenure, 5 years of tenure and 10 years of tenure.

Data on redundancy cover eight questions: (i) whether redundancy is allowed as a basis for terminating workers; (ii) whether the employer needs to notify a third party (such as a government agency) to terminate one redundant worker; (iii) whether the employer needs to notify a third party to terminate a group of nine redundant workers; (iv) whether the employer needs approval from a third party to terminate one redundant worker; (v) whether the employer needs approval from a third party to terminate a group of nine redundant workers; (vi) whether the law requires the employer to reassign or retrain a worker before making the worker redundant; (vii) whether priority rules apply for redundancies; and (viii) whether priority rules apply for reemployment.

Redundancy cost

Redundancy cost measures the cost of advance notice requirements and severance payments due when terminating a redundant worker, expressed in weeks of salary. The average value of notice requirements and severance payments applicable to a worker with 1 year of tenure, a worker with 5 years and a worker with 10 years is considered. One month is recorded as 4 and 1/3 weeks.

Job quality

Doing Business introduced new data on job quality in 2015. *Doing Business 2018* covers the following eight questions on job quality: (i) whether the law mandates equal remuneration for work of equal value; (ii) whether the law mandates nondiscrimination based on gender in hiring; (iii) whether the law mandates paid or unpaid maternity leave;¹² (iv) the minimum length of paid maternity leave (in calendar days);¹³ (v) whether employees on maternity leave receive 100% of wages;¹⁴ (vi) the availability of five fully paid days of sick leave a year; (vii) whether a worker is eligible for an unemployment protection scheme after one year of service; and (viii) the minimum duration of the contribution period (in months) required for unemployment protection.

REFORMS

The labor market regulation indicator set tracks changes in labor rules every year. Depending on the impact on the data, certain changes are classified as reforms and listed in the summaries of *Doing Business* reforms in 2016/2017 section of the report in order to acknowledge the implementation of significant changes. Examples include a change in the maximum duration of fixed-term contracts, regulation of weekly holiday work, redundancy rules, notice requirements and severance payments for redundant workers, introduction of unemployment insurance and laws that mandate gender nondiscrimination in hiring and equal remuneration for work of equal value in line with ILO standards. The introduction of a minimum wage in the private sector is recognized as a major reform and acknowledged in the reform summary. Changes in minimum wages are reflected in the *Doing Business* data but not acknowledged in the reform summary. The introduction of maternity leave or an increase in the duration of maternity leave would be acknowledged in the reform summary. Occasionally the labor market regulation indicator set will acknowledge legislative changes in areas not directly

TABLE 8.19 What do the labor market regulation indicators measure?

Employment
Hiring
Whether fixed-term contracts are prohibited for permanent tasks
Maximum duration of fixed-term contracts (in months), including renewals
Maximum probationary period (in months) for permanent employees
Minimum wage for a cashier, age 19, with one year of work experience (US\$/month)
Ratio of minimum wage to value added per worker
Working hours
Maximum number of working days per week
Premium for night work, work on weekly rest day and overtime work (% of hourly pay)
Whether there are restrictions on night work, weekly holiday work and overtime work
Whether nonpregnant and nonnursing women can work the same night hours as men
Paid annual vacation days for workers with 1 year of tenure, 5 years of tenure and 10 years of tenure.
Redundancy
Length of maximum probationary period (in months) for permanent employees
Whether redundancy is allowed as grounds for termination
Whether third-party notification is required for termination of a redundant worker or group of workers
Whether third-party approval is required for termination of a redundant worker or group of workers
Whether employer is obligated to reassign or retrain workers prior to making them redundant and to follow priority rules for redundancy and reemployment
Redundancy cost (weeks of salary)
Notice requirements and severance payments due when terminating a redundant worker, expressed in weeks of salary
Job quality
Whether the law mandates equal remuneration for work of equal value
Whether the law mandates nondiscrimination based on gender in hiring
Whether the law mandates paid or unpaid maternity leave
Minimum length of paid maternity leave (calendar days)
Whether employees on maternity leave receive 100% of wages
Availability of five fully paid days of sick leave a year
Whether unemployment protection is available after one year of employment
Minimum duration of contribution period (in months) required for unemployment protection

measured by the indicators. This option is reserved for legislative changes of exceptional magnitude, such as the introduction of a new labor code.

The data details on labor market regulation can be found for each economy at <http://www.doingbusiness.org>. The Doing Business website also provides historical data sets. The methodology was developed by Botero and others (2004). Doing Business 2018 does not present rankings of economies on the labor market regulation indicators.

NOTES

1. The data for paying taxes refer to January–December 2016.
2. These are Bangladesh, Brazil, China, India, Indonesia, Japan, Mexico, Nigeria, Pakistan, the Russian Federation and the United States.
3. This correction rate reflects changes that exceed 5% up or down.
4. This matter is usually regulated by stock exchange or securities laws. Points are awarded only to economies with more than 10 listed firms in their most important stock exchange.
5. When evaluating the regime of liability for company directors for a prejudicial related-party transaction, *Doing Business* assumes

that the transaction was duly disclosed and approved. *Doing Business* does not measure director liability in the event of fraud.

6. PwC refers to the network of member firms of PricewaterhouseCoopers International Limited (PwCIL) or, as the context requires, individual member firms of the PwC network. Each member firm is a separate legal entity and does not act as agent of PwCIL or any other member firm. PwCIL does not provide any services to clients. PwCIL is not responsible or liable for the acts or omissions of any of its member firms nor can it control the exercise of their professional judgment or bind them in any way. No member firm is responsible or liable for the acts or omissions of any other member firm nor can it control the exercise of another member firm's professional judgment or bind another member firm or PwCIL in any way.
7. The nonlinear distance to frontier score for the total tax and contribution rate is equal to the distance to frontier score for the total tax and contribution rate to the power of 0.8.
8. The economies for which a multiple of three times income per capita has been used are Honduras, Mozambique, West Bank and Gaza, and Zimbabwe. Those for which a multiple of two times income per capita has been used are Belize, Benin, Bosnia and Herzegovina, Burkina Faso, the Central African Republic, Chad, Fiji, Guatemala, Haiti, Kenya, Lesotho, Madagascar, the Federated States of Micronesia, Morocco, Nepal, Nicaragua, Niger, Nigeria, the Philippines, the Solomon Islands, South Africa, South Sudan, Tanzania, Togo, Vanuatu and Zambia.
9. To identify the trading partners and export product for each economy, *Doing Business* collected data on trade flows for the most recent four-year period from international databases such as the United Nations Commodity Trade Statistics Database (UN Comtrade). For economies for which trade flow data were not available, data from ancillary government sources (various ministries and departments) and World Bank Group country offices were used to identify the export product and natural trading partners.
10. The case study assumption that the worker is 19 years old with one year of work experience is considered only for the calculation of the minimum wage. For all other questions where the tenure of the worker is relevant, *Doing Business* collects data for workers with 1, 5 and 10 years of tenure.
11. The average value added per worker is the ratio of an economy's GNI per capita to the working-age population as a percentage of the total population.
12. If no maternity leave is mandated by law, parental leave is measured if applicable.
13. The minimum number of days that legally have to be paid by the government, the employer or both. If no maternity leave is mandated by law, parental leave is measured if applicable.
14. If no maternity leave is mandated by law, parental leave is measured if applicable.

TABLE 8A.1 Cities covered in each economy by the *Doing Business* report

Economy	City or cities	Economy	City or cities	Economy	City or cities	Economy	City or cities	Economy	City or cities
Afghanistan	Kabul	Congo, Rep.	Brazzaville	Iran, Islamic Rep.	Tehran	Morocco	Casablanca	Somalia	Mogadishu
Albania	Tirana	Costa Rica	San José	Iraq	Baghdad	Mozambique	Maputo	South Africa	Johannesburg
Algeria	Algiers	Côte d'Ivoire	Abidjan	Ireland	Dublin	Myanmar	Yangon	South Sudan	Juba
Angola	Luanda	Croatia	Zagreb	Israel	Tel Aviv	Namibia	Windhoek	Spain	Madrid
Antigua and Barbuda	St. John's	Cyprus	Nicosia	Italy	Rome	Nepal	Kathmandu	Sri Lanka	Colombo
Argentina	Buenos Aires	Czech Republic	Prague	Jamaica	Kingston	Netherlands	Amsterdam	St. Kitts and Nevis	Basseterre
Armenia	Yerevan	Denmark	Copenhagen	Japan	Tokyo, Osaka	New Zealand	Auckland	St. Lucia	Castries
Australia	Sydney	Djibouti	Djibouti Ville	Jordan	Amman	Nicaragua	Managua	St. Vincent and the Grenadines	Kingstown
Austria	Vienna	Dominica	Roseau	Kazakhstan	Almaty	Niger	Niamey	Sudan	Khartoum
Azerbaijan	Baku	Dominican Republic	Santo Domingo	Kenya	Nairobi	Nigeria	Lagos, Kano	Suriname	Paramaribo
Bahamas, The	Nassau	Ecuador	Quito	Kiribati	Tarawa	Norway	Oslo	Swaziland	Mbabane
Bahrain	Manama	Egypt, Arab Rep.	Cairo	Korea, Rep.	Seoul	Oman	Muscat	Sweden	Stockholm
Bangladesh	Dhaka, Chittagong	El Salvador	San Salvador	Kosovo	Pristina	Pakistan	Karachi, Lahore	Switzerland	Zurich
Barbados	Bridgetown	Equatorial Guinea	Malabo	Kuwait	Kuwait City	Palau	Koror	Syrian Arab Republic	Damascus
Belarus	Minsk	Eritrea	Asmara	Kyrgyz Republic	Bishkek	Panama	Panama City	Taiwan, China	Taipei
Belgium	Brussels	Estonia	Tallinn	Lao PDR	Vientiane	Papua New Guinea	Port Moresby	Tajikistan	Dushanbe
Belize	Belize City	Ethiopia	Addis Ababa	Latvia	Riga	Paraguay	Asunción	Tanzania	Dar es Salaam
Benin	Cotonou	Fiji	Suva	Lebanon	Beirut	Peru	Lima	Thailand	Bangkok
Bhutan	Thimphu	Finland	Helsinki	Lesotho	Maseru	Philippines	Quezon City	Timor-Leste	Dili
Bolivia	La Paz	France	Paris	Liberia	Monrovia	Poland	Warsaw	Togo	Lomé
Bosnia and Herzegovina	Sarajevo	Gabon	Libreville	Libya	Tripoli	Portugal	Lisbon	Tonga	Nuku'alofa
Botswana	Gaborone	Gambia, The	Banjul	Lithuania	Vilnius	Puerto Rico (U.S.)	San Juan	Trinidad and Tobago	Port of Spain
Brazil	São Paulo, Rio de Janeiro	Georgia	Tbilisi	Luxembourg	Luxembourg	Qatar	Doha	Tunisia	Tunis
Brunei Darussalam	Bandar Seri Begawan	Germany	Berlin	Macedonia, FYR	Skopje	Romania	Bucharest	Turkey	Istanbul
Bulgaria	Sofia	Ghana	Accra	Madagascar	Antananarivo	Russian Federation	Moscow, St. Petersburg	Uganda	Kampala
Burkina Faso	Ouagadougou	Greece	Athens	Malawi	Blantyre	Rwanda	Kigali	Ukraine	Kiev
Burundi	Bujumbura	Grenada	St. George's	Malaysia	Kuala Lumpur	Samoa	Apia	United Arab Emirates	Dubai
Cabo Verde	Praia	Guatemala	Guatemala City	Maldives	Malé	San Marino	San Marino	United Kingdom	London
Cambodia	Phnom Penh	Guinea	Conakry	Mali	Bamako	São Tomé and Príncipe	São Tomé	United States	New York City, Los Angeles
Cameroon	Douala	Guinea-Bissau	Bissau	Malta	Valletta	Saudi Arabia	Riyadh	Uruguay	Montevideo
Canada	Toronto	Guyana	Georgetown	Marshall Islands	Majuro	Senegal	Dakar	Uzbekistan	Tashkent
Central African Republic	Bangui	Haiti	Port-au-Prince	Mauritania	Nouakchott	Serbia	Belgrade	Vanuatu	Port-Vila
Chad	N'Djamena	Honduras	Tegucigalpa	Mauritius	Port Louis	Seychelles	Victoria	Venezuela, RB	Caracas
Chile	Santiago	Hong Kong SAR, China	Hong Kong SAR	Mexico	Mexico City, Monterrey	Sierra Leone	Freetown	Vietnam	Ho Chi Minh City
China	Shanghai, Beijing	Hungary	Budapest	Micronesia, Fed. Sts.	Island of Pohnpei	Singapore	Singapore	West Bank and Gaza	Ramallah
Colombia	Bogotá	Iceland	Reykjavik	Moldova	Chişinău	Slovak Republic	Bratislava	Yemen, Rep.	Sana'a
Comoros	Moroni	India	Mumbai, Delhi	Mongolia	Ulaanbaatar	Slovenia	Ljubljana	Zambia	Lusaka
Congo, Dem. Rep.	Kinshasa	Indonesia	Jakarta, Surabaya	Montenegro	Podgorica	Solomon Islands	Honiara	Zimbabwe	Harare

Distance

to Frontier and Ease of Doing Business Ranking

Doing Business presents results for two aggregate measures: the distance to frontier score and the ease of doing business ranking, which is based on the distance to frontier score. The ease of doing business ranking compares economies with one another; the distance to frontier score benchmarks economies with respect to regulatory best practice, showing the absolute distance to the best performance on each *Doing Business* indicator. When compared across years, the distance to frontier score shows how much the regulatory environment for local entrepreneurs in an economy has changed over time in absolute terms, while the ease of doing business ranking can show only how much the regulatory environment has changed relative to that in other economies.

DISTANCE TO FRONTIER

The distance to frontier score captures the gap between an economy's performance and a measure of best practice across the entire sample of 41 indicators for 10 *Doing Business* topics (the labor market regulation indicators are excluded). For starting a business, for example, New Zealand has the smallest number of procedures required (1) and the shortest time to fulfill them (0.5 days). Slovenia has the lowest cost (0.0), and Australia, Colombia and 112 other economies have no paid-in minimum capital requirement (table 9.1).

Calculation of the distance to frontier score

Calculating the distance to frontier score for each economy involves two main steps. In the first step individual component indicators are normalized to a common unit where each of the 41 component indicators y (except for the total tax and contribution rate) is rescaled using the linear transformation $(\text{worst} - y)/(\text{worst} - \text{frontier})$. In this

formulation the frontier represents the best performance on the indicator across all economies since 2005 or the third year in which data for the indicator were collected. Both the best performance and the worst performance are established every five years based on the *Doing Business* data for the year in which they are established, and remain at that level for the five years regardless of any changes in data in interim years. Thus an economy may set the frontier for an indicator even though it is no longer at the frontier in a subsequent year.

For scores such as those on the strength of legal rights index or the quality of land administration index, the frontier is set at the highest possible value. For the total tax and contribution rate, consistent with the use of a threshold in calculating the rankings on this indicator, the frontier is defined as the total tax and contribution rate at the 15th percentile of the overall distribution for all years included in the analysis up to and including *Doing Business* 2015. For the time to pay taxes, the frontier is defined as the lowest time recorded



TABLE 9.1 What is the frontier in regulatory practice?

Topic and indicator	Who set the frontier	Frontier	Worst performance
Starting a business			
Procedures (number)	New Zealand	1	18 ^a
Time (days)	New Zealand	0.5	100 ^b
Cost (% of income per capita)	Slovenia	0.0	200.0 ^b
Minimum capital (% of income per capita)	Australia; Colombia ^c	0.0	400.0 ^b
Dealing with construction permits			
Procedures (number)	No economy was at the frontier as of June 1, 2017.	5	30 ^a
Time (days)	No economy was at the frontier as of June 1, 2017.	26	373 ^b
Cost (% of warehouse value)	No economy was at the frontier as of June 1, 2017.	0.0	20.0 ^b
Building quality control index (0–15)	Luxembourg; New Zealand; United Arab Emirates	15	0 ^d
Getting electricity			
Procedures (number)	Germany; Republic of Korea ^e	3	9 ^a
Time (days)	Republic of Korea; St. Kitts and Nevis; United Arab Emirates	18	248 ^b
Cost (% of income per capita)	Japan	0.0	8,100.0 ^b
Reliability of supply and transparency of tariffs index (0–8)	Belgium; Ireland; Malaysia ^f	8	0 ^d
Registering property			
Procedures (number)	Georgia; Norway; Portugal; Sweden	1	13 ^a
Time (days)	Georgia; New Zealand; Portugal	1	210 ^b
Cost (% of property value)	Saudi Arabia	0.0	15.0 ^b
Quality of land administration index (0–30)	No economy has attained the frontier yet.	30	0 ^d
Getting credit			
Strength of legal rights index (0–12)	Brunei Darussalam; Colombia; Montenegro; New Zealand	12	0 ^d
Depth of credit information index (0–8)	Ecuador; United Kingdom ^g	8	0 ^d
Protecting minority investors			
Extent of disclosure index (0–10)	China; Malaysia ^h	10	0 ^d
Extent of director liability index (0–10)	Cambodia	10	0 ^d
Ease of shareholder suits index (0–10)	No economy has attained the frontier yet.	10	0 ^d
Extent of shareholder rights index (0–10)	India; Kazakhstan	10	0 ^d
Extent of ownership and control index (0–10)	No economy has attained the frontier yet.	10	0 ^d
Extent of corporate transparency index (0–10)	France; Norway; Taiwan, China	10	0 ^d
Paying taxes			
Payments (number per year)	Hong Kong SAR, China; Saudi Arabia	3	63 ^b
Time (hours per year)	Singapore	49 ⁱ	696 ^b
Total tax and contribution rate (% of profit)	Canada; Singapore ^j	26.1 ^k	84.0 ^b
Postfiling index (0–100)	No economy with both CIT and VAT has attained the frontier yet.	100	0
Time to comply with VAT refund (hours)	Croatia; Netherlands ^l	0	50 ^b
Time to obtain VAT refund (weeks)	Austria; The Bahamas; Estonia	3.2	55 ^b
Time to comply with corporate income tax audit (hours)	Lithuania; Portugal ^m	1.5	56 ^b
Time to complete a corporate income tax audit (weeks)	Sweden; United States ⁿ	0	32 ^b

(continued)

TABLE 9.1 What is the frontier in regulatory practice? (continued)

Topic and indicator	Who set the frontier	Frontier	Worst performance
Trading across borders			
<i>Time to export</i>			
Documentary compliance (hours)	Canada; Poland; Spain ^o	1 ^p	170 ^b
Border compliance (hours)	Austria; Belgium; Denmark ^q	1 ^p	160 ^b
<i>Cost to export</i>			
Documentary compliance (US\$)	Hungary; Luxembourg; Norway ^r	0	400 ^b
Border compliance (US\$)	France; Netherlands; Portugal ^s	0	1,060 ^b
<i>Time to import</i>			
Documentary compliance (hours)	Republic of Korea; Latvia; New Zealand ^t	1 ^p	240 ^b
Border compliance (hours)	Estonia; France; Germany ^u	1 ^p	280 ^b
<i>Cost to import</i>			
Documentary compliance (US\$)	Iceland; Latvia; United Kingdom ^v	0	700 ^b
Border compliance (US\$)	Belgium; Denmark; Estonia ^w	0	1,200 ^b
Enforcing contracts			
Time (days)	Singapore	120	1,340 ^b
Cost (% of claim)	Bhutan	0.1	89.0 ^b
Quality of judicial processes index (0–18)	No economy has attained the frontier yet.	18	0 ^d
Resolving insolvency			
Recovery rate (cents on the dollar)	Norway	92.9	0 ^d
Strength of insolvency framework index (0–16)	No economy has attained the frontier yet.	16	0 ^d

Source: *Doing Business* database.

- Worst performance is defined as the 99th percentile among all economies in the *Doing Business* sample.
- Worst performance is defined as the 95th percentile among all economies in the *Doing Business* sample.
- Another 112 economies also have a paid-in minimum capital requirement of 0.
- Worst performance is the worst value recorded.
- In 17 other economies it also takes no more than 3 procedures to get an electricity connection.
- Another 25 economies also have a score of 8 on the reliability of supply and transparency of tariffs index.
- Another 32 economies also have a score of 8 on the depth of credit information index.
- Another 10 economies also have a score of 10 on the extent of disclosure index.
- Defined as the lowest time recorded among all economies in the *Doing Business* sample that levy the three major taxes: profit tax, labor taxes and mandatory contributions, and VAT or sales tax.
- Another 30 economies also have a total tax contribution rate equal to or lower than 26.1% of profit.
- Defined as the highest total tax and contribution rate among the 15% of economies with the lowest total tax and contribution rate in the *Doing Business* sample for all years included in the analysis up to and including *Doing Business 2015*.
- Another 8 economies also have a compliance time for VAT refund of 0 hours.
- Another 10 economies also have a compliance time for corporate income tax audit of no more than 1.5 hours.
- Another 92 economies also have a completion time for corporate income tax audit of 0 weeks.
- Another 22 economies also have a documentary compliance time to export of no more than 1 hour.
- Defined as 1 hour even though in many economies the time is less than that.
- Another 15 economies also have a border compliance time to export of no more than 1 hour.
- Another 16 economies also have a documentary compliance cost to export of 0.0.
- Another 16 economies also have a border compliance cost to export of 0.0.
- Another 26 economies also have a documentary compliance time to import of no more than 1 hour.
- Another 22 economies also have a border compliance time to import of no more than 1 hour.
- Another 27 economies also have a documentary compliance cost to import of 0.0.
- Another 24 economies also have a border compliance cost to import of 0.0.

among all economies that levy the three major taxes: profit tax, labor taxes and mandatory contributions, and value added tax (VAT) or sales tax. For the different times to trade across borders, the frontier

is defined as 1 hour even though in many economies the time is less than that.

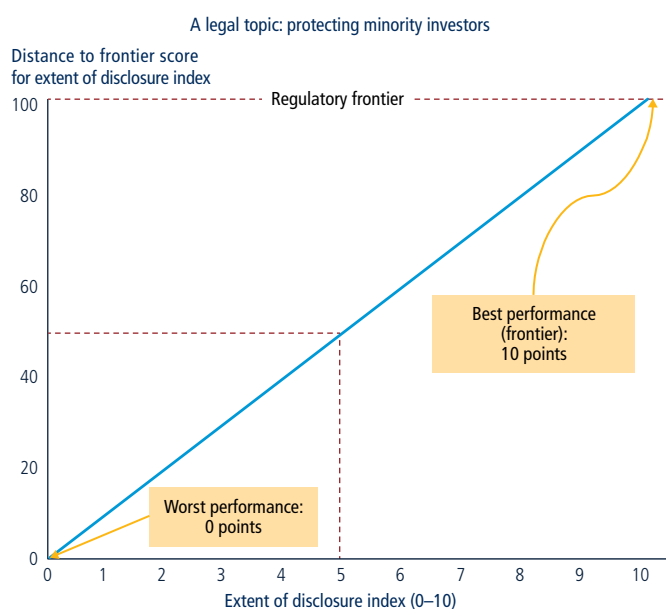
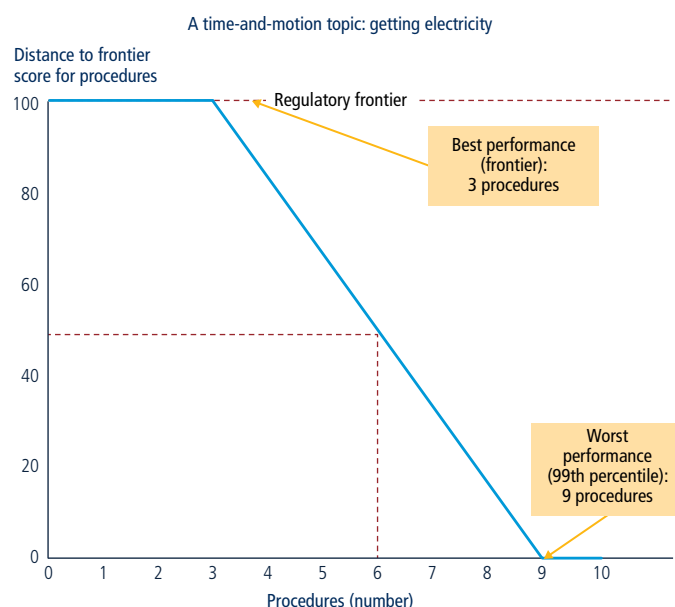
In the same formulation, to mitigate the effects of extreme outliers in the

distributions of the rescaled data for most component indicators (very few economies need 700 days to complete the procedures to start a business, but many need 9 days), the worst performance

is calculated after the removal of outliers. The definition of outliers is based on the distribution for each component indicator. To simplify the process two rules were defined: the 95th percentile is used for the indicators with the most dispersed distributions (including minimum capital, number of payments to pay taxes, and the time and cost indicators), and the 99th percentile

is used for number of procedures. No outlier is removed for component indicators bound by definition or construction, including legal index scores (such as the depth of credit information index, extent of disclosure index and strength of insolvency framework index) and the recovery rate (figure 9.1).

FIGURE 9.1 How are distance to frontier scores calculated for indicators? Two examples



Source: Doing Business database.

In the second step for calculating the distance to frontier score, the scores obtained for individual indicators for each economy are aggregated through simple averaging into one distance to frontier score, first for each topic and then across all 10 topics: starting a business, dealing with construction permits, getting electricity, registering property, getting credit, protecting minority investors, paying taxes, trading across borders, enforcing contracts and resolving insolvency. More complex aggregation methods—such as principal components and unobserved components—yield a ranking nearly identical to the simple average used by *Doing Business*.¹ Thus *Doing Business* uses the simplest method: weighting all topics equally and, within each topic, giving equal weight to each of the topic components.²

An economy's distance to frontier score is indicated on a scale from 0 to 100, where 0 represents the worst performance and 100 the frontier. All distance to frontier calculations are based on a maximum of five decimals. However, topic ranking calculations and the ease of doing business ranking calculations are based on two decimals.

The difference between an economy's distance to frontier score in any previous year and its score in 2017 illustrates the extent to which the economy has closed the gap to the regulatory frontier over time. And in any given year the score measures how far an economy is from the best performance at that time.

Treatment of the total tax and contribution rate

The total tax and contribution rate component of the paying taxes topic enters the distance to frontier calculation in a different way than any other indicator. The distance to frontier score obtained for the total tax and contribution rate is transformed in a nonlinear fashion before it enters the distance to frontier score for paying taxes. As a result of the nonlinear transformation, an increase in

the total tax and contribution rate has a smaller impact on the distance to frontier score for the total tax and contribution rate—and therefore on the distance to frontier score for paying taxes—for economies with a below-average total tax and contribution rate than it would have had before this approach was adopted in *Doing Business 2015* (line B is smaller than line A in figure 9.2). And for economies with an extreme total tax and contribution rate (a rate that is very high relative to the average), an increase has a greater impact on both these distance to frontier scores than it would have had before (line D is bigger than line C in figure 9.2).

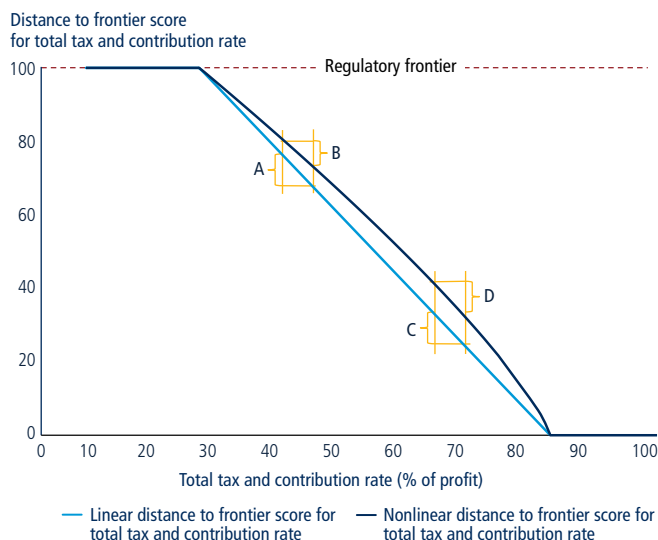
The nonlinear transformation is not based on any economic theory of an “optimal tax rate” that minimizes distortions or maximizes efficiency in an economy’s overall tax system. Instead, it is mainly empirical in nature. The nonlinear transformation along with the threshold reduces the bias in the

indicator toward economies that do not need to levy significant taxes on companies like the *Doing Business* standardized case study company because they raise public revenue in other ways—for example, through taxes on foreign companies, through taxes on sectors other than manufacturing or from natural resources (all of which are outside the scope of the methodology). In addition, it acknowledges the need of economies to collect taxes from firms.

Calculation of scores for economies with two cities covered

For each of the 11 economies in which *Doing Business* collects data for the second largest business city as well as the largest one, the distance to frontier score is calculated as the population-weighted average of the distance to frontier scores for these two cities (table 9.2). This is done for the aggregate score, the scores for each topic and the scores for all the component indicators for each topic.

FIGURE 9.2 How the nonlinear transformation affects the distance to frontier score for the total tax and contribution rate



Source: *Doing Business* database.

Note: The nonlinear distance to frontier score for the total tax and contribution rate is equal to the distance to frontier score for the total tax and contribution rate to the power of 0.8.

TABLE 9.2 Weights used in calculating the distance to frontier scores for economies with two cities covered

Economy	City	Weight (%)
Bangladesh	Dhaka	78
	Chittagong	22
Brazil	São Paulo	61
	Rio de Janeiro	39
China	Shanghai	55
	Beijing	45
India	Mumbai	47
	Delhi	53
Indonesia	Jakarta	78
	Surabaya	22
Japan	Tokyo	65
	Osaka	35
Mexico	Mexico City	83
	Monterrey	17
Nigeria	Lagos	77
	Kano	23
Pakistan	Karachi	65
	Lahore	35
Russian Federation	Moscow	70
	St. Petersburg	30
United States	New York City	60
	Los Angeles	40

Source: United Nations, Department of Economic and Social Affairs, Population Division, World Urbanization Prospects, 2014 Revision, “File 12: Population of Urban Agglomerations with 300,000 Inhabitants or More in 2014, by Country, 1950–2030 (thousands),” <http://esa.un.org/unpd/wup/CD-ROM/Default.aspx>.

Variability of economies’ scores across topics

Each *Doing Business* topic measures a different aspect of the business regulatory environment. The distance to frontier scores and associated rankings of an economy can vary, sometimes significantly, across topics. The average correlation coefficient between the 10 topics included in the aggregate distance to frontier score is 0.49, and the coefficients between 2 topics range from 0.34 (between getting credit and paying taxes) to 0.63 (between getting electricity and trading across borders). These correlations suggest that economies rarely score universally well or universally badly on *Doing Business* topics (table 9.3).

TABLE 9.3 Correlations between economy distance to frontier scores for *Doing Business* topics

	Dealing with construction permits	Getting electricity	Registering property	Getting credit	Protecting minority investors	Paying taxes	Trading across borders	Enforcing contracts	Resolving insolvency
Starting a business	0.51	0.51	0.45	0.39	0.54	0.57	0.44	0.42	0.49
Dealing with construction permits		0.60	0.48	0.39	0.45	0.45	0.50	0.37	0.40
Getting electricity			0.51	0.44	0.51	0.55	0.63	0.52	0.55
Registering property				0.46	0.54	0.51	0.50	0.60	0.53
Getting credit					0.56	0.34	0.42	0.36	0.52
Protecting minority investors						0.50	0.44	0.48	0.61
Paying taxes							0.54	0.47	0.45
Trading across borders								0.47	0.57
Enforcing contracts									0.45

Source: *Doing Business* database.

Consider the example of Portugal. Its aggregate distance to frontier score is 76.84. Its score is 91.26 for starting a business and 100.00 for trading across borders. But its score is only 60.00 for protecting minority investors and 45.00 for getting credit.

Figure 2.1 in the chapter “About *Doing Business*” illustrates the degree of variability for each economy’s performance across the different areas of business regulation covered by *Doing Business*. The figure draws attention to economies with a particularly uneven performance by showing, for each economy, the distance between the average of its highest three distance to frontier scores and the average of its lowest three across the 10 topics included in this year’s aggregate distance to frontier score. While a relatively small distance between these two averages suggests a broadly consistent approach across the areas of business regulation measured by *Doing Business*, a relatively large distance suggests a more uneven approach, with greater room for improvement in some areas than in others.

Variation in performance across topics is not at all unusual. It reflects differences in the degree of priority that government authorities give to particular areas of

business regulation reform and in the ability of different government agencies to deliver tangible results in their area of responsibility.

Change in the distance to frontier gap

Many topics use the magnitude of the change in their distance to frontier gap to classify changes as reforms. The change in the distance to frontier gap is defined as $(dtf_{\text{prior year}} - dtf_{\text{current year}})/(100 - dtf_{\text{prior year}})$, where dtf is the aggregate distance to frontier score for the specific topic. For example, in 2016/17 Cameroon reduced the paid-in minimum capital requirement, resulting in an improvement in Cameroon’s aggregate distance to frontier score for starting a business from 75.27 to 82.39. This reduced the distance to frontier gap for Cameroon by $(75.27 - 82.39)/(100 - 75.27)$ or 28.79% on starting a business in *Doing Business 2018*. For a complete discussion of the methodology for classifying changes as reforms, see the data notes.

Economies improving the most across three or more *Doing Business* topics in 2016/17

Doing Business 2018 uses a simple method to calculate which economies

improved the ease of doing business the most. First, it selects the economies that in 2016/17 implemented regulatory reforms making it easier to do business in three or more of the 10 topics included in this year’s aggregate distance to frontier score.³ Thirty-four economies meet this criterion: Angola; Azerbaijan; Benin; Bhutan; Brunei Darussalam; Cabo Verde; Djibouti; El Salvador; Georgia; India; Indonesia; Jamaica; Kazakhstan; Kenya; Kosovo; Lithuania; Malawi; Malaysia; Mauritania; Mauritius; Niger; Nigeria; Pakistan; Russian Federation; Rwanda; Saudi Arabia; Senegal; Serbia; Thailand; Ukraine; United Arab Emirates; Uzbekistan; Vietnam and Zambia. Second, *Doing Business* sorts these economies on the increase in their distance to frontier score from the previous year using comparable data.

Selecting the economies that implemented regulatory reforms in at least three topics and had the biggest improvements in their distance to frontier scores is intended to highlight economies with ongoing, broad-based reform programs. The improvement in the distance to frontier score is used to identify the top improvers because this allows a focus on the absolute improvement—in contrast with the

relative improvement shown by a change in rankings—that economies have made in their regulatory environment for business.

EASE OF DOING BUSINESS RANKING

The ease of doing business ranking ranges from 1 to 190. The ranking of economies is determined by sorting the aggregate distance to frontier scores, rounded to two decimals.

NOTES

1. See Djankov and others 2005. Principal components and unobserved components methods yield a ranking nearly identical to that from the simple average method because both these methods assign roughly equal weights to the topics, since the pairwise correlations among topics do not differ much. An alternative to the simple average method is to give different weights to the topics, depending on which are considered of more or less importance in the context of a specific economy.
2. For getting credit, indicators are weighted proportionally, according to their contribution to the total score, with a weight of 60% assigned to the strength of legal rights index and 40% to the depth of credit information index. Indicators for all other topics are assigned equal weights.
3. Changes making it more difficult to do business are subtracted from the total number of those making it easier to do business.



Summaries

of *Doing Business* Reforms in 2016/17

Doing Business reforms affecting all sets of indicators included in this year's report, implemented from June 2016 to June 2017.

- ✓ Reform making it easier to do business
- ✗ Change making it more difficult to do business

Afghanistan

✗ Starting a business

Afghanistan made starting a business more costly by requiring that entrepreneurs pay the business license fee for three years at the time of incorporation.

Albania

✓ Getting credit

Albania strengthened access to credit by introducing amendments to the Civil Code and the Law on Securing Charges and by adopting a new insolvency law. A security interest can now be granted over any type of movable property—including tangible and intangible assets—and secured creditors are given absolute priority within insolvency proceedings.

Labor market regulation

Albania amended legislation to reduce the maximum number of hours (including overtime) allowed in a workweek and to mandate that women and men be given equal remuneration for work of equal value.

Angola

✓ Dealing with construction permits

Angola made dealing with construction permits easier and less time-consuming by improving its system for building permit applications.

✓ Getting electricity

Angola made getting electricity easier by upgrading Luanda's electrical grid, thereby reducing the time it takes for the utility to complete feasibility studies for new connections.

✓ Trading across borders

Angola made trading across borders easier by improving infrastructure at the Port of Luanda.

Antigua and Barbuda

✓ Registering property

Antigua and Barbuda made property registration faster by eliminating an application backlog caused by a fire at the land registry.

Argentina

✗ Dealing with construction permits

Argentina made obtaining a building permit more costly by adopting a new tax law for the city of Buenos Aires.

Reforms affecting the labor market regulation indicators are included here but do not affect the ranking on the ease of doing business.

Armenia

✓ Getting electricity

Armenia made getting electricity easier by imposing new deadlines for connection procedures and introducing a new geographic information system at the utility.

✓ Registering property

Armenia made registering property easier by improving the land administration system's dispute resolution mechanisms.

Azerbaijan

✓ Getting credit

Azerbaijan improved access to credit information by adopting a law allowing the establishment of credit bureaus.

✓ Protecting minority investors

Azerbaijan strengthened minority investor protections by increasing shareholder rights and role in major corporate decisions, clarifying ownership and control structures and requiring greater corporate transparency.

✓ Enforcing contracts

Azerbaijan made enforcing contracts easier by introducing a system that allows users to pay court fees electronically.

✓ Resolving insolvency

Azerbaijan made resolving insolvency easier by making insolvency proceedings more accessible for creditors and granting them greater participation in the proceedings, improving provisions on the treatment of contracts during insolvency and introducing the possibility to obtain post-commencement financing.

Bahamas, The

✓ Starting a business

The Bahamas made starting a business easier by merging the processes of registering for a business license and registering for value added tax.

✓ Paying taxes

The Bahamas made paying taxes less costly by decreasing the stamp duty on the sale of land.

Labor market regulation

The Bahamas amended its legislation to introduce priority rules that apply to reemployment.

Bahrain

x Paying taxes

Bahrain made paying taxes more complicated by introducing a new health care contribution borne by the employer.

Bangladesh

x Starting a business

Bangladesh made starting a business more expensive by increasing the cost of business registration at the Registrar of Joint Stock Companies and Firms. This reform applies to both Chittagong and Dhaka.

Barbados

x Paying taxes

Barbados made paying taxes more difficult by introducing a new national social responsibility levy of 2% on the value of products before VAT.

Belarus

✓ Getting credit

Belarus strengthened access to credit by adopting two new decrees that establish a unified collateral registry.

Belgium

✓ Paying taxes

Belgium made paying taxes less costly by reducing the social security contribution rate paid by employers.

Benin

✓ Dealing with construction permits

Benin increased the transparency of dealing with construction permits by publishing regulations related to construction online free of charge.

✓ Registering property

Benin made registering a property less costly by eliminating the registration

tax and making the schedule of fees and list of documents required for property registration available publicly.

✓ Getting credit

Benin improved its credit reporting system by introducing regulations that govern the licensing and functioning of credit bureaus in the member states of the West African Economic and Monetary Union (UEMOA).

Bhutan

✓ Starting a business

Bhutan made starting a business easier by reducing the time for obtaining a Security Clearance Certificate, registering at the Office of the Registrar and registering for taxes.

✓ Getting credit

Bhutan improved access to credit information by beginning to distribute payment data from two utility companies.

✓ Protecting minority investors

Bhutan strengthened minority investor protections by clarifying ownership and control structures but weakened minority investor protections by reducing shareholder rights.

✓ Enforcing contracts

Bhutan made enforcing contracts easier by creating a dedicated bench to resolve commercial cases.

Bolivia

✓ Trading across borders

Bolivia made exporting and importing easier by implementing the *Sistema Único de Modernización Aduanera* (SUMA), an automated customs data management system.

Bosnia and Herzegovina

Labor market regulation

Bosnia and Herzegovina adopted legislation that decreased wage premiums for overtime, weekly holiday and night work.

Botswana

✗ Registering property

Botswana made registering property more difficult by reducing the efficiency of its Registrar of Deeds as it implements the computerization of manual records.

✓ Paying taxes

Botswana made paying taxes easier by establishing an online system for filing and paying taxes.

✓ Trading across borders

Botswana made trading across borders easier by implementing a new automated customs data management system.

Brazil

✓ Trading across borders

Brazil reduced the time for documentary compliance for both exporting and importing by enhancing its electronic data interchange system. This reform applies to both Rio de Janeiro and São Paulo.

Brunei Darussalam

✓ Starting a business

Brunei Darussalam made starting a business faster by removing post-incorporation procedures.

✓ Dealing with construction permits

Brunei Darussalam made dealing with construction permits less cumbersome by streamlining the process of obtaining a building permit.

✗ Getting electricity

Brunei Darussalam made getting electricity more difficult by increasing the number of procedures needed to obtain a new connection. At the same time, a new compensation scheme was introduced to incentivize the utility to improve reliability.

✓ Registering property

Brunei Darussalam made registering property easier by increasing the transparency of its land administration system and by improving the

land administration system's dispute resolution mechanisms.

✓ Getting credit

Brunei Darussalam strengthened access to credit by adopting a new law on secured transactions that establishes a unified legal framework for movable assets and creates a modern, notice-based collateral registry. The law also establishes priority rules for secured creditors inside and outside of insolvency proceedings and allows for out-of-court enforcement.

✓ Protecting minority investors

Brunei Darussalam strengthened minority investor protections by increasing shareholder rights and role in major corporate decisions, clarifying ownership and control structures and requiring greater corporate transparency.

✓ Paying taxes

Brunei Darussalam made paying taxes easier by introducing an online system for filing and paying labor contributions.

✓ Trading across borders

Brunei Darussalam made exporting and importing easier by enhancing the Brunei Darussalam National Single Window and the customs clearance process.

✓ Enforcing contracts

Brunei Darussalam made enforcing contracts easier by introducing an electronic case management system for the use of judges and lawyers.

Burkina Faso

✓ Getting credit

Burkina Faso improved access to credit information by launching a new credit bureau.

Burundi

✗ Starting a business

Burundi made starting a business more expensive by increasing the cost of registering a business.

Cabo Verde

✓ Dealing with construction permits

Cabo Verde made dealing with construction permits easier by publishing all regulations related to construction online free of charge.

✓ Trading across borders

Cabo Verde made exporting and importing easier by implementing an automated customs data management system, ASYCUDA World.

✓ Resolving insolvency

Cabo Verde made resolving insolvency easier by adopting a law that introduces a reorganization procedure and facilitates continuation of the debtor's business during insolvency proceedings. The law also allows creditors greater participation in important decisions during insolvency proceedings.

Cameroon

✓ Starting a business

Cameroon made starting a business easier by reducing the minimum capital requirement.

✓ Getting credit

Cameroon improved access to credit information by launching a new credit registry.

Canada

✗ Dealing with construction permits

Canada made dealing with construction permits more expensive by increasing fees for site plan approval and building permits.

China

✓ Starting a business

China made starting a business easier by streamlining registration procedures. This reform applies to both Beijing and Shanghai.

✓ Paying taxes

China made paying taxes easier by introducing several measures to ease compliance. This reform applies to both Beijing and Shanghai.

Colombia

Labor market regulation

Colombia increased the mandatory length of paid maternity leave.

Comoros

✓ Trading across borders

The Comoros made trading across borders easier by implementing an automated customs data management system, SYDONIA++, which reduced the time for the preparation and submission of documents for both exports and imports.

Congo, Dem. Rep.

✓ Starting a business

The Democratic Republic of Congo made starting a business easier by eliminating the requirement that a woman obtain her husband's permission to start a business and by combining multiple business registration procedures.

x Dealing with construction permits

The Democratic Republic of Congo made dealing with construction permits more expensive by revising the formula to assess building permit fees. At the same time, the Democratic Republic of Congo made dealing with construction permits more transparent by publishing all regulations related to construction online free of charge.

Labor market regulation

The Democratic Republic of Congo introduced regulation pertaining to working hours.

Congo, Rep.

✓ Starting a business

The Republic of Congo made starting a business easier by reducing the minimum capital requirement for business incorporation and by replacing the requirement for the managers' criminal records with a sworn declaration at the time of the company's registration.

Costa Rica

✓ Registering property

Costa Rica decreased the time needed to transfer a property through several measures, including the introduction of effective time limits.

✓ Protecting minority investors

Costa Rica strengthened minority investor protections by allowing greater access to corporate information before and during trial and enhancing disclosure requirements, but weakened shareholder rights in certain major transactions.

Côte d'Ivoire

✓ Dealing with construction permits

Côte d'Ivoire made dealing with construction permits easier by streamlining processes at its one-stop shop.

Croatia

x Dealing with construction permits

Croatia made dealing with construction permits more costly by increasing the administrative fees for building and occupancy permits.

✓ Registering property

Croatia made it less costly to transfer property by lowering the real estate transfer tax.

Cyprus

x Paying taxes

Cyprus made paying taxes more difficult by increasing the frequency and number of VAT audits, including in cases of VAT cash refund requests. At the same time, paying taxes was made less costly following the introduction of notional interest tax-deductible expenses and an increase in the discount rate on immovable property.

Czech Republic

✓ Starting a business

The Czech Republic made starting a business less expensive by introducing lower fees for simple limited liability companies.

x Paying taxes

The Czech Republic made paying taxes more complicated by introducing new requirements for filing VAT control statements.

Denmark

x Dealing with construction permits

Denmark made dealing with construction permits more expensive by raising the cost of building permits and the cost of obtaining a water and sewage connection.

Djibouti

✓ Starting a business

Djibouti made starting a business less costly by exempting new companies from professional license fees and reducing fees to register a business and publish the notice of commencement.

✓ Dealing with construction permits

Djibouti made obtaining a construction permit easier by reducing the cost of concrete inspections and by implementing decennial liability for all professionals involved in construction projects.

✓ Registering property

Djibouti made registering property easier by increasing the transparency of the land administration system.

✓ Getting credit

Djibouti improved access to credit information by adopting a law that creates a new credit information system.

✓ Protecting minority investors

Djibouti strengthened minority investor protections by requiring greater disclosure of transactions with interested parties, strengthening remedies against interested directors, extending access to corporate information before trial, increasing shareholder rights and role in major corporate decisions, clarifying ownership and control structures and requiring greater corporate transparency.

Dominican Republic

✓ Starting a business

The Dominican Republic reduced the time needed to register a company by streamlining processes at the chamber of commerce.

✓ Getting electricity

The Dominican Republic improved the reliability of electricity by investing in grid expansion, redesigning network zoning and setting up a power restoration squad to respond to outages.

✗ Paying taxes

The Dominican Republic made paying taxes costlier by decreasing the inflation rate.

✓ Resolving insolvency

The Dominican Republic made resolving insolvency easier by adopting a law that introduces a reorganization procedure and facilitates continuation of the debtor's business during insolvency proceedings. The new law allows creditors greater participation in important decisions during insolvency proceedings.

Labor market regulation

The Dominican Republic increased the mandatory length of paid maternity leave.

Ecuador

✗ Registering property

Ecuador made registering property more burdensome by requiring a valuation certificate to register a property transfer.

✗ Paying taxes

Ecuador made paying taxes more costly by introducing a "solidarity tax" paid by employers and employees through withheld salary contributions.

Egypt, Arab Rep.

✗ Registering property

The Arab Republic of Egypt made it more difficult to register property by raising the cost to verify and ratify a sales contract.

✓ Protecting minority investors

Egypt strengthened minority investor protections by increasing shareholder rights and role in major corporate decisions.

El Salvador

✓ Dealing with construction permits

The municipal authorities in San Salvador introduced legislation requiring phased inspections during construction as well as experience requirements for professionals in charge of inspections. Furthermore, an online system was implemented for the payment of preliminary construction fees.

✓ Getting electricity

El Salvador improved the reliability of electricity by introducing new software programs allowing better outage management and maintenance planning.

✓ Paying taxes

El Salvador made paying taxes easier by implementing an online platform for filing and paying taxes and by moving to a risk-based audit assessment selection system focusing on larger companies.

✓ Trading across borders

El Salvador made exporting and importing easier by increasing the number of customs officers at the Angiatú land border.

Equatorial Guinea

✓ Starting a business

Equatorial Guinea made starting a business easier by eliminating the need to obtain an authorization of establishment from the Office of the Prime Minister to start a business.

Ethiopia

✓ Starting a business

Ethiopia made starting a business easier by eliminating the requirement to open a bank account prior to company registration.

✓ Trading across borders

Ethiopia made trading across borders easier through a series of initiatives including the implementation of a risk-based inspection system, the streamlining of documents for importers and the strengthening of the customs authority.

Finland

Labor market regulation

Finland increased the length of the maximum probationary period for permanent employees.

France

✓ Protecting minority investors

France strengthened minority investor protections by increasing corporate transparency.

✓ Paying taxes

France made paying taxes less costly by lowering rates for social security and training contributions.

Gabon

✓ Starting a business

Gabon made starting a business easier by reducing the minimum capital requirement and by making the notarization of incorporation documents optional.

✓ Dealing with construction permits

Gabon made dealing with construction permits faster by streamlining the process and increased transparency by publishing regulations related to construction online free of charge.

Georgia

✓ Getting electricity

Georgia made getting electricity more affordable by reducing connection costs for new customers.

✓ Protecting minority investors

Georgia strengthened minority investor protections by making it easier to sue directors in cases of prejudicial transactions between interested parties, by increasing shareholder rights and role in

major corporate decisions and clarifying ownership and control structures.

✓ Resolving insolvency

Georgia made resolving insolvency easier by making insolvency proceedings more accessible for debtors and creditors, improving provisions on treatment of contracts during insolvency and granting creditors greater participation in important decisions during the proceedings.

Ghana

✓ Dealing with construction permits

Ghana increased the transparency of dealing with construction permits by publishing regulations related to construction online free of charge.

Greece

✓ Starting a business

Greece made starting a business easier by creating a unified social security institution.

Grenada

✗ Paying taxes

Grenada made paying taxes more costly by increasing stamp tax rates.

✓ Resolving insolvency

Grenada made resolving insolvency easier by introducing a reorganization procedure for corporate entities. Grenada also introduced provisions facilitating the continuation of the debtor's business during insolvency proceedings and allowing creditors greater participation in important decisions during the proceedings. Grenada also established a public office responsible for the general administration of insolvency cases.

Guatemala

✗ Dealing with construction permits

Guatemala made dealing with construction permits more complicated and expensive by expanding the classification of projects requiring an environmental impact assessment.

Guinea

✗ Dealing with construction permits

Guinea made dealing with construction permits more expensive by increasing the cost of building permits. At the same time, Guinea increased transparency by publishing laws and regulations on a regularly updated website.

Guinea-Bissau

✓ Getting credit

Guinea-Bissau improved its credit reporting system by introducing regulations that govern the licensing and functioning of credit bureaus in the member states of the West African Economic and Monetary Union (UEMOA) and by launching a new credit bureau.

Guyana

✓ Registering property

Guyana decreased the time to transfer property by allocating higher resources to infrastructure and personnel.

✓ Enforcing contracts

Guyana made enforcing contracts easier by adopting a new code of civil procedure regulating time standards for key court events.

Haiti

✗ Paying taxes

Haiti made paying taxes more costly by increasing the rate for the business license tax.

Honduras

✗ Registering property

Honduras made property registration more difficult by reducing the number of employees at the land registry.

Hong Kong SAR, China

✗ Starting a business

Hong Kong SAR, China, made starting a business more expensive by reintroducing the business registration fee.

✓ Registering property

Hong Kong SAR, China, improved the quality of its land administration system by enhancing its reliability and establishing a complaints mechanism.

Hungary

✓ Enforcing contracts

Hungary made enforcing contracts easier by introducing a system that allows users to pay court fees electronically.

India

✓ Starting a business

India made starting a business faster by merging the applications for the Permanent Account Number (PAN) and the Tax Account Number (TAN) and by improving the online application system. This reform applies to both Delhi and Mumbai. Mumbai also made starting a business faster by merging the applications for value added tax and the Profession Tax (PT).

✓ Dealing with construction permits

India reduced the number of procedures and time required to obtain a building permit by implementing an online system that has streamlined the process at the Municipality of New Delhi and Municipality of Greater Mumbai.

✓ Getting credit

India strengthened access to credit by amending the rules on priority of secured creditors outside reorganization proceedings and by adopting a new law on insolvency that provides a time limit and clear grounds for relief to the automatic stay for secured creditors during reorganization proceedings. This reform applies to both Delhi and Mumbai.

✓ Protecting minority investors

India strengthened minority investor protections by increasing the remedies available in cases of prejudicial transactions between interested

parties. This reform applies to both Delhi and Mumbai.

✓ **Paying taxes**

India made paying taxes easier by requiring that payments be made electronically to the Employees Provident Fund and introducing a set of administrative measures easing compliance with corporate income tax. This reform applies to both Delhi and Mumbai.

✓ **Trading across borders**

India reduced import border compliance time in Mumbai by improving infrastructure at the Nhava Sheva Port. Export and import border compliance costs were also reduced in both Delhi and Mumbai by eliminating merchant overtime fees and through the increased use of electronic and mobile platforms.

✓ **Enforcing contracts**

India made enforcing contracts easier by introducing the National Judicial Data Grid, which makes it possible to generate case management reports on local courts. This reform applies to both Delhi and Mumbai.

✓ **Resolving insolvency**

India made resolving insolvency easier by adopting a new insolvency and bankruptcy code that introduced a reorganization procedure for corporate debtors and facilitated continuation of the debtor's business during insolvency proceedings. This reform applies to both Delhi and Mumbai.

Labor market regulation

India increased the mandatory length of paid maternity leave. This reform applies to both Delhi and Mumbai.

Indonesia

✓ **Starting a business**

Indonesia made starting a business less costly by reducing start-up fees for limited liability companies. This reform applies to both Jakarta and Surabaya.

✓ **Getting electricity**

Indonesia made getting electricity less costly by reducing connection and internal wiring certification fees.

In Jakarta, getting electricity was also made easier after the utility streamlined the processing of new connection applications.

✓ **Registering property**

Indonesia made registering property easier by reducing the transfer tax. This reform applies to both Jakarta and Surabaya.

✓ **Getting credit**

Indonesia improved access to credit information by launching a new credit bureau. This reform applies to both Jakarta and Surabaya.

✓ **Protecting minority investors**

Indonesia strengthened minority investor protections by increasing shareholder rights and role in major corporate decisions and requiring greater corporate transparency. This reform applies to both Jakarta and Surabaya.

✓ **Paying taxes**

Indonesia made paying taxes easier by promoting the online filing of taxes and by lowering the rate for capital gains tax. These reforms apply to both Jakarta and Surabaya.

✓ **Trading across borders**

Indonesia made importing faster by introducing an electronic single billing system. This reform applies to both Jakarta and Surabaya.

Iran, Islamic Rep.

✓ **Getting credit**

The Islamic Republic of Iran improved access to credit information by reporting data on credit payments from an automobile retailer.

Iraq

✓ **Starting a business**

Iraq made starting a business easier by combining multiple registration procedures and reducing the time to register a company.

✓ **Getting credit**

Iraq improved access to credit information by launching a new credit registry.

Italy

✓ **Getting electricity**

Italy made getting electricity easier by streamlining the application process and reducing the time for the external works and meter installation.

✓ **Paying taxes**

Italy made paying taxes less costly by temporarily exempting employers from social security contributions. Italy also made paying taxes easier by abolishing the *Comunicazione dati IVA* (value added tax communication form).

Jamaica

✓ **Starting a business**

Jamaica made starting a business faster by reinstating next-day service for company incorporation.

✓ **Getting electricity**

Jamaica improved the reliability of the electricity supply in Kingston by investing in the distribution network through several initiatives, including the installation of smart meters and distribution automation switches.

✓ **Trading across borders**

Jamaica reduced the time for documentary compliance for importing by implementing a web-based customs data management platform, ASYCUDA World.

Japan

✓ **Paying taxes**

Japan made paying taxes less costly by reducing the statutory rate for corporate income tax and rates for other taxes including mandatory labor contributions. This reform applies to both Osaka and Tokyo.

Jordan

✓ **Getting credit**

Jordan improved access to credit information by establishing a new credit bureau.

Kazakhstan

✓ Registering property

Kazakhstan made it easier to transfer a property by improving transparency and the land administration system's dispute resolution mechanisms.

✓ Protecting minority investors

Kazakhstan strengthened minority investor protections by increasing shareholder rights and role in major corporate decisions, clarifying ownership and control structures, requiring greater corporate transparency and allowing greater access to corporate information during trial.

✓ Enforcing contracts

Kazakhstan made enforcing contracts easier by introducing additional time standards for key court events that are respected in the majority of cases.

Kenya

✓ Starting a business

Kenya made starting a business easier by merging the procedures required to operate formally.

✓ Dealing with construction permits

Kenya made dealing with construction permits less expensive by eliminating fees for clearances from the National Environment Management Authority (NEMA) and the National Construction Authority.

✓ Getting electricity

Kenya improved the reliability of electricity by investing in its distribution lines and transformers and by setting up a specialized squad to restore power when outages occur.

✓ Getting credit

Kenya improved access to credit information by starting to distribute data from two utility companies.

✓ Paying taxes

Kenya made paying taxes easier by implementing an online platform, iTax, for filing and paying corporate income tax and the standards levy.

✓ Trading across borders

Kenya reduced the time for import documentary compliance by implementing its single window system, which allows for electronic submission of customs entries.

Kiribati

Labor market regulation

Kiribati introduced a mandatory minimum wage, provided specific rules on working hours, introduced annual paid leave and streamlined redundancy rules.

Kosovo

✓ Starting a business

Kosovo made starting a business easier by simplifying the process of registering employees.

✓ Getting credit

Kosovo strengthened access to credit by adopting a new law that establishes clear priority rules inside bankruptcy for secured creditors and clear grounds for relief from a stay for secured creditors in reorganization procedures.

✓ Resolving insolvency

Kosovo made resolving insolvency easier by introducing a legal framework for corporate insolvency, making liquidation and reorganization procedures available to debtors and creditors.

Kuwait

✓ Starting a business

Kuwait made starting a business easier by establishing a one-stop shop and improving online registration.

✓ Registering property

Kuwait made registering property easier by reducing the number of days needed to register property and by improving the transparency of the land administration system.

Kyrgyz Republic

x Registering property

The Kyrgyz Republic made property registration less transparent by no longer making official statistics

on property transfers available to the public.

✓ Getting credit

The Kyrgyz Republic strengthened access to credit by adopting two new decrees that establish a unified and modern collateral registry. The Kyrgyz Republic also improved its credit reporting system by adopting a new law on exchanging credit information.

Latvia

Labor market regulation

Latvia amended its legislation to extend the duration of the contribution period that is required before an employee can become eligible for unemployment protection.

Liberia

✓ Resolving insolvency

Liberia made resolving insolvency easier by introducing a legal framework for corporate insolvency, making liquidation and reorganization procedures available to debtors and creditors.

Lithuania

✓ Dealing with construction permits

Lithuania made dealing with construction permits easier by reducing the time needed to obtain technical conditions and the building permit.

✓ Getting electricity

Lithuania made getting electricity easier by streamlining procedures and imposing deadlines for issuing internal wiring inspection certificates.

✓ Protecting minority investors

Lithuania strengthened minority investor protections by increasing corporate transparency.

✓ Paying taxes

Lithuania made paying taxes easier by introducing an electronic system for filing and paying value added tax, corporate income tax and social security contributions. On the other hand, the environmental tax was increased.

Luxembourg

✓ Protecting minority investors

Luxembourg strengthened minority investor protections by making it easier to sue directors in case of prejudicial related-party transactions and increasing access to corporate information.

Madagascar

✓ Starting a business

Madagascar made starting a business easier by publishing the notice of company incorporation online free of charge and by allowing the payment of registration fees directly at the one-stop shop.

✓ Getting credit

Madagascar improved access to credit information by increasing the coverage of the credit registry.

Malawi

x Starting a business

Malawi made starting a business more expensive by increasing the cost of registering a business with the Registrar General.

✓ Dealing with construction permits

Malawi made dealing with construction permits cheaper by halving the fees charged by the city council to process building plan approvals.

✓ Getting credit

Malawi improved access to credit information by establishing a new credit bureau. Malawi also strengthened access to credit by adopting a new law that establishes clear priority rules inside and outside bankruptcy procedures.

✓ Trading across borders

Malawi made exporting and importing easier by upgrading to a web-based customs data management platform, ASYCUDA World.

✓ Resolving insolvency

Malawi made resolving insolvency easier by introducing a reorganization procedure, facilitating continuation of the debtor's business during insolvency

proceedings and introducing regulations for insolvency practitioners.

Malaysia

✓ Getting credit

Malaysia strengthened access to credit by adopting a new law that establishes a modern collateral registry.

✓ Protecting minority investors

Malaysia strengthened minority investor protections by requiring greater corporate transparency.

✓ Trading across borders

Malaysia made importing and exporting easier by improving the infrastructure, equipment and facilities at Port Klang.

Maldives

✓ Paying taxes

Maldives made paying taxes easier by introducing an online system for filing and paying taxes.

Malta

✓ Starting a business

Malta made starting a business easier by removing the requirement for a trading license for general commercial activities.

Mauritania

✓ Starting a business

Mauritania made starting a business easier by combining multiple registration procedures.

✓ Registering property

Mauritania made registering property easier by increasing the transparency of the land registry.

✓ Paying taxes

Mauritania made paying taxes easier by allowing for quarterly filing and payment of social security contributions.

✓ Trading across borders

Mauritania made trading across borders easier through a series of initiatives at the Port of Nouakchott, such as eliminating the requirement to weigh all import

containers, investing in infrastructure, streamlining the movement of cargo and consolidating the payment of fees.

✓ Enforcing contracts

Mauritania made enforcing contracts easier by making judgments rendered at all levels in commercial cases available to the general public on the courts' websites.

Mauritius

✓ Starting a business

Mauritius made starting a business easier by exempting trade fees for licenses below MUR 5,000 and introducing the electronic certificate of incorporation.

✓ Dealing with construction permits

Mauritius made dealing with construction permits faster by outsourcing the design and construction of sewerage connection works.

✓ Registering property

Mauritius made it easier to transfer property by eliminating the transfer tax and registration duty, implementing a complaint mechanism and publishing service standards.

✓ Trading across borders

Mauritius made trading across borders easier by improving the Cargo Community System, introducing advanced electronic document submission and updating the risk-based inspection system.

Mexico

x Dealing with construction permits

Mexico made dealing with construction permits more costly by raising several fees. This reform applies to both Mexico City and Monterrey.

✓ Getting electricity

Mexico (Mexico City) improved the reliability of electricity supply by installing smart meters, extending the medium-voltage network and implementing a new system to remotely restore power service.

x Registering property

Mexico (Monterrey) made registering property more expensive by raising the municipal property transfer tax.

Moldova**✓ Starting a business**

Moldova made starting a business easier by removing the requirement to register with the Social Security Fund.

Mongolia**✓ Getting credit**

Mongolia strengthened access to credit by introducing a new Law on Movable and Intangible Property Pledges and by setting up a new collateral registry. The new law implemented a functional secured transactions system. The collateral registry is operational, unified geographically, searchable by a debtor's unique identifier, modern and notice-based.

x Paying taxes

Mongolia made paying taxes more burdensome by not allowing input VAT incurred on a business capital expenditure to be deducted as input credit.

Labor market regulation

Mongolia amended its legislation to reduce the maximum length of the employee probationary period.

Montenegro**✓ Getting electricity**

Montenegro improved the reliability of electricity supply by implementing the Supervisory Control and Data Acquisition (SCADA) automatic energy management system and by beginning to record data for the annual system average interruption duration index (SAIDI) and system average interruption frequency index (SAIFI).

Morocco**✓ Starting a business**

Morocco made starting a business easier by combining the stamp duty

payment with the application for business incorporation.

x Registering property

Morocco made registering property more expensive by increasing registration fees.

✓ Paying taxes

Morocco made paying taxes easier by improving the online system for filing and paying taxes.

Mozambique**✓ Getting electricity**

Mozambique reduced the time to get an electricity connection by streamlining procedures through the utility instead of different agencies. It also reduced costs by eliminating the security deposit for large commercial clients.

✓ Trading across borders

Mozambique made exporting easier by improving infrastructure at the Maputo-Matola port complex.

Myanmar**✓ Registering property**

Myanmar made registering property less costly by reducing the stamp duty.

✓ Getting credit

Myanmar improved access to credit information by adopting a regulation allowing the establishment of credit bureaus.

Namibia**✓ Enforcing contracts**

Namibia made enforcing contracts easier by introducing an electronic filing system and an electronic case management system for the use of judges and lawyers.

Nepal**✓ Getting credit**

Nepal strengthened access to credit by operationalizing the existing law on secured transactions that implements a functional secured transactions system

and establishes a centralized, notice-based, modern collateral registry.

✓ Protecting minority investors

Nepal strengthened minority investor protections by requiring greater corporate transparency.

Netherlands**✓ Getting credit**

The Netherlands improved access to credit information by lowering the minimum loan amount to be included in the credit bureau's database.

New Zealand**✓ Paying taxes**

New Zealand made paying taxes easier by improving the online portal for filing and paying general sales tax.

x Enforcing contracts

New Zealand temporarily made enforcing contracts more difficult by suspending the filing of new commercial cases before the Commercial List of the High Court of New Zealand during the establishment of a new Commercial Panel.

Nicaragua**✓ Enforcing contracts**

Nicaragua made enforcing contracts easier by adopting a new code of civil procedure that introduces stricter case management rules.

Niger**✓ Starting a business**

Niger made starting a business easier by reducing the minimum capital requirement for business incorporation, by reducing the time needed to register a company and by publishing the notice of company incorporation online free of charge.

✓ Dealing with construction permits

Niger increased the transparency of dealing with construction permits by publishing regulations related to construction online free of charge. Niger

also reduced the time and cost to obtain a building permit and the time to obtain a water connection.

✓ **Getting electricity**

Niger reduced the time to get an electricity connection by implementing a single window.

✓ **Registering property**

Niger made registering property easier by lowering the cost of transferring property.

Nigeria

✓ **Starting a business**

Nigeria made starting a business faster by allowing electronic stamping of registration documents. This reform applies to both Kano and Lagos.

✓ **Dealing with construction permits**

Nigeria (Kano) increased transparency by publishing all relevant regulations, fee schedules and pre-application requirements online. Nigeria (Lagos) made it easier to obtain construction permits by streamlining the permitting process and increased transparency by publishing all relevant regulations, fee schedules and pre-application requirements online.

✓ **Registering property**

Nigeria (Kano) made transferring property more transparent by publishing the list of documents, fee schedules and service standards for property transactions. Nigeria (Lagos) made transferring property easier and more transparent by removing the sworn affidavit for certified copies of land ownership records, introducing a specific and independent complaint mechanism and by publishing statistics on land transfers.

✓ **Getting credit**

Nigeria improved access to credit information by guaranteeing borrowers the legal right to inspect their credit data from the credit bureau and by starting to provide credit scores to banks, financial institutions and borrowers. Nigeria also strengthened access to credit by adopting a new law on secured transactions

and establishing a modern collateral registry. These changes apply to both Kano and Lagos.

✓ **Paying taxes**

Nigeria made paying taxes easier by introducing new channels for payment of taxes and mandating taxpayers to file tax returns at the nearest Federal Inland Revenue Service (FIRS) office. This reform applies to both Kano and Lagos.

Norway

✓ **Paying taxes**

Norway made paying taxes less costly by reducing the statutory corporate income tax rate.

Oman

✓ **Trading across borders**

Oman made exporting and importing easier by enhancing its online single window system for exports and imports, reducing the time required for documentary compliance.

Pakistan

✓ **Starting a business**

Pakistan made starting a business easier by replacing the need to obtain a digital signature for company incorporation with a less costly personal identification number. This change applies to both Karachi and Lahore.

✓ **Registering property**

Pakistan (Karachi) improved the transparency of the land registration process by making the fee schedule and list of documents to submit for property registration available online.

✓ **Protecting minority investors**

Pakistan increased minority investor protections by making it easier to sue directors in case of prejudicial transactions with interested parties. This reform applies to both Karachi and Lahore.

✓ **Trading across borders**

Pakistan made importing and exporting easier by developing a new container

terminal and enhancing its customs platform for electronic document submission. These changes apply to both Karachi and Lahore.

Palau

✓ **Paying taxes**

Palau made paying taxes easier by introducing editable and populated gross revenue tax forms and a system of barcoded payments.

Panama

✓ **Resolving insolvency**

Panama made resolving insolvency easier by adopting a new insolvency law that introduces a reorganization procedure and facilitates continuation of the debtor's business during insolvency proceedings. The new law also allows creditors greater participation in important decisions during insolvency proceedings and regulates insolvency practitioners.

Paraguay

Labor market regulation

Paraguay increased the mandatory length of paid maternity leave.

Philippines

✓ **Getting electricity**

The Philippines reduced the time to get an electricity connection by implementing a new asset management system and by creating a new scheduling and planning office.

✓ **Paying taxes**

The Philippines made paying taxes easier by introducing a new electronic system for payment and collection of housing development fund contributions.

Puerto Rico (U.S.)

Labor market regulation

Puerto Rico (U.S.) increased the length of the maximum probationary period for permanent employees, decreased the wage premium for overtime and weekly holiday work, decreased the

mandatory paid annual leave and established severance payments for all employees wrongfully made redundant.

Qatar

✓ **Getting credit**

Qatar improved access to credit information by starting to provide consumer credit scores to banks, financial institutions and borrowers.

✓ **Trading across borders**

Qatar made exporting and importing easier by inaugurating the new Hamad Port.

Romania

✓ **Registering property**

Romania improved the quality of land administration by digitizing ownership and land records.

Russian Federation

✓ **Registering property**

The Russian Federation made it easier to transfer property by reducing the time needed to apply for state registration of title transfer. This reform applies to both Moscow and St. Petersburg.

✓ **Getting credit**

Russia improved access to credit by adopting a new law that establishes a modern collateral registry. This reform applies to both Moscow and St. Petersburg.

✓ **Trading across borders**

Russia made exporting and importing easier by opening a new deep water port on the coast of the Gulf of Finland, increasing competition and reducing the cost of border compliance at the Port of St. Petersburg. This reform applies to both Moscow and St. Petersburg.

Rwanda

✓ **Dealing with construction permits**

Rwanda increased quality control during construction by introducing risk-based inspections.

✓ **Registering property**

Rwanda made registering property easier by implementing online services to facilitate the registration of property transfers.

✓ **Protecting minority investors**

Rwanda strengthened minority investor protections by making it easier to sue directors, clarifying ownership and control structures and requiring greater corporate transparency.

✓ **Paying taxes**

Rwanda made paying taxes easier by establishing an online system for filing and paying taxes.

✓ **Enforcing contracts**

Rwanda made enforcing contracts easier by making judgments rendered at all levels in commercial cases available to the general public on the judiciary's website.

Samoa

✓ **Getting credit**

Samoa strengthened access to credit with the implementation of the Personal Property Securities Act and by establishing a modern, notice-based collateral registry to register all types of charges and functional equivalents.

São Tomé and Príncipe

✓ **Trading across borders**

São Tomé and Príncipe made exporting and importing easier by implementing a one-stop shop.

Saudi Arabia

✓ **Starting a business**

Saudi Arabia made starting a business easier through the use of an online system that merges name reservation and the submission of the articles of association into one procedure. Saudi Arabia also improved the online payment system, removing the need to pay fees in person.

✓ **Registering property**

Saudi Arabia improved the efficiency of its land administration system by implementing an online platform to check for ownership and encumbrances and by streamlining the property registration process. Additionally, Saudi Arabia made registering property easier by improving the land administration system's dispute resolution mechanisms.

✓ **Protecting minority investors**

Saudi Arabia strengthened minority investor protections by increasing shareholder rights and role in major decisions, clarifying ownership and control structures, requiring greater corporate transparency and regulating the disclosure of transactions with interested parties.

✓ **Paying taxes**

Saudi Arabia made paying taxes easier by improving its online platform for filing and paying taxes.

✓ **Trading across borders**

Saudi Arabia reduced the time for documentary compliance for exports and imports by reducing the number of documents required for customs clearance.

✓ **Enforcing contracts**

Saudi Arabia made enforcing contracts easier by introducing an electronic case management system for the use of judges and lawyers.

Senegal

✓ **Starting a business**

Senegal made starting a business more affordable by reducing the notary fees for company incorporation.

✓ **Getting electricity**

Senegal improved the monitoring and regulation of power outages by beginning to record data for the annual system average interruption duration index (SAIDI) and system average interruption frequency index (SAIFI).

✓ Registering property

Senegal made registering property easier by lowering the costs of transferring property and by reducing the time to transfer and register property.

✓ Paying taxes

Senegal made paying taxes easier by introducing time limits to the General Tax Code for processing value added tax cash refunds and applying these time limits in practice.

✓ Enforcing contracts

Senegal made enforcing contracts easier by introducing stricter pre-trial hearing rules that led to a reduction of the time necessary to resolve a commercial dispute.

Serbia

✓ Starting a business

Serbia made starting a business easier by reducing the signature certification fee and increasing the efficiency of the registry, reducing the time for business registration.

✓ Registering property

Serbia improved the reliability of its land administration system by implementing a geographic information system.

✓ Enforcing contracts

Serbia made enforcing contracts easier by adopting a new enforcement law that broadens and clarifies the responsibilities of enforcement agents as well as the powers of the courts during the enforcement process.

Seychelles

✓ Dealing with construction permits

The Seychelles increased the transparency of dealing with construction permits by publishing construction industry regulations online free of charge.

✓ Registering property

The Seychelles improved the quality of its land administration system by digitizing its maps and introducing a complaint mechanism.

Sierra Leone

✓ Starting a business

Sierra Leone made starting a business easier by combining multiple registration procedures.

✓ Trading across borders

Sierra Leone made trading across borders easier through a series of initiatives, including the elimination of export permits and the implementation of pre-arrival processing.

Singapore

✓ Trading across borders

Singapore made exporting and importing easier by improving infrastructure and electronic equipment at the port.

✓ Resolving insolvency

Singapore made resolving insolvency easier by establishing a new scheme of arrangement procedure with features of the debtor-in-possession reorganization regime and introducing provisions applicable to prepackaged restructurings.

Labor market regulation

Singapore adopted legislation that requires employers with more than 10 employees to notify the Ministry of Manpower if five or more employees are retrenched within any six-month period.

Slovak Republic

✓ Enforcing contracts

The Slovak Republic made enforcing contracts easier by adopting a new code of civil procedure that introduces pre-trial conference as part of the case management techniques used in court.

Slovenia

✓ Getting credit

Slovenia improved access to credit information by reporting both positive and negative data on consumers and commercial borrowers.

South Sudan

✗ Starting a business

South Sudan made starting a business more expensive by increasing business registration fees.

Spain

✓ Enforcing contracts

Spain made enforcing contracts easier by reducing court fees for filing a claim.

Sri Lanka

✓ Trading across borders

Sri Lanka made exporting and importing easier by developing a customs single window.

St. Kitts and Nevis

✓ Trading across borders

St. Kitts and Nevis made trading across borders easier by updating its website and implementing ASYCUDA, an automated customs data management system, reducing documentary compliance time for exports and imports.

Suriname

✓ Registering property

Suriname made transferring property more transparent by publishing the fee schedule and list of documents for property registration online.

Swaziland

✗ Dealing with construction permits

Swaziland made dealing with construction permits more difficult by introducing a requirement that all new construction projects be registered with the Construction Industry Council and that a levy payment be made.

✓ Getting credit

Swaziland improved access to credit information by adopting a law that guarantees borrowers' right to access their own data.

✓ Trading across borders

Swaziland made exporting and importing easier by implementing a web-based customs data management platform, ASYCUDA World.

Switzerland

✓ Enforcing contracts

Switzerland made enforcing contracts easier by introducing an electronic filing system.

Taiwan, China

✓ Trading across borders

Taiwan, China, made exporting easier by allowing different organizations to electronically issue certificates of origin.

✓ Enforcing contracts

Taiwan, China, made enforcing contracts easier by introducing an electronic filing system.

Labor market regulation

Taiwan, China, adopted legislation that increased the number of mandatory paid annual leave days and the number of weekly rest days.

Tajikistan

✓ Starting a business

Tajikistan made starting a business easier by raising the revenue threshold for mandatory value added tax registration.

✓ Registering property

Tajikistan made it easier and less costly to register property by eliminating the need to register the sale-purchase agreement at the municipal office. Tajikistan also made transferring property more costly by increasing fees.

Labor market regulation

Tajikistan adopted legislation that changes the rules of severance payments. It also abolished restrictions on night work by non-pregnant women and non-nursing mothers.

Tanzania

✓ Dealing with construction permits

Tanzania made dealing with construction permits easier by implementing a one-stop shop and streamlining the building permit process.

✗ Registering property

Tanzania made registering property more expensive by increasing the land and property registration fee.

Thailand

✓ Starting a business

Thailand made starting a business easier by abolishing the requirement to obtain a company's seal and eliminating the need for approval from the Labor Department of company work regulations.

✓ Getting electricity

Thailand made getting electricity easier by streamlining procedures through the implementation of a geographic information system, eliminating the external site inspection.

✓ Registering property

Thailand improved the reliability of its land administration system by implementing a geographic information system and by scanning maps for most of Bangkok.

✓ Getting credit

Thailand strengthened access to credit by adopting new legislation that broadens the scope of assets that can be used as collateral. Thailand now allows a general description of assets granted as collateral and allows the security interest to automatically attach to the proceeds of the original asset. It also establishes clear grounds for relief from a stay for secured creditors during reorganization procedures and allows out-of-court enforcement of collateral.

✓ Protecting minority investors

Thailand strengthened minority investor protections by making it easier to sue directors in case of

prejudicial related-party transactions, increasing shareholder rights and role in major corporate decisions and clarifying ownership and control structures.

✓ Paying taxes

Thailand made paying taxes easier by introducing an automatic risk-based system for selecting companies for a tax audit. It also made paying taxes less costly by reducing the property transfer tax rate.

✓ Enforcing contracts

Thailand made enforcing contracts easier by introducing a system that allows users to pay court fees electronically. Thailand also reduced enforcement times by increasing the automation and efficiency of enforcement processes.

✓ Resolving insolvency

Thailand made resolving insolvency easier by changing the voting procedures for reorganization plans.

Togo

✓ Getting credit

Togo improved access to credit information by launching a new credit bureau.

Trinidad and Tobago

✗ Paying taxes

Trinidad and Tobago made paying taxes more costly by increasing the rates for the environmental tax and social security contributions paid by employers.

Tunisia

✗ Paying taxes

Tunisia made paying taxes more costly by introducing a new exceptional corporate income tax contribution.

Turkey

✓ Registering property

Turkey made registering property easier by lowering the costs of transferring property.

✓ Getting credit

Turkey strengthened access to credit by adopting a new law on secured transactions that establishes a unified collateral registry and allows out-of-court enforcement of collateral. Turkey also improved its credit reporting system by adopting a new law on personal data protection.

✗ Resolving insolvency

Turkey made resolving insolvency more difficult by suspending applications for postponement of bankruptcy procedures introduced both before and during the state of emergency.

Uganda

✓ Trading across borders

Uganda reduced the time for export documentary compliance and border compliance by allowing for electronic document submission and processing of certificates of origin and by further developing the Malaba One-Stop Border Post.

Ukraine

✓ Dealing with construction permits

Ukraine made dealing with construction permits easier by reducing fees.

✓ Protecting minority investors

Ukraine strengthened minority investors protections by requiring detailed immediate public disclosure of related-party transactions.

✓ Paying taxes

Ukraine made paying taxes easier by reducing the rate for the unified social contribution tax.

United Arab Emirates

✓ Dealing with construction permits

The United Arab Emirates strengthened construction quality control by imposing stricter qualification requirements for professionals reviewing drawings. It also reduced the time and cost to obtain a building permit by eliminating a procedure.

✓ Getting electricity

The United Arab Emirates made getting electricity easier by streamlining the connection process and eliminating interactions between the customer and the utility to obtain external works. Getting electricity was also made less costly by the elimination of the security deposit for connections under 150 kVA.

✓ Getting credit

The United Arab Emirates improved access to credit information by starting to provide consumer credit scores to banks and financial institutions.

✓ Resolving insolvency

The United Arab Emirates made resolving insolvency easier by adopting an insolvency law that introduces a reorganization procedure and facilitates continuation of the debtor's business during insolvency proceedings.

United States

Labor market regulation

The United States (Los Angeles) increased the maximum days of paid sick leave per year.

Uruguay

✗ Starting a business

Uruguay made starting a business more costly by increasing the value of the official fiscal unit used for the payment of government fees and by increasing business incorporation fees. The cost increased in nominal terms but not in real terms.

✓ Paying taxes

Uruguay made paying taxes easier by enhancing the online portal used for filing and paying taxes and making electronic payments compulsory.

Uzbekistan

✓ Starting a business

Uzbekistan made starting a business easier by rolling out a new platform for business registration, starting with name verification as the first step.

✓ Dealing with construction permits

Uzbekistan made dealing with construction permits easier by streamlining the process of obtaining approvals of land plot allocations from various agencies.

✓ Getting electricity

Uzbekistan streamlined the process of obtaining an electricity connection by introducing a turnkey service at the utility that fulfills all connection-related services, including the design and completion of the external connection.

✓ Protecting minority investors

Uzbekistan strengthened minority investor protections by increasing corporate transparency requirements.

✓ Paying taxes

Uzbekistan made paying taxes easier and less costly by introducing an electronic system for filing and paying value added tax, land tax, unified social payments, corporate income tax, infrastructure development tax, environmental tax, personal pension fund contributions and cumulative pension contributions. However, increases in land tax rates made paying taxes more costly.

Venezuela, RB

✗ Starting a business

República Bolivariana de Venezuela made starting a business more expensive by raising several fees charged during the business registration process. Lawyer fees and publication costs were also increased.

Vietnam

✓ Getting electricity

Vietnam increased the reliability of power supply by rolling out a Supervisory Control and Data Acquisition (SCADA) automatic energy management system for the monitoring of outages and the restoration of service.

✓ Getting credit

Vietnam strengthened access to credit by adopting a new civil code that

broadens the scope of assets that can be used as collateral.

✓ **Paying taxes**

Vietnam made paying taxes easier by abolishing the 12-month mandatory carry forward period for VAT credit and by introducing an online platform for filing social security contributions.

✓ **Trading across borders**

Vietnam made exporting and importing easier by upgrading the automated cargo clearance system and extending the operating hours of the customs department.

✓ **Enforcing contracts**

Vietnam made enforcing contracts easier by adopting a new code of civil procedure and by introducing a consolidated law on voluntary mediation.

West Bank and Gaza

✓ **Getting credit**

West Bank and Gaza strengthened access to credit by introducing a new secured transactions law and by setting up a new collateral registry. The new law implemented a functional secured transactions system. It allowed general description of single categories of assets and allowed a general description of debts and obligations. The collateral registry is operational, unified geographically, searchable by a debtor's unique identifier, modern and notice-based. The new law gave priority to secured creditors outside insolvency procedures and allowed out-of-court enforcement.

Zambia

✓ **Getting credit**

Zambia strengthened access to credit by adopting a new Movable Property Act and by setting up a new collateral registry. The new law implemented a functional secured transactions system. The collateral registry is operational, unified geographically, searchable by a debtor's unique identifier, modern and notice-based.

✓ **Paying taxes**

Zambia made paying taxes easier by introducing an online platform for filing and paying taxes. Paying taxes was also made less costly through a reduction of the property transfer tax rate.

✓ **Trading across borders**

Zambia made exporting and importing easier by implementing a web-based customs data management platform, ASYCUDA World.

Zimbabwe

✓ **Starting a business**

Zimbabwe made starting a business easier by eliminating the requirement to advertise applications for a business license.

✗ **Getting credit**

Zimbabwe improved access to credit information by launching a new credit registry. However, credit scoring was discontinued, reducing access to credit information.

Country Tables

✓ Reform making it easier to do business ✗ Change making it more difficult to do business

AFGHANISTAN		South Asia		GNI per capita (US\$)	
Ease of doing business rank (1–190)	183	Overall distance to frontier (DTF) score (0–100)	36.19	Population	34,656,032
✗ Starting a business (rank)	107	Getting credit (rank)	105	Trading across borders (rank)	175
DTF score for starting a business (0–100)	84.28	DTF score for getting credit (0–100)	45.00	DTF score for trading across borders (0–100)	30.63
Procedures (number)	3.5	Strength of legal rights index (0–12)	9	Time to export	
Time (days)	7.5	Depth of credit information index (0–8)	0	Documentary compliance (hours)	228
Cost (% of income per capita)	82.3	Credit bureau coverage (% of adults)	0.0	Border compliance (hours)	48
Minimum capital (% of income per capita)	0.0	Credit registry coverage (% of adults)	1.0	Cost to export	
Dealing with construction permits (rank)	185	Protecting minority investors (rank)	189	Documentary compliance (US\$)	344
DTF score for dealing with construction permits (0–100)	22.54	DTF score for protecting minority investors (0–100)	10.00	Border compliance (US\$)	453
Procedures (number)	13	Extent of disclosure index (0–10)	1	Time to import	
Time (days)	354	Extent of director liability index (0–10)	1	Documentary compliance (hours)	324
Cost (% of warehouse value)	89.8	Ease of shareholder suits index (0–10)	3	Border compliance (hours)	96
Building quality control index (0–15)	2.5	Extent of shareholder rights index (0–10)	0	Cost to import	
Getting electricity (rank)	163	Extent of ownership and control index (0–10)	0	Documentary compliance (US\$)	900
DTF score for getting electricity (0–100)	44.58	Extent of corporate transparency index (0–10)	1	Border compliance (US\$)	750
Procedures (number)	6	Paying taxes (rank)	176	Enforcing contracts (rank)	181
Time (days)	114	DTF score for paying taxes (0–100)	41.97	DTF score for enforcing contracts (0–100)	31.76
Cost (% of income per capita)	2,426.7	Payments (number per year)	19	Time (days)	1,642
Reliability of supply and transparency of tariffs index (0–8)	0	Time (hours per year)	275	Cost (% of claim)	29.0
Registering property (rank)	186	Total tax and contribution rate (% of profit)	71.4	Quality of judicial processes index (0–18)	5.0
DTF score for registering property (0–100)	27.50	Postfiling index (0–100)	0.00	Resolving insolvency (rank)	161
Procedures (number)	9			DTF score for resolving insolvency (0–100)	23.62
Time (days)	250			Time (years)	2.0
Cost (% of property value)	5.0			Cost (% of estate)	25.0
Quality of land administration index (0–30)	3.0			Recovery rate (cents on the dollar)	26.5
				Strength of insolvency framework index (0–16)	3.0
ALBANIA		Europe & Central Asia		GNI per capita (US\$)	
Ease of doing business rank (1–190)	65	Overall distance to frontier (DTF) score (0–100)	68.70	Population	2,876,101
Starting a business (rank)	45	✓ Getting credit (rank)	42	Trading across borders (rank)	24
DTF score for starting a business (0–100)	91.49	DTF score for getting credit (0–100)	70.00	DTF score for trading across borders (0–100)	96.29
Procedures (number)	5	Strength of legal rights index (0–12)	8	Time to export	
Time (days)	5	Depth of credit information index (0–8)	6	Documentary compliance (hours)	6
Cost (% of income per capita)	12.0	Credit bureau coverage (% of adults)	0.0	Border compliance (hours)	9
Minimum capital (% of income per capita)	0.0	Credit registry coverage (% of adults)	51.6	Cost to export	
Dealing with construction permits (rank)	106	Protecting minority investors (rank)	20	Documentary compliance (US\$)	10
DTF score for dealing with construction permits (0–100)	66.27	DTF score for protecting minority investors (0–100)	71.67	Border compliance (US\$)	55
Procedures (number)	17	Extent of disclosure index (0–10)	9	Time to import	
Time (days)	220	Extent of director liability index (0–10)	7	Documentary compliance (hours)	8
Cost (% of warehouse value)	3.5	Ease of shareholder suits index (0–10)	7	Border compliance (hours)	10
Building quality control index (0–15)	13.0	Extent of shareholder rights index (0–10)	6	Cost to import	
Getting electricity (rank)	157	Extent of ownership and control index (0–10)	6	Documentary compliance (US\$)	10
DTF score for getting electricity (0–100)	48.31	Extent of corporate transparency index (0–10)	8	Border compliance (US\$)	77
Procedures (number)	6	Paying taxes (rank)	125	Enforcing contracts (rank)	120
Time (days)	134	DTF score for paying taxes (0–100)	63.94	DTF score for enforcing contracts (0–100)	53.66
Cost (% of income per capita)	513.0	Payments (number per year)	35	Time (days)	525
Reliability of supply and transparency of tariffs index (0–8)	0	Time (hours per year)	261	Cost (% of claim)	34.9
Registering property (rank)	103	Total tax and contribution rate (% of profit)	37.3	Quality of judicial processes index (0–18)	6.0
DTF score for registering property (0–100)	59.28	Postfiling index (0–100)	57.61	Resolving insolvency (rank)	41
Procedures (number)	6			DTF score for resolving insolvency (0–100)	66.13
Time (days)	19			Time (years)	2.0
Cost (% of property value)	9.6			Cost (% of estate)	10.0
Quality of land administration index (0–30)	15.5			Recovery rate (cents on the dollar)	41.6
				Strength of insolvency framework index (0–16)	14.0

Note: Most indicator sets refer to a case scenario in the largest business city of an economy, though for 11 economies the data are a population-weighted average for the two largest business cities. For some indicators a result of "no practice" may be recorded for an economy; see the data notes for more details. In starting a business, procedures (number), time (days) and cost (% of income per capita) are calculated as the average of both men and women. For the postfiling index, a result of "not applicable" may be recorded for an economy.

✓ Reform making it easier to do business ✗ Change making it more difficult to do business

ALGERIA		Middle East & North Africa		GNI per capita (US\$)	
Ease of doing business rank (1–190)	166	Overall distance to frontier (DTF) score (0–100)	46.71	Population	40,606,052
Starting a business (rank)	145	Getting credit (rank)	177	Trading across borders (rank)	181
DTF score for starting a business (0–100)	77.54	DTF score for getting credit (0–100)	10.00	DTF score for trading across borders (0–100)	24.15
Procedures (number)	12	Strength of legal rights index (0–12)	2	Time to export	
Time (days)	20	Depth of credit information index (0–8)	0	Documentary compliance (hours)	149
Cost (% of income per capita)	11.1	Credit bureau coverage (% of adults)	0.0	Border compliance (hours)	118
Minimum capital (% of income per capita)	0.0	Credit registry coverage (% of adults)	2.9	Cost to export	
				Documentary compliance (US\$)	374
Dealing with construction permits (rank)	146	Protecting minority investors (rank)	170	Border compliance (US\$)	593
DTF score for dealing with construction permits (0–100)	58.89	DTF score for protecting minority investors (0–100)	33.33	Time to import	
Procedures (number)	19	Extent of disclosure index (0–10)	4	Documentary compliance (hours)	249
Time (days)	146	Extent of director liability index (0–10)	1	Border compliance (hours)	327
Cost (% of warehouse value)	8.1	Ease of shareholder suits index (0–10)	5	Cost to import	
Building quality control index (0–15)	10.0	Extent of shareholder rights index (0–10)	3	Documentary compliance (US\$)	400
		Extent of ownership and control index (0–10)	4	Border compliance (US\$)	466
		Extent of corporate transparency index (0–10)	3		
Getting electricity (rank)	120	Paying taxes (rank)	157	Enforcing contracts (rank)	103
DTF score for getting electricity (0–100)	60.56	DTF score for paying taxes (0–100)	54.11	DTF score for enforcing contracts (0–100)	55.49
Procedures (number)	5	Payments (number per year)	27	Time (days)	630
Time (days)	180	Time (hours per year)	265	Cost (% of claim)	19.9
Cost (% of income per capita)	1,335.3	Total tax and contribution rate (% of profit)	65.6	Quality of judicial processes index (0–18)	5.5
Reliability of supply and transparency of tariffs index (0–8)	5	Postfiling index (0–100)	49.77		
Registering property (rank)	163			Resolving insolvency (rank)	71
DTF score for registering property (0–100)	43.83			DTF score for resolving insolvency (0–100)	49.24
Procedures (number)	10			Time (years)	1.3
Time (days)	55			Cost (% of estate)	7.0
Cost (% of property value)	7.1			Recovery rate (cents on the dollar)	50.8
Quality of land administration index (0–30)	7.0			Strength of insolvency framework index (0–16)	7.0
ANGOLA		Sub-Saharan Africa		GNI per capita (US\$)	
Ease of doing business rank (1–190)	175	Overall distance to frontier (DTF) score (0–100)	41.49	Population	28,813,463
Starting a business (rank)	134	Getting credit (rank)	183	✓ Trading across borders (rank)	180
DTF score for starting a business (0–100)	80.09	DTF score for getting credit (0–100)	5.00	DTF score for trading across borders (0–100)	25.28
Procedures (number)	7	Strength of legal rights index (0–12)	1	Time to export	
Time (days)	36	Depth of credit information index (0–8)	0	Documentary compliance (hours)	169
Cost (% of income per capita)	17.4	Credit bureau coverage (% of adults)	0.0	Border compliance (hours)	192
Minimum capital (% of income per capita)	0.0	Credit registry coverage (% of adults)	1.9	Cost to export	
				Documentary compliance (US\$)	240
✓ Dealing with construction permits (rank)	80	Protecting minority investors (rank)	81	Border compliance (US\$)	825
DTF score for dealing with construction permits (0–100)	68.80	DTF score for protecting minority investors (0–100)	55.00	Time to import	
Procedures (number)	10	Extent of disclosure index (0–10)	4	Documentary compliance (hours)	180
Time (days)	173	Extent of director liability index (0–10)	6	Border compliance (hours)	96
Cost (% of warehouse value)	0.5	Ease of shareholder suits index (0–10)	6	Cost to import	
Building quality control index (0–15)	6.0	Extent of shareholder rights index (0–10)	7	Documentary compliance (US\$)	460
		Extent of ownership and control index (0–10)	6	Border compliance (US\$)	1,030
		Extent of corporate transparency index (0–10)	4		
✓ Getting electricity (rank)	165	Paying taxes (rank)	103	Enforcing contracts (rank)	186
DTF score for getting electricity (0–100)	44.08	DTF score for paying taxes (0–100)	69.54	DTF score for enforcing contracts (0–100)	26.26
Procedures (number)	7	Payments (number per year)	31	Time (days)	1,296
Time (days)	121	Time (hours per year)	287	Cost (% of claim)	44.4
Cost (% of income per capita)	990.1	Total tax and contribution rate (% of profit)	49.1	Quality of judicial processes index (0–18)	4.5
Reliability of supply and transparency of tariffs index (0–8)	0	Postfiling index (0–100)	94.95		
Registering property (rank)	172			Resolving insolvency (rank)	168
DTF score for registering property (0–100)	40.86			DTF score for resolving insolvency (0–100)	0.00
Procedures (number)	7			Time (years)	no practice
Time (days)	190			Cost (% of estate)	no practice
Cost (% of property value)	2.9			Recovery rate (cents on the dollar)	0.0
Quality of land administration index (0–30)	7.0			Strength of insolvency framework index (0–16)	0.0
ANTIGUA AND BARBUDA		Latin America & Caribbean		GNI per capita (US\$)	
Ease of doing business rank (1–190)	107	Overall distance to frontier (DTF) score (0–100)	59.63	Population	100,963
Starting a business (rank)	126	Getting credit (rank)	159	Trading across borders (rank)	101
DTF score for starting a business (0–100)	81.69	DTF score for getting credit (0–100)	25.00	DTF score for trading across borders (0–100)	68.73
Procedures (number)	9	Strength of legal rights index (0–12)	5	Time to export	
Time (days)	22	Depth of credit information index (0–8)	0	Documentary compliance (hours)	51
Cost (% of income per capita)	9.1	Credit bureau coverage (% of adults)	0.0	Border compliance (hours)	61
Minimum capital (% of income per capita)	0.0	Credit registry coverage (% of adults)	0.0	Cost to export	
				Documentary compliance (US\$)	121
Dealing with construction permits (rank)	99	Protecting minority investors (rank)	96	Border compliance (US\$)	546
DTF score for dealing with construction permits (0–100)	67.09	DTF score for protecting minority investors (0–100)	51.67	Time to import	
Procedures (number)	19	Extent of disclosure index (0–10)	4	Documentary compliance (hours)	48
Time (days)	135	Extent of director liability index (0–10)	8	Border compliance (hours)	61
Cost (% of warehouse value)	0.8	Ease of shareholder suits index (0–10)	8	Cost to import	
Building quality control index (0–15)	9.0	Extent of shareholder rights index (0–10)	4	Documentary compliance (US\$)	100
		Extent of ownership and control index (0–10)	4	Border compliance (US\$)	546
		Extent of corporate transparency index (0–10)	3		
Getting electricity (rank)	39	Paying taxes (rank)	144	Enforcing contracts (rank)	33
DTF score for getting electricity (0–100)	83.50	DTF score for paying taxes (0–100)	58.69	DTF score for enforcing contracts (0–100)	68.11
Procedures (number)	4	Payments (number per year)	57	Time (days)	476
Time (days)	42	Time (hours per year)	192	Cost (% of claim)	27.1
Cost (% of income per capita)	114.9	Total tax and contribution rate (% of profit)	41.9	Quality of judicial processes index (0–18)	11.5
Reliability of supply and transparency of tariffs index (0–8)	5	Postfiling index (0–100)	69.40		
✓ Registering property (rank)	118			Resolving insolvency (rank)	128
DTF score for registering property (0–100)	56.61			DTF score for resolving insolvency (0–100)	35.26
Procedures (number)	7			Time (years)	3.0
Time (days)	32			Cost (% of estate)	7.0
Cost (% of property value)	10.8			Recovery rate (cents on the dollar)	36.5
Quality of land administration index (0–30)	19.0			Strength of insolvency framework index (0–16)	5.0

Note: Most indicator sets refer to a case scenario in the largest business city of an economy, though for 11 economies the data are a population-weighted average for the two largest business cities. For some indicators a result of "no practice" may be recorded for an economy; see the data notes for more details. In starting a business, procedures (number), time (days) and cost (% of income per capita) are calculated as the average of both men and women. For the postfiling index, a result of "not applicable" may be recorded for an economy.

✓ Reform making it easier to do business ✗ Change making it more difficult to do business

ARGENTINA		Latin America & Caribbean		GNI per capita (US\$)	
Ease of doing business rank (1–190)	117	Overall distance to frontier (DTF) score (0–100)	58.11	Population	43,847,430
Starting a business (rank)	157	Getting credit (rank)	77	Trading across borders (rank)	116
DTF score for starting a business (0–100)	75.15	DTF score for getting credit (0–100)	55.00	DTF score for trading across borders (0–100)	65.36
Procedures (number)	13	Strength of legal rights index (0–12)	3	Time to export	
Time (days)	24	Depth of credit information index (0–8)	8	Documentary compliance (hours)	30
Cost (% of income per capita)	10.4	Credit bureau coverage (% of adults)	80.0	Border compliance (hours)	21
Minimum capital (% of income per capita)	0.0	Credit registry coverage (% of adults)	44.8	Cost to export	
				Documentary compliance (US\$)	60
✗ Dealing with construction permits (rank)	171	Protecting minority investors (rank)	43	Border compliance (US\$)	150
DTF score for dealing with construction permits (0–100)	49.27	DTF score for protecting minority investors (0–100)	63.33	Time to import	
Procedures (number)	22	Extent of disclosure index (0–10)	7	Documentary compliance (hours)	192
Time (days)	347	Extent of director liability index (0–10)	2	Border compliance (hours)	60
Cost (% of warehouse value)	3.1	Ease of shareholder suits index (0–10)	6	Cost to import	
Building quality control index (0–15)	11.0	Extent of shareholder rights index (0–10)	9	Documentary compliance (US\$)	120
		Extent of ownership and control index (0–10)	7	Border compliance (US\$)	1,200
		Extent of corporate transparency index (0–10)	7		
Getting electricity (rank)	95	Paying taxes (rank)	169	Enforcing contracts (rank)	102
DTF score for getting electricity (0–100)	70.01	DTF score for paying taxes (0–100)	49.34	DTF score for enforcing contracts (0–100)	55.66
Procedures (number)	6	Payments (number per year)	9	Time (days)	995
Time (days)	92	Time (hours per year)	311.5	Cost (% of claim)	22.5
Cost (% of income per capita)	24.5	Total tax and contribution rate (% of profit)	106.0	Quality of judicial processes index (0–18)	11.5
Reliability of supply and transparency of tariffs index (0–8)	5	Postfiling index (0–100)	47.94		
Registering property (rank)	117			Resolving insolvency (rank)	101
DTF score for registering property (0–100)	56.75			DTF score for resolving insolvency (0–100)	41.24
Procedures (number)	7			Time (years)	2.4
Time (days)	51.5			Cost (% of estate)	16.5
Cost (% of property value)	6.6			Recovery rate (cents on the dollar)	21.5
Quality of land administration index (0–30)	13.5			Strength of insolvency framework index (0–16)	9.5
ARMENIA		Europe & Central Asia		GNI per capita (US\$)	
Ease of doing business rank (1–190)	47	Overall distance to frontier (DTF) score (0–100)	72.51	Population	2,924,816
Starting a business (rank)	15	Getting credit (rank)	42	Trading across borders (rank)	52
DTF score for starting a business (0–100)	94.47	DTF score for getting credit (0–100)	70.00	DTF score for trading across borders (0–100)	86.45
Procedures (number)	4	Strength of legal rights index (0–12)	6	Time to export	
Time (days)	4.5	Depth of credit information index (0–8)	8	Documentary compliance (hours)	2
Cost (% of income per capita)	0.9	Credit bureau coverage (% of adults)	77.2	Border compliance (hours)	39
Minimum capital (% of income per capita)	0.0	Credit registry coverage (% of adults)	0.0	Cost to export	
				Documentary compliance (US\$)	150
Dealing with construction permits (rank)	89	Protecting minority investors (rank)	62	Border compliance (US\$)	100
DTF score for dealing with construction permits (0–100)	67.99	DTF score for protecting minority investors (0–100)	58.33	Time to import	
Procedures (number)	19	Extent of disclosure index (0–10)	5	Documentary compliance (hours)	2
Time (days)	98	Extent of director liability index (0–10)	6	Border compliance (hours)	41
Cost (% of warehouse value)	0.9	Ease of shareholder suits index (0–10)	8	Cost to import	
Building quality control index (0–15)	8.0	Extent of shareholder rights index (0–10)	7	Documentary compliance (US\$)	100
		Extent of ownership and control index (0–10)	2	Border compliance (US\$)	100
		Extent of corporate transparency index (0–10)	7		
✓ Getting electricity (rank)	66	Paying taxes (rank)	87	Enforcing contracts (rank)	47
DTF score for getting electricity (0–100)	78.53	DTF score for paying taxes (0–100)	72.49	DTF score for enforcing contracts (0–100)	66.00
Procedures (number)	3	Payments (number per year)	14	Time (days)	570
Time (days)	127	Time (hours per year)	313	Cost (% of claim)	16.0
Cost (% of income per capita)	78.9	Total tax and contribution rate (% of profit)	18.5	Quality of judicial processes index (0–18)	9.5
Reliability of supply and transparency of tariffs index (0–8)	5	Postfiling index (0–100)	49.08		
✓ Registering property (rank)	13			Resolving insolvency (rank)	97
DTF score for registering property (0–100)	87.78			DTF score for resolving insolvency (0–100)	43.01
Procedures (number)	3			Time (years)	1.9
Time (days)	7			Cost (% of estate)	11.0
Cost (% of property value)	0.2			Recovery rate (cents on the dollar)	36.4
Quality of land administration index (0–30)	21.5			Strength of insolvency framework index (0–16)	7.5
AUSTRALIA		OECD high income		GNI per capita (US\$)	
Ease of doing business rank (1–190)	14	Overall distance to frontier (DTF) score (0–100)	80.14	Population	24,127,159
Starting a business (rank)	7	Getting credit (rank)	6	Trading across borders (rank)	95
DTF score for starting a business (0–100)	96.47	DTF score for getting credit (0–100)	90.00	DTF score for trading across borders (0–100)	70.65
Procedures (number)	3	Strength of legal rights index (0–12)	11	Time to export	
Time (days)	2.5	Depth of credit information index (0–8)	7	Documentary compliance (hours)	7
Cost (% of income per capita)	0.7	Credit bureau coverage (% of adults)	100.0	Border compliance (hours)	36
Minimum capital (% of income per capita)	0.0	Credit registry coverage (% of adults)	0.0	Cost to export	
				Documentary compliance (US\$)	264
Dealing with construction permits (rank)	6	Protecting minority investors (rank)	57	Border compliance (US\$)	749
DTF score for dealing with construction permits (0–100)	84.39	DTF score for protecting minority investors (0–100)	60.00	Time to import	
Procedures (number)	11	Extent of disclosure index (0–10)	8	Documentary compliance (hours)	4
Time (days)	121	Extent of director liability index (0–10)	2	Border compliance (hours)	39
Cost (% of warehouse value)	0.9	Ease of shareholder suits index (0–10)	8	Cost to import	
Building quality control index (0–15)	14.0	Extent of shareholder rights index (0–10)	5	Documentary compliance (US\$)	100
		Extent of ownership and control index (0–10)	4	Border compliance (US\$)	525
		Extent of corporate transparency index (0–10)	9		
Getting electricity (rank)	47	Paying taxes (rank)	26	Enforcing contracts (rank)	3
DTF score for getting electricity (0–100)	82.31	DTF score for paying taxes (0–100)	85.62	DTF score for enforcing contracts (0–100)	79.00
Procedures (number)	5	Payments (number per year)	11	Time (days)	402
Time (days)	75	Time (hours per year)	105	Cost (% of claim)	23.2
Cost (% of income per capita)	12.4	Total tax and contribution rate (% of profit)	47.5	Quality of judicial processes index (0–18)	15.5
Reliability of supply and transparency of tariffs index (0–8)	7	Postfiling index (0–100)	95.34		
Registering property (rank)	51			Resolving insolvency (rank)	18
DTF score for registering property (0–100)	74.17			DTF score for resolving insolvency (0–100)	78.79
Procedures (number)	5			Time (years)	1.0
Time (days)	4.5			Cost (% of estate)	8.0
Cost (% of property value)	5.2			Recovery rate (cents on the dollar)	82.5
Quality of land administration index (0–30)	20.0			Strength of insolvency framework index (0–16)	11.0

Note: Most indicator sets refer to a case scenario in the largest business city of an economy, though for 11 economies the data are a population-weighted average for the two largest business cities. For some indicators a result of "no practice" may be recorded for an economy; see the data notes for more details. In starting a business, procedures (number), time (days) and cost (% of income per capita) are calculated as the average of both men and women. For the postfiling index, a result of "not applicable" may be recorded for an economy.

✓ Reform making it easier to do business ✗ Change making it more difficult to do business

AUSTRIA		OECD high income		GNI per capita (US\$)	
Ease of doing business rank (1–190)	22	Overall distance to frontier (DTF) score (0–100)	78.54	Population	8,747,358
Starting a business (rank)	118	Getting credit (rank)	77	Trading across borders (rank)	1
DTF score for starting a business (0–100)	83.13	DTF score for getting credit (0–100)	55.00	DTF score for trading across borders (0–100)	100.00
Procedures (number)	8	Strength of legal rights index (0–12)	4	Time to export	
Time (days)	21	Depth of credit information index (0–8)	7	Documentary compliance (hours)	1
Cost (% of income per capita)	5.1	Credit bureau coverage (% of adults)	52.8	Border compliance (hours)	0
Minimum capital (% of income per capita)	12.5	Credit registry coverage (% of adults)	2.2	Cost to export	
				Documentary compliance (US\$)	0
Dealing with construction permits (rank)	42	Protecting minority investors (rank)	29	Border compliance (US\$)	0
DTF score for dealing with construction permits (0–100)	75.00	DTF score for protecting minority investors (0–100)	68.33	Time to import	
Procedures (number)	11	Extent of disclosure index (0–10)	5	Documentary compliance (hours)	1
Time (days)	222	Extent of director liability index (0–10)	5	Border compliance (hours)	0
Cost (% of warehouse value)	1.2	Ease of shareholder suits index (0–10)	7	Cost to import	
Building quality control index (0–15)	13.0	Extent of shareholder rights index (0–10)	7	Documentary compliance (US\$)	0
		Extent of ownership and control index (0–10)	9	Border compliance (US\$)	0
		Extent of corporate transparency index (0–10)	8		
Getting electricity (rank)	22	Paying taxes (rank)	39	Enforcing contracts (rank)	9
DTF score for getting electricity (0–100)	87.71	DTF score for paying taxes (0–100)	83.34	DTF score for enforcing contracts (0–100)	75.49
Procedures (number)	5	Payments (number per year)	12	Time (days)	397
Time (days)	23	Time (hours per year)	131	Cost (% of claim)	20.6
Cost (% of income per capita)	93.5	Total tax and contribution rate (% of profit)	51.8	Quality of judicial processes index (0–18)	13.0
Reliability of supply and transparency of tariffs index (0–8)	7	Postfiling index (0–100)	98.54		
Registering property (rank)	31			Resolving insolvency (rank)	23
DTF score for registering property (0–100)	79.97			DTF score for resolving insolvency (0–100)	77.43
Procedures (number)	3			Time (years)	1.1
Time (days)	20.5			Cost (% of estate)	10.0
Cost (% of property value)	4.6			Recovery rate (cents on the dollar)	80.0
Quality of land administration index (0–30)	23.0			Strength of insolvency framework index (0–16)	11.0
AZERBAIJAN		Europe & Central Asia		GNI per capita (US\$)	
Ease of doing business rank (1–190)	57	Overall distance to frontier (DTF) score (0–100)	70.19	Population	9,762,274
Starting a business (rank)	18	✓ Getting credit (rank)	122	Trading across borders (rank)	83
DTF score for starting a business (0–100)	94.36	DTF score for getting credit (0–100)	40.00	DTF score for trading across borders (0–100)	73.56
Procedures (number)	4	Strength of legal rights index (0–12)	2	Time to export	
Time (days)	4.5	Depth of credit information index (0–8)	6	Documentary compliance (hours)	33
Cost (% of income per capita)	1.8	Credit bureau coverage (% of adults)	0.0	Border compliance (hours)	29
Minimum capital (% of income per capita)	0.0	Credit registry coverage (% of adults)	37.5	Cost to export	
				Documentary compliance (US\$)	300
Dealing with construction permits (rank)	161	✓ Protecting minority investors (rank)	10	Border compliance (US\$)	214
DTF score for dealing with construction permits (0–100)	54.90	DTF score for protecting minority investors (0–100)	75.00	Time to import	
Procedures (number)	21	Extent of disclosure index (0–10)	10	Documentary compliance (hours)	38
Time (days)	242	Extent of director liability index (0–10)	5	Border compliance (hours)	30
Cost (% of warehouse value)	6.8	Ease of shareholder suits index (0–10)	8	Cost to import	
Building quality control index (0–15)	12.0	Extent of shareholder rights index (0–10)	8	Documentary compliance (US\$)	200
		Extent of ownership and control index (0–10)	6	Border compliance (US\$)	300
		Extent of corporate transparency index (0–10)	8		
Getting electricity (rank)	102	Paying taxes (rank)	35	✓ Enforcing contracts (rank)	38
DTF score for getting electricity (0–100)	67.98	DTF score for paying taxes (0–100)	84.21	DTF score for enforcing contracts (0–100)	67.51
Procedures (number)	7	Payments (number per year)	6	Time (days)	277
Time (days)	69	Time (hours per year)	195	Cost (% of claim)	18.5
Cost (% of income per capita)	141.4	Total tax and contribution rate (% of profit)	39.8	Quality of judicial processes index (0–18)	6.5
Reliability of supply and transparency of tariffs index (0–8)	5	Postfiling index (0–100)	83.79		
Registering property (rank)	21			✓ Resolving insolvency (rank)	47
DTF score for registering property (0–100)	82.07			DTF score for resolving insolvency (0–100)	62.27
Procedures (number)	3			Time (years)	1.5
Time (days)	5.5			Cost (% of estate)	12.0
Cost (% of property value)	0.2			Recovery rate (cents on the dollar)	40.2
Quality of land administration index (0–30)	14.5			Strength of insolvency framework index (0–16)	13.0
BAHAMAS, THE		Latin America & Caribbean		GNI per capita (US\$)	
Ease of doing business rank (1–190)	119	Overall distance to frontier (DTF) score (0–100)	57.47	Population	391,232
✓ Starting a business (rank)	108	Getting credit (rank)	142	Trading across borders (rank)	157
DTF score for starting a business (0–100)	84.18	DTF score for getting credit (0–100)	30.00	DTF score for trading across borders (0–100)	53.07
Procedures (number)	7	Strength of legal rights index (0–12)	6	Time to export	
Time (days)	21.5	Depth of credit information index (0–8)	0	Documentary compliance (hours)	12
Cost (% of income per capita)	13.8	Credit bureau coverage (% of adults)	0.0	Border compliance (hours)	36
Minimum capital (% of income per capita)	0.0	Credit registry coverage (% of adults)	0.0	Cost to export	
				Documentary compliance (US\$)	550
Dealing with construction permits (rank)	86	Protecting minority investors (rank)	129	Border compliance (US\$)	512
DTF score for dealing with construction permits (0–100)	68.30	DTF score for protecting minority investors (0–100)	45.00	Time to import	
Procedures (number)	16	Extent of disclosure index (0–10)	2	Documentary compliance (hours)	6
Time (days)	180	Extent of director liability index (0–10)	5	Border compliance (hours)	51
Cost (% of warehouse value)	1.0	Ease of shareholder suits index (0–10)	8	Cost to import	
Building quality control index (0–15)	10.0	Extent of shareholder rights index (0–10)	8	Documentary compliance (US\$)	550
		Extent of ownership and control index (0–10)	1	Border compliance (US\$)	1,385
		Extent of corporate transparency index (0–10)	3		
Getting electricity (rank)	117	✓ Paying taxes (rank)	55	Enforcing contracts (rank)	74
DTF score for getting electricity (0–100)	60.96	DTF score for paying taxes (0–100)	78.09	DTF score for enforcing contracts (0–100)	59.43
Procedures (number)	5	Payments (number per year)	31	Time (days)	532
Time (days)	67	Time (hours per year)	233	Cost (% of claim)	28.9
Cost (% of income per capita)	124.1	Total tax and contribution rate (% of profit)	31.5	Quality of judicial processes index (0–18)	8.0
Reliability of supply and transparency of tariffs index (0–8)	0	Postfiling index (0–100)	95.00		
Registering property (rank)	167			Resolving insolvency (rank)	64
DTF score for registering property (0–100)	42.71			DTF score for resolving insolvency (0–100)	52.93
Procedures (number)	7			Time (years)	3.0
Time (days)	122			Cost (% of estate)	12.0
Cost (% of property value)	4.7			Recovery rate (cents on the dollar)	63.5
Quality of land administration index (0–30)	3.0			Strength of insolvency framework index (0–16)	6.0

Note: Most indicator sets refer to a case scenario in the largest business city of an economy, though for 11 economies the data are a population-weighted average for the two largest business cities. For some indicators a result of "no practice" may be recorded for an economy; see the data notes for more details. In starting a business, procedures (number), time (days) and cost (% of income per capita) are calculated as the average of both men and women. For the postfiling index, a result of "not applicable" may be recorded for an economy.

✓ Reform making it easier to do business ✗ Change making it more difficult to do business

BAHRAIN		Middle East & North Africa		GNI per capita (US\$)	
Ease of doing business rank (1–190)	66	Overall distance to frontier (DTF) score (0–100)	68.13	Population	1,425,171
Starting a business (rank)	75	Getting credit (rank)	105	Trading across borders (rank)	78
DTF score for starting a business (0–100)	87.87	DTF score for getting credit (0–100)	45.00	DTF score for trading across borders (0–100)	75.97
Procedures (number)	7.5	Strength of legal rights index (0–12)	1	Time to export	
Time (days)	9.5	Depth of credit information index (0–8)	8	Documentary compliance (hours)	24
Cost (% of income per capita)	1.0	Credit bureau coverage (% of adults)	27.8	Border compliance (hours)	71
Minimum capital (% of income per capita)	2.9	Credit registry coverage (% of adults)	0.0	Cost to export	
				Documentary compliance (US\$)	100
Dealing with construction permits (rank)	47	Protecting minority investors (rank)	108	Border compliance (US\$)	47
DTF score for dealing with construction permits (0–100)	73.73	DTF score for protecting minority investors (0–100)	50.00	Time to import	
Procedures (number)	11	Extent of disclosure index (0–10)	8	Documentary compliance (hours)	84
Time (days)	174	Extent of director liability index (0–10)	4	Border compliance (hours)	54
Cost (% of warehouse value)	3.7	Ease of shareholder suits index (0–10)	4	Cost to import	
Building quality control index (0–15)	12.0	Extent of shareholder rights index (0–10)	5	Documentary compliance (US\$)	130
		Extent of ownership and control index (0–10)	4	Border compliance (US\$)	397
		Extent of corporate transparency index (0–10)	5		
Getting electricity (rank)	79	✗ Paying taxes (rank)	5	Enforcing contracts (rank)	111
DTF score for getting electricity (0–100)	74.83	DTF score for paying taxes (0–100)	93.89	DTF score for enforcing contracts (0–100)	54.53
Procedures (number)	5	Payments (number per year)	14	Time (days)	635
Time (days)	85	Time (hours per year)	28.5	Cost (% of claim)	14.7
Cost (% of income per capita)	57.0	Total tax and contribution rate (% of profit)	13.8	Quality of judicial processes index (0–18)	4.0
Reliability of supply and transparency of tariffs index (0–8)	5	Postfiling index (0–100)	not applicable		
Registering property (rank)	25			Resolving insolvency (rank)	90
DTF score for registering property (0–100)	81.07			DTF score for resolving insolvency (0–100)	44.42
Procedures (number)	2			Time (years)	2.5
Time (days)	31			Cost (% of estate)	9.5
Cost (% of property value)	1.7			Recovery rate (cents on the dollar)	41.9
Quality of land administration index (0–30)	17.5			Strength of insolvency framework index (0–16)	7.0
BANGLADESH		South Asia		GNI per capita (US\$)	
Ease of doing business rank (1–190)	177	Overall distance to frontier (DTF) score (0–100)	40.99	Population	162,951,560
✗ Starting a business (rank)	131	Getting credit (rank)	159	Trading across borders (rank)	173
DTF score for starting a business (0–100)	80.67	DTF score for getting credit (0–100)	25.00	DTF score for trading across borders (0–100)	34.86
Procedures (number)	9	Strength of legal rights index (0–12)	5	Time to export	
Time (days)	19.5	Depth of credit information index (0–8)	0	Documentary compliance (hours)	147
Cost (% of income per capita)	22.3	Credit bureau coverage (% of adults)	0.0	Border compliance (hours)	99.7
Minimum capital (% of income per capita)	0.0	Credit registry coverage (% of adults)	0.9	Cost to export	
				Documentary compliance (US\$)	225
Dealing with construction permits (rank)	130	Protecting minority investors (rank)	76	Border compliance (US\$)	408.2
DTF score for dealing with construction permits (0–100)	61.97	DTF score for protecting minority investors (0–100)	56.67	Time to import	
Procedures (number)	14.2	Extent of disclosure index (0–10)	6	Documentary compliance (hours)	144
Time (days)	269	Extent of director liability index (0–10)	7	Border compliance (hours)	183
Cost (% of warehouse value)	2.4	Ease of shareholder suits index (0–10)	6	Cost to import	
Building quality control index (0–15)	10.0	Extent of shareholder rights index (0–10)	5	Documentary compliance (US\$)	370
		Extent of ownership and control index (0–10)	4	Border compliance (US\$)	1,293.8
		Extent of corporate transparency index (0–10)	6		
Getting electricity (rank)	185	Paying taxes (rank)	152	Enforcing contracts (rank)	189
DTF score for getting electricity (0–100)	16.97	DTF score for paying taxes (0–100)	56.13	DTF score for enforcing contracts (0–100)	22.21
Procedures (number)	9	Payments (number per year)	33	Time (days)	1,442
Time (days)	428.9	Time (hours per year)	435	Cost (% of claim)	66.8
Cost (% of income per capita)	2,602.9	Total tax and contribution rate (% of profit)	33.4	Quality of judicial processes index (0–18)	7.5
Reliability of supply and transparency of tariffs index (0–8)	0	Postfiling index (0–100)	44.36		
Registering property (rank)	185			Resolving insolvency (rank)	152
DTF score for registering property (0–100)	27.67			DTF score for resolving insolvency (0–100)	27.71
Procedures (number)	8			Time (years)	4.0
Time (days)	244			Cost (% of estate)	8.0
Cost (% of property value)	6.9			Recovery rate (cents on the dollar)	28.3
Quality of land administration index (0–30)	4.5			Strength of insolvency framework index (0–16)	4.0
BARBADOS		Latin America & Caribbean		GNI per capita (US\$)	
Ease of doing business rank (1–190)	132	Overall distance to frontier (DTF) score (0–100)	55.20	Population	284,996
Starting a business (rank)	99	Getting credit (rank)	133	Trading across borders (rank)	129
DTF score for starting a business (0–100)	85.11	DTF score for getting credit (0–100)	35.00	DTF score for trading across borders (0–100)	61.88
Procedures (number)	8	Strength of legal rights index (0–12)	7	Time to export	
Time (days)	15	Depth of credit information index (0–8)	0	Documentary compliance (hours)	54
Cost (% of income per capita)	7.6	Credit bureau coverage (% of adults)	0.0	Border compliance (hours)	41
Minimum capital (% of income per capita)	0.0	Credit registry coverage (% of adults)	0.0	Cost to export	
				Documentary compliance (US\$)	109
Dealing with construction permits (rank)	155	Protecting minority investors (rank)	167	Border compliance (US\$)	350
DTF score for dealing with construction permits (0–100)	56.63	DTF score for protecting minority investors (0–100)	35.00	Time to import	
Procedures (number)	9	Extent of disclosure index (0–10)	2	Documentary compliance (hours)	74
Time (days)	442	Extent of director liability index (0–10)	2	Border compliance (hours)	104
Cost (% of warehouse value)	0.2	Ease of shareholder suits index (0–10)	7	Cost to import	
Building quality control index (0–15)	6.5	Extent of shareholder rights index (0–10)	4	Documentary compliance (US\$)	146
		Extent of ownership and control index (0–10)	1	Border compliance (US\$)	1,585
		Extent of corporate transparency index (0–10)	5		
Getting electricity (rank)	160	✗ Paying taxes (rank)	89	Enforcing contracts (rank)	167
DTF score for getting electricity (0–100)	46.36	DTF score for paying taxes (0–100)	71.90	DTF score for enforcing contracts (0–100)	38.02
Procedures (number)	8	Payments (number per year)	29	Time (days)	1,340
Time (days)	88	Time (hours per year)	245	Cost (% of claim)	19.7
Cost (% of income per capita)	64.0	Total tax and contribution rate (% of profit)	35.3	Quality of judicial processes index (0–18)	6.5
Reliability of supply and transparency of tariffs index (0–8)	0	Postfiling index (0–100)	74.08		
Registering property (rank)	133			Resolving insolvency (rank)	34
DTF score for registering property (0–100)	52.35			DTF score for resolving insolvency (0–100)	69.79
Procedures (number)	6			Time (years)	1.8
Time (days)	105			Cost (% of estate)	15.0
Cost (% of property value)	5.6			Recovery rate (cents on the dollar)	65.8
Quality of land administration index (0–30)	11.5			Strength of insolvency framework index (0–16)	11.0

Note: Most indicator sets refer to a case scenario in the largest business city of an economy, though for 11 economies the data are a population-weighted average for the two largest business cities. For some indicators a result of "no practice" may be recorded for an economy; see the data notes for more details. In starting a business, procedures (number), time (days) and cost (% of income per capita) are calculated as the average of both men and women. For the postfiling index, a result of "not applicable" may be recorded for an economy.

✓ Reform making it easier to do business ✗ Change making it more difficult to do business

BELARUS		Europe & Central Asia		GNI per capita (US\$)	
Ease of doing business rank (1–190)	38	Overall distance to frontier (DTF) score (0–100)	75.06	Population	9,507,120
Starting a business (rank)	30	✓ Getting credit (rank)	90	Trading across borders (rank)	30
DTF score for starting a business (0–100)	92.91	DTF score for getting credit (0–100)	50.00	DTF score for trading across borders (0–100)	93.71
Procedures (number)	5	Strength of legal rights index (0–12)	3	Time to export	
Time (days)	5	Depth of credit information index (0–8)	7	Documentary compliance (hours)	4
Cost (% of income per capita)	0.6	Credit bureau coverage (% of adults)	0.0	Border compliance (hours)	5
Minimum capital (% of income per capita)	0.0	Credit registry coverage (% of adults)	72.2	Cost to export	
				Documentary compliance (US\$)	140
Dealing with construction permits (rank)	22	Protecting minority investors (rank)	40	Border compliance (US\$)	108
DTF score for dealing with construction permits (0–100)	78.34	DTF score for protecting minority investors (0–100)	65.00	Time to import	
Procedures (number)	16	Extent of disclosure index (0–10)	7	Documentary compliance (hours)	4
Time (days)	115	Extent of director liability index (0–10)	2	Border compliance (hours)	1
Cost (% of warehouse value)	0.7	Ease of shareholder suits index (0–10)	8	Cost to import	
Building quality control index (0–15)	13.0	Extent of shareholder rights index (0–10)	6	Documentary compliance (US\$)	0
		Extent of ownership and control index (0–10)	8	Border compliance (US\$)	0
		Extent of corporate transparency index (0–10)	8		
Getting electricity (rank)	25	Paying taxes (rank)	96	Enforcing contracts (rank)	24
DTF score for getting electricity (0–100)	86.04	DTF score for paying taxes (0–100)	70.81	DTF score for enforcing contracts (0–100)	70.36
Procedures (number)	4	Payments (number per year)	7	Time (days)	275
Time (days)	105	Time (hours per year)	184	Cost (% of claim)	23.4
Cost (% of income per capita)	110.0	Total tax and contribution rate (% of profit)	52.9	Quality of judicial processes index (0–18)	9.0
Reliability of supply and transparency of tariffs index (0–8)	8	Postfiling index (0–100)	50.00		
Registering property (rank)	5			Resolving insolvency (rank)	68
DTF score for registering property (0–100)	92.19			DTF score for resolving insolvency (0–100)	51.26
Procedures (number)	2			Time (years)	1.5
Time (days)	3			Cost (% of estate)	17.0
Cost (% of property value)	0.0			Recovery rate (cents on the dollar)	37.2
Quality of land administration index (0–30)	23.5			Strength of insolvency framework index (0–16)	10.0
BELGIUM		OECD high income		GNI per capita (US\$)	
Ease of doing business rank (1–190)	52	Overall distance to frontier (DTF) score (0–100)	71.69	Population	11,348,159
Starting a business (rank)	16	Getting credit (rank)	105	Trading across borders (rank)	1
DTF score for starting a business (0–100)	94.43	DTF score for getting credit (0–100)	45.00	DTF score for trading across borders (0–100)	100.00
Procedures (number)	3	Strength of legal rights index (0–12)	4	Time to export	
Time (days)	4	Depth of credit information index (0–8)	5	Documentary compliance (hours)	1
Cost (% of income per capita)	5.6	Credit bureau coverage (% of adults)	0.0	Border compliance (hours)	0
Minimum capital (% of income per capita)	16.8	Credit registry coverage (% of adults)	95.5	Cost to export	
				Documentary compliance (US\$)	0
Dealing with construction permits (rank)	39	Protecting minority investors (rank)	57	Border compliance (US\$)	0
DTF score for dealing with construction permits (0–100)	75.36	DTF score for protecting minority investors (0–100)	60.00	Time to import	
Procedures (number)	10	Extent of disclosure index (0–10)	8	Documentary compliance (hours)	1
Time (days)	212	Extent of director liability index (0–10)	6	Border compliance (hours)	0
Cost (% of warehouse value)	1.0	Ease of shareholder suits index (0–10)	7	Cost to import	
Building quality control index (0–15)	12.0	Extent of shareholder rights index (0–10)	4	Documentary compliance (US\$)	0
		Extent of ownership and control index (0–10)	4	Border compliance (US\$)	0
		Extent of corporate transparency index (0–10)	7		
Getting electricity (rank)	103	✓ Paying taxes (rank)	59	Enforcing contracts (rank)	52
DTF score for getting electricity (0–100)	67.30	DTF score for paying taxes (0–100)	77.69	DTF score for enforcing contracts (0–100)	64.25
Procedures (number)	6	Payments (number per year)	11	Time (days)	505
Time (days)	201	Time (hours per year)	136	Cost (% of claim)	18.0
Cost (% of income per capita)	101.1	Total tax and contribution rate (% of profit)	57.1	Quality of judicial processes index (0–18)	8.0
Reliability of supply and transparency of tariffs index (0–8)	8	Postfiling index (0–100)	83.45		
Registering property (rank)	138			Resolving insolvency (rank)	11
DTF score for registering property (0–100)	51.40			DTF score for resolving insolvency (0–100)	81.46
Procedures (number)	8			Time (years)	0.9
Time (days)	56			Cost (% of estate)	3.5
Cost (% of property value)	12.7			Recovery rate (cents on the dollar)	84.6
Quality of land administration index (0–30)	22.5			Strength of insolvency framework index (0–16)	11.5
BELIZE		Latin America & Caribbean		GNI per capita (US\$)	
Ease of doing business rank (1–190)	121	Overall distance to frontier (DTF) score (0–100)	57.11	Population	366,954
Starting a business (rank)	161	Getting credit (rank)	170	Trading across borders (rank)	104
DTF score for starting a business (0–100)	73.24	DTF score for getting credit (0–100)	20.00	DTF score for trading across borders (0–100)	68.13
Procedures (number)	9	Strength of legal rights index (0–12)	4	Time to export	
Time (days)	43	Depth of credit information index (0–8)	0	Documentary compliance (hours)	38
Cost (% of income per capita)	34.6	Credit bureau coverage (% of adults)	0.0	Border compliance (hours)	96
Minimum capital (% of income per capita)	0.0	Credit registry coverage (% of adults)	0.0	Cost to export	
				Documentary compliance (US\$)	28
Dealing with construction permits (rank)	114	Protecting minority investors (rank)	132	Border compliance (US\$)	710
DTF score for dealing with construction permits (0–100)	65.28	DTF score for protecting minority investors (0–100)	43.33	Time to import	
Procedures (number)	16	Extent of disclosure index (0–10)	3	Documentary compliance (hours)	36
Time (days)	127	Extent of director liability index (0–10)	4	Border compliance (hours)	48
Cost (% of warehouse value)	2.5	Ease of shareholder suits index (0–10)	7	Cost to import	
Building quality control index (0–15)	7.0	Extent of shareholder rights index (0–10)	6	Documentary compliance (US\$)	75
		Extent of ownership and control index (0–10)	1	Border compliance (US\$)	688
		Extent of corporate transparency index (0–10)	5		
Getting electricity (rank)	83	Paying taxes (rank)	48	Enforcing contracts (rank)	132
DTF score for getting electricity (0–100)	72.97	DTF score for paying taxes (0–100)	79.90	DTF score for enforcing contracts (0–100)	50.11
Procedures (number)	5	Payments (number per year)	29	Time (days)	892
Time (days)	66	Time (hours per year)	147	Cost (% of claim)	27.5
Cost (% of income per capita)	317.7	Total tax and contribution rate (% of profit)	31.1	Quality of judicial processes index (0–18)	8.0
Reliability of supply and transparency of tariffs index (0–8)	4	Postfiling index (0–100)	85.09		
Registering property (rank)	132			Resolving insolvency (rank)	83
DTF score for registering property (0–100)	52.42			DTF score for resolving insolvency (0–100)	45.74
Procedures (number)	9			Time (years)	2.0
Time (days)	60			Cost (% of estate)	22.5
Cost (% of property value)	4.8			Recovery rate (cents on the dollar)	55.9
Quality of land administration index (0–30)	11.0			Strength of insolvency framework index (0–16)	5.0

Note: Most indicator sets refer to a case scenario in the largest business city of an economy, though for 11 economies the data are a population-weighted average for the two largest business cities. For some indicators a result of "no practice" may be recorded for an economy; see the data notes for more details. In starting a business, procedures (number), time (days) and cost (% of income per capita) are calculated as the average of both men and women. For the postfiling index, a result of "not applicable" may be recorded for an economy.

✓ Reform making it easier to do business ✗ Change making it more difficult to do business

BENIN		Sub-Saharan Africa		GNI per capita (US\$)	
Ease of doing business rank (1–190)	151	Overall distance to frontier (DTF) score (0–100)	50.47	Population	10,872,298
Starting a business (rank)	56	✓ Getting credit (rank)	142	Trading across borders (rank)	136
DTF score for starting a business (0–100)	90.58	DTF score for getting credit (0–100)	30.00	DTF score for trading across borders (0–100)	60.78
Procedures (number)	5.5	Strength of legal rights index (0–12)	6	Time to export	
Time (days)	8.5	Depth of credit information index (0–8)	0	Documentary compliance (hours)	48
Cost (% of income per capita)	3.7	Credit bureau coverage (% of adults)	0.0	Border compliance (hours)	78
Minimum capital (% of income per capita)	5.4	Credit registry coverage (% of adults)	0.7	Cost to export	
				Documentary compliance (US\$)	80
✓ Dealing with construction permits (rank)	46	Protecting minority investors (rank)	146	Border compliance (US\$)	412
DTF score for dealing with construction permits (0–100)	73.85	DTF score for protecting minority investors (0–100)	40.00	Time to import	
Procedures (number)	13	Extent of disclosure index (0–10)	7	Documentary compliance (hours)	59
Time (days)	88	Extent of director liability index (0–10)	1	Border compliance (hours)	82
Cost (% of warehouse value)	2.9	Ease of shareholder suits index (0–10)	5	Cost to import	
Building quality control index (0–15)	9.0	Extent of shareholder rights index (0–10)	4	Documentary compliance (US\$)	529
		Extent of ownership and control index (0–10)	3	Border compliance (US\$)	599
		Extent of corporate transparency index (0–10)	4		
Getting electricity (rank)	174	Paying taxes (rank)	174	Enforcing contracts (rank)	170
DTF score for getting electricity (0–100)	33.84	DTF score for paying taxes (0–100)	44.73	DTF score for enforcing contracts (0–100)	36.34
Procedures (number)	5	Payments (number per year)	57	Time (days)	750
Time (days)	90	Time (hours per year)	270	Cost (% of claim)	64.7
Cost (% of income per capita)	12,304.6	Total tax and contribution rate (% of profit)	57.4	Quality of judicial processes index (0–18)	6.0
Reliability of supply and transparency of tariffs index (0–8)	0	Postfiling index (0–100)	49.31		
✓ Registering property (rank)	127			Resolving insolvency (rank)	105
DTF score for registering property (0–100)	54.14			DTF score for resolving insolvency (0–100)	40.46
Procedures (number)	4			Time (years)	4.0
Time (days)	120			Cost (% of estate)	21.5
Cost (% of property value)	3.5			Recovery rate (cents on the dollar)	22.9
Quality of land administration index (0–30)	6.5			Strength of insolvency framework index (0–16)	9.0
BHUTAN		South Asia		GNI per capita (US\$)	
Ease of doing business rank (1–190)	75	Overall distance to frontier (DTF) score (0–100)	66.27	Population	797,765
✓ Starting a business (rank)	88	✓ Getting credit (rank)	77	Trading across borders (rank)	26
DTF score for starting a business (0–100)	86.33	DTF score for getting credit (0–100)	55.00	DTF score for trading across borders (0–100)	94.25
Procedures (number)	8	Strength of legal rights index (0–12)	4	Time to export	
Time (days)	12	Depth of credit information index (0–8)	7	Documentary compliance (hours)	9
Cost (% of income per capita)	3.9	Credit bureau coverage (% of adults)	25.9	Border compliance (hours)	5
Minimum capital (% of income per capita)	0.0	Credit registry coverage (% of adults)	0.0	Cost to export	
				Documentary compliance (US\$)	50
Dealing with construction permits (rank)	82	✓ Protecting minority investors (rank)	124	Border compliance (US\$)	59
DTF score for dealing with construction permits (0–100)	68.69	DTF score for protecting minority investors (0–100)	46.67	Time to import	
Procedures (number)	21	Extent of disclosure index (0–10)	4	Documentary compliance (hours)	8
Time (days)	150	Extent of director liability index (0–10)	4	Border compliance (hours)	5
Cost (% of warehouse value)	1.1	Ease of shareholder suits index (0–10)	6	Cost to import	
Building quality control index (0–15)	12.0	Extent of shareholder rights index (0–10)	4	Documentary compliance (US\$)	50
		Extent of ownership and control index (0–10)	5	Border compliance (US\$)	110
		Extent of corporate transparency index (0–10)	5		
Getting electricity (rank)	56	Paying taxes (rank)	17	✓ Enforcing contracts (rank)	25
DTF score for getting electricity (0–100)	80.36	DTF score for paying taxes (0–100)	88.00	DTF score for enforcing contracts (0–100)	69.99
Procedures (number)	4	Payments (number per year)	18	Time (days)	225
Time (days)	61	Time (hours per year)	85	Cost (% of claim)	23.1
Cost (% of income per capita)	461.4	Total tax and contribution rate (% of profit)	35.3	Quality of judicial processes index (0–18)	8.0
Reliability of supply and transparency of tariffs index (0–8)	5	Postfiling index (0–100)	95.50		
Registering property (rank)	56			Resolving insolvency (rank)	168
DTF score for registering property (0–100)	73.41			DTF score for resolving insolvency (0–100)	0.00
Procedures (number)	3			Time (years)	no practice
Time (days)	77			Cost (% of estate)	no practice
Cost (% of property value)	5.0			Recovery rate (cents on the dollar)	0.0
Quality of land administration index (0–30)	24.0			Strength of insolvency framework index (0–16)	0.0
BOLIVIA		Latin America & Caribbean		GNI per capita (US\$)	
Ease of doing business rank (1–190)	152	Overall distance to frontier (DTF) score (0–100)	50.18	Population	10,887,882
Starting a business (rank)	179	Getting credit (rank)	133	✓ Trading across borders (rank)	89
DTF score for starting a business (0–100)	62.95	DTF score for getting credit (0–100)	35.00	DTF score for trading across borders (0–100)	71.59
Procedures (number)	14	Strength of legal rights index (0–12)	0	Time to export	
Time (days)	45	Depth of credit information index (0–8)	7	Documentary compliance (hours)	144
Cost (% of income per capita)	54.0	Credit bureau coverage (% of adults)	49.8	Border compliance (hours)	48
Minimum capital (% of income per capita)	0.0	Credit registry coverage (% of adults)	16.1	Cost to export	
				Documentary compliance (US\$)	25
Dealing with construction permits (rank)	158	Protecting minority investors (rank)	146	Border compliance (US\$)	65
DTF score for dealing with construction permits (0–100)	55.56	DTF score for protecting minority investors (0–100)	40.00	Time to import	
Procedures (number)	13	Extent of disclosure index (0–10)	1	Documentary compliance (hours)	72
Time (days)	322	Extent of director liability index (0–10)	5	Border compliance (hours)	114
Cost (% of warehouse value)	1.4	Ease of shareholder suits index (0–10)	6	Cost to import	
Building quality control index (0–15)	7.0	Extent of shareholder rights index (0–10)	6	Documentary compliance (US\$)	30
		Extent of ownership and control index (0–10)	2	Border compliance (US\$)	315
		Extent of corporate transparency index (0–10)	4		
Getting electricity (rank)	101	Paying taxes (rank)	186	Enforcing contracts (rank)	109
DTF score for getting electricity (0–100)	68.18	DTF score for paying taxes (0–100)	21.62	DTF score for enforcing contracts (0–100)	54.65
Procedures (number)	8	Payments (number per year)	42	Time (days)	591
Time (days)	42	Time (hours per year)	1,025	Cost (% of claim)	25.0
Cost (% of income per capita)	689.0	Total tax and contribution rate (% of profit)	83.7	Quality of judicial processes index (0–18)	5.5
Reliability of supply and transparency of tariffs index (0–8)	6	Postfiling index (0–100)	50.00		
Registering property (rank)	144			Resolving insolvency (rank)	99
DTF score for registering property (0–100)	49.89			DTF score for resolving insolvency (0–100)	42.32
Procedures (number)	7			Time (years)	1.8
Time (days)	90			Cost (% of estate)	14.5
Cost (% of property value)	4.7			Recovery rate (cents on the dollar)	40.9
Quality of land administration index (0–30)	7.0			Strength of insolvency framework index (0–16)	6.5

Note: Most indicator sets refer to a case scenario in the largest business city of an economy, though for 11 economies the data are a population-weighted average for the two largest business cities. For some indicators a result of "no practice" may be recorded for an economy; see the data notes for more details. In starting a business, procedures (number), time (days) and cost (% of income per capita) are calculated as the average of both men and women. For the postfiling index, a result of "not applicable" may be recorded for an economy.

✓ Reform making it easier to do business ✗ Change making it more difficult to do business

BOSNIA AND HERZEGOVINA		Europe & Central Asia		GNI per capita (US\$)	
Ease of doing business rank (1–190)	86	Overall distance to frontier (DTF) score (0–100)	64.20	Population	3,516,816
Starting a business (rank)	175	Getting credit (rank)	55	Trading across borders (rank)	37
DTF score for starting a business (0–100)	65.91	DTF score for getting credit (0–100)	65.00	DTF score for trading across borders (0–100)	91.87
Procedures (number)	12	Strength of legal rights index (0–12)	7	Time to export	
Time (days)	65	Depth of credit information index (0–8)	6	Documentary compliance (hours)	4
Cost (% of income per capita)	7.7	Credit bureau coverage (% of adults)	12.1	Border compliance (hours)	5
Minimum capital (% of income per capita)	12.0	Credit registry coverage (% of adults)	41.5	Cost to export	
				Documentary compliance (US\$)	92
Dealing with construction permits (rank)	166	Protecting minority investors (rank)	62	Border compliance (US\$)	106
DTF score for dealing with construction permits (0–100)	51.77	DTF score for protecting minority investors (0–100)	58.33	Time to import	
Procedures (number)	16	Extent of disclosure index (0–10)	3	Documentary compliance (hours)	8
Time (days)	193	Extent of director liability index (0–10)	6	Border compliance (hours)	6
Cost (% of warehouse value)	17.5	Ease of shareholder suits index (0–10)	5	Cost to import	
Building quality control index (0–15)	13.0	Extent of shareholder rights index (0–10)	8	Documentary compliance (US\$)	97
		Extent of ownership and control index (0–10)	6	Border compliance (US\$)	109
		Extent of corporate transparency index (0–10)	7		
Getting electricity (rank)	122	Paying taxes (rank)	137	Enforcing contracts (rank)	71
DTF score for getting electricity (0–100)	60.18	DTF score for paying taxes (0–100)	60.43	DTF score for enforcing contracts (0–100)	59.67
Procedures (number)	8	Payments (number per year)	33	Time (days)	595
Time (days)	125	Time (hours per year)	411	Cost (% of claim)	36.0
Cost (% of income per capita)	357.7	Total tax and contribution rate (% of profit)	23.7	Quality of judicial processes index (0–18)	10.5
Reliability of supply and transparency of tariffs index (0–8)	6	Postfiling index (0–100)	47.68		
Registering property (rank)	97			Resolving insolvency (rank)	40
DTF score for registering property (0–100)	61.56			DTF score for resolving insolvency (0–100)	67.28
Procedures (number)	7			Time (years)	3.3
Time (days)	24			Cost (% of estate)	9.0
Cost (% of property value)	5.2			Recovery rate (cents on the dollar)	37.9
Quality of land administration index (0–30)	12.5			Strength of insolvency framework index (0–16)	15.0
BOTSWANA		Sub-Saharan Africa		GNI per capita (US\$)	
Ease of doing business rank (1–190)	81	Overall distance to frontier (DTF) score (0–100)	64.94	Population	2,250,260
Starting a business (rank)	153	Getting credit (rank)	77	Trading across borders (rank)	50
DTF score for starting a business (0–100)	76.22	DTF score for getting credit (0–100)	55.00	DTF score for trading across borders (0–100)	86.65
Procedures (number)	9	Strength of legal rights index (0–12)	5	Time to export	
Time (days)	48	Depth of credit information index (0–8)	6	Documentary compliance (hours)	18
Cost (% of income per capita)	0.7	Credit bureau coverage (% of adults)	54.0	Border compliance (hours)	5
Minimum capital (% of income per capita)	0.0	Credit registry coverage (% of adults)	0.0	Cost to export	
				Documentary compliance (US\$)	179
Dealing with construction permits (rank)	59	Protecting minority investors (rank)	76	Border compliance (US\$)	317
DTF score for dealing with construction permits (0–100)	72.27	DTF score for protecting minority investors (0–100)	56.67	Time to import	
Procedures (number)	19	Extent of disclosure index (0–10)	7	Documentary compliance (hours)	3
Time (days)	106	Extent of director liability index (0–10)	8	Border compliance (hours)	4
Cost (% of warehouse value)	0.4	Ease of shareholder suits index (0–10)	3	Cost to import	
Building quality control index (0–15)	10.5	Extent of shareholder rights index (0–10)	6	Documentary compliance (US\$)	67
		Extent of ownership and control index (0–10)	3	Border compliance (US\$)	98
		Extent of corporate transparency index (0–10)	7		
Getting electricity (rank)	124	Paying taxes (rank)	47	Enforcing contracts (rank)	133
DTF score for getting electricity (0–100)	59.38	DTF score for paying taxes (0–100)	80.01	DTF score for enforcing contracts (0–100)	49.99
Procedures (number)	5	Payments (number per year)	34	Time (days)	660
Time (days)	77	Time (hours per year)	120	Cost (% of claim)	39.8
Cost (% of income per capita)	283.8	Total tax and contribution rate (% of profit)	25.1	Quality of judicial processes index (0–18)	7.0
Reliability of supply and transparency of tariffs index (0–8)	0	Postfiling index (0–100)	82.70		
Registering property (rank)	81			Resolving insolvency (rank)	79
DTF score for registering property (0–100)	65.45			DTF score for resolving insolvency (0–100)	47.76
Procedures (number)	4			Time (years)	1.7
Time (days)	27			Cost (% of estate)	18.0
Cost (% of property value)	5.1			Recovery rate (cents on the dollar)	65.5
Quality of land administration index (0–30)	10.0			Strength of insolvency framework index (0–16)	4.0
BRAZIL		Latin America & Caribbean		GNI per capita (US\$)	
Ease of doing business rank (1–190)	125	Overall distance to frontier (DTF) score (0–100)	56.45	Population	207,652,865
Starting a business (rank)	176	Getting credit (rank)	105	Trading across borders (rank)	139
DTF score for starting a business (0–100)	65.05	DTF score for getting credit (0–100)	45.00	DTF score for trading across borders (0–100)	59.78
Procedures (number)	11	Strength of legal rights index (0–12)	2	Time to export	
Time (days)	79.5	Depth of credit information index (0–8)	7	Documentary compliance (hours)	12
Cost (% of income per capita)	5.0	Credit bureau coverage (% of adults)	79.3	Border compliance (hours)	49
Minimum capital (% of income per capita)	0.0	Credit registry coverage (% of adults)	75.6	Cost to export	
				Documentary compliance (US\$)	226.4
Dealing with construction permits (rank)	170	Protecting minority investors (rank)	43	Border compliance (US\$)	958.7
DTF score for dealing with construction permits (0–100)	49.83	DTF score for protecting minority investors (0–100)	63.33	Time to import	
Procedures (number)	19.2	Extent of disclosure index (0–10)	5	Documentary compliance (hours)	48
Time (days)	434	Extent of director liability index (0–10)	8	Border compliance (hours)	63.1
Cost (% of warehouse value)	0.8	Ease of shareholder suits index (0–10)	4	Cost to import	
Building quality control index (0–15)	9.0	Extent of shareholder rights index (0–10)	7	Documentary compliance (US\$)	106.9
		Extent of ownership and control index (0–10)	6	Border compliance (US\$)	969.6
		Extent of corporate transparency index (0–10)	8		
Getting electricity (rank)	45	Paying taxes (rank)	184	Enforcing contracts (rank)	47
DTF score for getting electricity (0–100)	82.46	DTF score for paying taxes (0–100)	32.97	DTF score for enforcing contracts (0–100)	66.00
Procedures (number)	4	Payments (number per year)	9.6	Time (days)	731
Time (days)	64.4	Time (hours per year)	1,958	Cost (% of claim)	22.0
Cost (% of income per capita)	54.5	Total tax and contribution rate (% of profit)	68.4	Quality of judicial processes index (0–18)	13.1
Reliability of supply and transparency of tariffs index (0–8)	5.4	Postfiling index (0–100)	7.80		
Registering property (rank)	131			Resolving insolvency (rank)	80
DTF score for registering property (0–100)	52.60			DTF score for resolving insolvency (0–100)	47.46
Procedures (number)	13.6			Time (years)	4.0
Time (days)	31.4			Cost (% of estate)	12.0
Cost (% of property value)	3.2			Recovery rate (cents on the dollar)	12.7
Quality of land administration index (0–30)	13.8			Strength of insolvency framework index (0–16)	13.0

Note: Most indicator sets refer to a case scenario in the largest business city of an economy, though for 11 economies the data are a population-weighted average for the two largest business cities. For some indicators a result of “no practice” may be recorded for an economy; see the data notes for more details. In starting a business, procedures (number), time (days) and cost (% of income per capita) are calculated as the average of both men and women. For the postfiling index, a result of “not applicable” may be recorded for an economy.

✓ Reform making it easier to do business ✗ Change making it more difficult to do business

BRUNEI DARUSSALAM		East Asia & Pacific		GNI per capita (US\$)	
Ease of doing business rank (1–190)	56	Overall distance to frontier (DTF) score (0–100)	70.60	Population	423,196
✓ Starting a business (rank)	58	✓ Getting credit (rank)	2	✓ Trading across borders (rank)	144
DTF score for starting a business (0–100)	90.23	DTF score for getting credit (0–100)	95.00	DTF score for trading across borders (0–100)	58.70
Procedures (number)	5.5	Strength of legal rights index (0–12)	12	Time to export	
Time (days)	12.5	Depth of credit information index (0–8)	7	Documentary compliance (hours)	155
Cost (% of income per capita)	1.1	Credit bureau coverage (% of adults)	0.0	Border compliance (hours)	117
Minimum capital (% of income per capita)	0.0	Credit registry coverage (% of adults)	71.9	Cost to export	
				Documentary compliance (US\$)	90
✓ Dealing with construction permits (rank)	48	✓ Protecting minority investors (rank)	40	Border compliance (US\$)	340
DTF score for dealing with construction permits (0–100)	73.62	DTF score for protecting minority investors (0–100)	65.00	Time to import	
Procedures (number)	20	Extent of disclosure index (0–10)	4	Documentary compliance (hours)	132
Time (days)	83	Extent of director liability index (0–10)	8	Border compliance (hours)	48
Cost (% of warehouse value)	1.8	Ease of shareholder suits index (0–10)	8	Cost to import	
Building quality control index (0–15)	12.0	Extent of shareholder rights index (0–10)	7	Documentary compliance (US\$)	50
		Extent of ownership and control index (0–10)	4	Border compliance (US\$)	395
		Extent of corporate transparency index (0–10)	8		
✗ Getting electricity (rank)	24	✓ Paying taxes (rank)	104	✓ Enforcing contracts (rank)	61
DTF score for getting electricity (0–100)	86.46	DTF score for paying taxes (0–100)	69.41	DTF score for enforcing contracts (0–100)	60.95
Procedures (number)	5	Payments (number per year)	15	Time (days)	540
Time (days)	36	Time (hours per year)	64.2	Cost (% of claim)	36.6
Cost (% of income per capita)	41.5	Total tax and contribution rate (% of profit)	8.0	Quality of judicial processes index (0–18)	10.5
Reliability of supply and transparency of tariffs index (0–8)	7	Postfiling index (0–100)	0.00		
✓ Registering property (rank)	136			Resolving insolvency (rank)	60
DTF score for registering property (0–100)	51.48			DTF score for resolving insolvency (0–100)	55.11
Procedures (number)	7			Time (years)	2.5
Time (days)	298.5			Cost (% of estate)	3.5
Cost (% of property value)	0.6			Recovery rate (cents on the dollar)	47.2
Quality of land administration index (0–30)	18.0			Strength of insolvency framework index (0–16)	9.5
BULGARIA		Europe & Central Asia		GNI per capita (US\$)	
Ease of doing business rank (1–190)	50	Overall distance to frontier (DTF) score (0–100)	71.91	Population	7,127,822
Starting a business (rank)	95	Getting credit (rank)	42	Trading across borders (rank)	21
DTF score for starting a business (0–100)	85.37	DTF score for getting credit (0–100)	70.00	DTF score for trading across borders (0–100)	97.41
Procedures (number)	7	Strength of legal rights index (0–12)	9	Time to export	
Time (days)	23	Depth of credit information index (0–8)	5	Documentary compliance (hours)	2
Cost (% of income per capita)	1.2	Credit bureau coverage (% of adults)	0.0	Border compliance (hours)	4
Minimum capital (% of income per capita)	0.0	Credit registry coverage (% of adults)	74.3	Cost to export	
				Documentary compliance (US\$)	52
Dealing with construction permits (rank)	51	Protecting minority investors (rank)	24	Border compliance (US\$)	55
DTF score for dealing with construction permits (0–100)	73.35	DTF score for protecting minority investors (0–100)	70.00	Time to import	
Procedures (number)	18	Extent of disclosure index (0–10)	10	Documentary compliance (hours)	1
Time (days)	97	Extent of director liability index (0–10)	2	Border compliance (hours)	1
Cost (% of warehouse value)	4.2	Ease of shareholder suits index (0–10)	8	Cost to import	
Building quality control index (0–15)	13.0	Extent of shareholder rights index (0–10)	8	Documentary compliance (US\$)	0
		Extent of ownership and control index (0–10)	5	Border compliance (US\$)	0
		Extent of corporate transparency index (0–10)	9		
Getting electricity (rank)	141	Paying taxes (rank)	90	Enforcing contracts (rank)	40
DTF score for getting electricity (0–100)	54.80	DTF score for paying taxes (0–100)	71.78	DTF score for enforcing contracts (0–100)	67.04
Procedures (number)	6	Payments (number per year)	14	Time (days)	564
Time (days)	262	Time (hours per year)	453	Cost (% of claim)	18.6
Cost (% of income per capita)	468.4	Total tax and contribution rate (% of profit)	27.1	Quality of judicial processes index (0–18)	10.5
Reliability of supply and transparency of tariffs index (0–8)	6	Postfiling index (0–100)	69.30		
Registering property (rank)	67			Resolving insolvency (rank)	50
DTF score for registering property (0–100)	69.30			DTF score for resolving insolvency (0–100)	60.02
Procedures (number)	8			Time (years)	3.3
Time (days)	19			Cost (% of estate)	9.0
Cost (% of property value)	2.9			Recovery rate (cents on the dollar)	36.0
Quality of land administration index (0–30)	19.0			Strength of insolvency framework index (0–16)	13.0
BURKINA FASO		Sub-Saharan Africa		GNI per capita (US\$)	
Ease of doing business rank (1–190)	148	Overall distance to frontier (DTF) score (0–100)	51.54	Population	18,646,433
Starting a business (rank)	74	✓ Getting credit (rank)	142	Trading across borders (rank)	113
DTF score for starting a business (0–100)	88.17	DTF score for getting credit (0–100)	30.00	DTF score for trading across borders (0–100)	66.58
Procedures (number)	3	Strength of legal rights index (0–12)	6	Time to export	
Time (days)	13	Depth of credit information index (0–8)	0	Documentary compliance (hours)	84
Cost (% of income per capita)	42.6	Credit bureau coverage (% of adults)	0.3	Border compliance (hours)	75
Minimum capital (% of income per capita)	6.7	Credit registry coverage (% of adults)	0.4	Cost to export	
				Documentary compliance (US\$)	86
Dealing with construction permits (rank)	53	Protecting minority investors (rank)	146	Border compliance (US\$)	261
DTF score for dealing with construction permits (0–100)	73.20	DTF score for protecting minority investors (0–100)	40.00	Time to import	
Procedures (number)	14	Extent of disclosure index (0–10)	7	Documentary compliance (hours)	96
Time (days)	121	Extent of director liability index (0–10)	1	Border compliance (hours)	102
Cost (% of warehouse value)	4.8	Ease of shareholder suits index (0–10)	5	Cost to import	
Building quality control index (0–15)	12.0	Extent of shareholder rights index (0–10)	4	Documentary compliance (US\$)	197
		Extent of ownership and control index (0–10)	3	Border compliance (US\$)	265
		Extent of corporate transparency index (0–10)	4		
Getting electricity (rank)	179	Paying taxes (rank)	153	Enforcing contracts (rank)	163
DTF score for getting electricity (0–100)	29.42	DTF score for paying taxes (0–100)	55.89	DTF score for enforcing contracts (0–100)	41.05
Procedures (number)	4	Payments (number per year)	45	Time (days)	446
Time (days)	169	Time (hours per year)	270	Cost (% of claim)	81.7
Cost (% of income per capita)	9,438.4	Total tax and contribution rate (% of profit)	41.3	Quality of judicial processes index (0–18)	7.5
Reliability of supply and transparency of tariffs index (0–8)	0	Postfiling index (0–100)	49.31		
Registering property (rank)	140			Resolving insolvency (rank)	104
DTF score for registering property (0–100)	50.44			DTF score for resolving insolvency (0–100)	40.68
Procedures (number)	4			Time (years)	4.0
Time (days)	67			Cost (% of estate)	21.0
Cost (% of property value)	12.0			Recovery rate (cents on the dollar)	23.3
Quality of land administration index (0–30)	11.5			Strength of insolvency framework index (0–16)	9.0

Note: Most indicator sets refer to a case scenario in the largest business city of an economy, though for 11 economies the data are a population-weighted average for the two largest business cities. For some indicators a result of "no practice" may be recorded for an economy; see the data notes for more details. In starting a business, procedures (number), time (days) and cost (% of income per capita) are calculated as the average of both men and women. For the postfiling index, a result of "not applicable" may be recorded for an economy.

✓ Reform making it easier to do business ✗ Change making it more difficult to do business

BURUNDI		Sub-Saharan Africa		GNI per capita (US\$)	
Ease of doing business rank (1–190)	164	Overall distance to frontier (DTF) score (0–100)	46.92	Population	10,524,117
✗ Starting a business (rank)					
DTF score for starting a business (0–100)	42	Getting credit (rank)	177	Trading across borders (rank)	164
Procedures (number)	91.94	DTF score for getting credit (0–100)	10.00	DTF score for trading across borders (0–100)	47.02
Time (days)	3	Strength of legal rights index (0–12)	2	Time to export	
Cost (% of income per capita)	4	Depth of credit information index (0–8)	0	Documentary compliance (hours)	120
Minimum capital (% of income per capita)	33.9	Credit bureau coverage (% of adults)	0.0	Border compliance (hours)	59
	0.0	Credit registry coverage (% of adults)	4.6	Cost to export	
Dealing with construction permits (rank)					
DTF score for dealing with construction permits (0–100)	168	Protecting minority investors (rank)	132	Documentary compliance (US\$)	150
Procedures (number)	51.16	DTF score for protecting minority investors (0–100)	43.33	Border compliance (US\$)	136
Time (days)	15	Extent of disclosure index (0–10)	8	Time to import	
Cost (% of warehouse value)	70	Extent of director liability index (0–10)	7	Documentary compliance (hours)	180
Building quality control index (0–15)	12.5	Ease of shareholder suits index (0–10)	2	Border compliance (hours)	154
	3.0	Extent of shareholder rights index (0–10)	6	Cost to import	
Getting electricity (rank)					
DTF score for getting electricity (0–100)	182	Extent of ownership and control index (0–10)	1	Documentary compliance (US\$)	1,025
Procedures (number)	26.45	Extent of corporate transparency index (0–10)	2	Border compliance (US\$)	444
Time (days)	5	Paying taxes (rank)			
Cost (% of income per capita)	158	DTF score for paying taxes (0–100)	138	Enforcing contracts (rank)	150
Reliability of supply and transparency of tariffs index (0–8)	15,517.3	Payments (number per year)	60.34	DTF score for enforcing contracts (0–100)	45.74
	0	Time (hours per year)	25	Time (days)	832
Registering property (rank)					
DTF score for registering property (0–100)	95	Time (hours per year)	232	Cost (% of claim)	38.6
Procedures (number)	62.54	Total tax and contribution rate (% of profit)	41.5	Quality of judicial processes index (0–18)	7.0
Time (days)	5	Postfiling index (0–100)	28.21	Resolving insolvency (rank)	
Cost (% of property value)	23			DTF score for resolving insolvency (0–100)	144
Quality of land administration index (0–30)	3.1			Time (years)	30.71
	4.5			Cost (% of estate)	5.0
				Recovery rate (cents on the dollar)	30.0
				Strength of insolvency framework index (0–16)	7.7
					8.5
CABO VERDE		Sub-Saharan Africa		GNI per capita (US\$)	
Ease of doing business rank (1–190)	127	Overall distance to frontier (DTF) score (0–100)	56.24	Population	539,560
Starting a business (rank)					
DTF score for starting a business (0–100)	98	Getting credit (rank)	122	✓ Trading across borders (rank)	107
Procedures (number)	85.14	DTF score for getting credit (0–100)	40.00	DTF score for trading across borders (0–100)	67.41
Time (days)	8	Strength of legal rights index (0–12)	2	Time to export	
Cost (% of income per capita)	11	Depth of credit information index (0–8)	6	Documentary compliance (hours)	24
Minimum capital (% of income per capita)	15.4	Credit bureau coverage (% of adults)	0.0	Border compliance (hours)	72
	0.0	Credit registry coverage (% of adults)	19.6	Cost to export	
✓ Dealing with construction permits (rank)					
DTF score for dealing with construction permits (0–100)	67	Protecting minority investors (rank)	164	Documentary compliance (US\$)	125
Procedures (number)	71.25	DTF score for protecting minority investors (0–100)	36.67	Border compliance (US\$)	780
Time (days)	16	Extent of disclosure index (0–10)	1	Time to import	
Cost (% of warehouse value)	107	Extent of director liability index (0–10)	5	Documentary compliance (hours)	24
Building quality control index (0–15)	4.2	Ease of shareholder suits index (0–10)	6	Border compliance (hours)	60
	11.0	Extent of shareholder rights index (0–10)	3	Cost to import	
Getting electricity (rank)					
DTF score for getting electricity (0–100)	145	Extent of ownership and control index (0–10)	5	Documentary compliance (US\$)	125
Procedures (number)	53.47	Extent of corporate transparency index (0–10)	2	Border compliance (US\$)	588
Time (days)	7	Paying taxes (rank)			
Cost (% of income per capita)	88	DTF score for paying taxes (0–100)	75	Enforcing contracts (rank)	43
Reliability of supply and transparency of tariffs index (0–8)	1,136.3	Payments (number per year)	75.15	DTF score for enforcing contracts (0–100)	66.69
	2	Time (hours per year)	30	Time (days)	425
Registering property (rank)					
DTF score for registering property (0–100)	71	Time (hours per year)	180	Cost (% of claim)	19.8
Procedures (number)	66.57	Total tax and contribution rate (% of profit)	36.6	Quality of judicial processes index (0–18)	8.5
Time (days)	6	Postfiling index (0–100)	80.65	✓ Resolving insolvency (rank)	
Cost (% of property value)	22			DTF score for resolving insolvency (0–100)	168
Quality of land administration index (0–30)	2.3			Time (years)	0.00
	10.0			Cost (% of estate)	no practice
				Recovery rate (cents on the dollar)	no practice
				Strength of insolvency framework index (0–16)	0.0
					0.0
CAMBODIA		East Asia & Pacific		GNI per capita (US\$)	
Ease of doing business rank (1–190)	135	Overall distance to frontier (DTF) score (0–100)	54.47	Population	15,762,370
Starting a business (rank)					
DTF score for starting a business (0–100)	183	Getting credit (rank)	20	Trading across borders (rank)	108
Procedures (number)	51.91	DTF score for getting credit (0–100)	80.00	DTF score for trading across borders (0–100)	67.28
Time (days)	9	Strength of legal rights index (0–12)	10	Time to export	
Cost (% of income per capita)	99	Depth of credit information index (0–8)	6	Documentary compliance (hours)	132
Minimum capital (% of income per capita)	51.3	Credit bureau coverage (% of adults)	49.9	Border compliance (hours)	48
	82.5	Credit registry coverage (% of adults)	0.0	Cost to export	
Dealing with construction permits (rank)					
DTF score for dealing with construction permits (0–100)	179	Protecting minority investors (rank)	108	Documentary compliance (US\$)	100
Procedures (number)	41.73	DTF score for protecting minority investors (0–100)	50.00	Border compliance (US\$)	375
Time (days)	20	Extent of disclosure index (0–10)	6	Time to import	
Cost (% of warehouse value)	652	Extent of director liability index (0–10)	10	Documentary compliance (hours)	132
Building quality control index (0–15)	5.3	Ease of shareholder suits index (0–10)	4	Border compliance (hours)	8
	8.0	Extent of shareholder rights index (0–10)	1	Cost to import	
Getting electricity (rank)					
DTF score for getting electricity (0–100)	137	Extent of ownership and control index (0–10)	3	Documentary compliance (US\$)	120
Procedures (number)	56.56	Extent of corporate transparency index (0–10)	6	Border compliance (US\$)	240
Time (days)	4	Paying taxes (rank)			
Cost (% of income per capita)	179	DTF score for paying taxes (0–100)	136	Enforcing contracts (rank)	179
Reliability of supply and transparency of tariffs index (0–8)	1,993.2	Payments (number per year)	61.28	DTF score for enforcing contracts (0–100)	32.67
	3	Time (hours per year)	40	Time (days)	483
Registering property (rank)					
DTF score for registering property (0–100)	123	Time (hours per year)	173	Cost (% of claim)	103.4
Procedures (number)	55.00	Total tax and contribution rate (% of profit)	21.7	Quality of judicial processes index (0–18)	5.0
Time (days)	7	Postfiling index (0–100)	25.97	Resolving insolvency (rank)	
Cost (% of property value)	56			DTF score for resolving insolvency (0–100)	74
Quality of land administration index (0–30)	4.3			Time (years)	48.25
	7.5			Cost (% of estate)	6.0
				Recovery rate (cents on the dollar)	18.0
				Strength of insolvency framework index (0–16)	14.2
					13.0

Note: Most indicator sets refer to a case scenario in the largest business city of an economy, though for 11 economies the data are a population-weighted average for the two largest business cities. For some indicators a result of "no practice" may be recorded for an economy; see the data notes for more details. In starting a business, procedures (number), time (days) and cost (% of income per capita) are calculated as the average of both men and women. For the postfiling index, a result of "not applicable" may be recorded for an economy.

✓ Reform making it easier to do business ✗ Change making it more difficult to do business

CAMEROON		Sub-Saharan Africa		GNI per capita (US\$)	
Ease of doing business rank (1–190)	163	Overall distance to frontier (DTF) score (0–100)	47.23	Population	23,439,189
✓ Starting a business (rank)	122	✓ Getting credit (rank)	68	Trading across borders (rank)	186
DTF score for starting a business (0–100)	82.39	DTF score for getting credit (0–100)	60.00	DTF score for trading across borders (0–100)	15.99
Procedures (number)	6.5	Strength of legal rights index (0–12)	6	Time to export	
Time (days)	16.5	Depth of credit information index (0–8)	6	Documentary compliance (hours)	66
Cost (% of income per capita)	35.7	Credit bureau coverage (% of adults)	0.0	Border compliance (hours)	202
Minimum capital (% of income per capita)	16.6	Credit registry coverage (% of adults)	8.0	Cost to export	
				Documentary compliance (US\$)	306
Dealing with construction permits (rank)	140	Protecting minority investors (rank)	138	Border compliance (US\$)	983
DTF score for dealing with construction permits (0–100)	59.74	DTF score for protecting minority investors (0–100)	41.67	Time to import	
Procedures (number)	15	Extent of disclosure index (0–10)	7	Documentary compliance (hours)	163
Time (days)	135	Extent of director liability index (0–10)	1	Border compliance (hours)	271
Cost (% of warehouse value)	15.3	Ease of shareholder suits index (0–10)	6	Cost to import	
Building quality control index (0–15)	13.0	Extent of shareholder rights index (0–10)	4	Documentary compliance (US\$)	849
Getting electricity (rank)	121	Extent of ownership and control index (0–10)	3	Border compliance (US\$)	1,407
DTF score for getting electricity (0–100)	60.35	Extent of corporate transparency index (0–10)	4		
Procedures (number)	4	Paying taxes (rank)	183	Enforcing contracts (rank)	162
Time (days)	64	DTF score for paying taxes (0–100)	36.34	DTF score for enforcing contracts (0–100)	41.76
Cost (% of income per capita)	1,776.9	Payments (number per year)	44	Time (days)	800
Reliability of supply and transparency of tariffs index (0–8)	0	Time (hours per year)	624	Cost (% of claim)	46.6
		Total tax and contribution rate (% of profit)	57.7	Quality of judicial processes index (0–18)	6.0
Registering property (rank)	176	Postfiling index (0–100)	49.31	Resolving insolvency (rank)	125
DTF score for registering property (0–100)	37.33			DTF score for resolving insolvency (0–100)	36.73
Procedures (number)	5			Time (years)	2.8
Time (days)	86			Cost (% of estate)	33.5
Cost (% of property value)	19.0			Recovery rate (cents on the dollar)	16.0
Quality of land administration index (0–30)	7.0			Strength of insolvency framework index (0–16)	9.0
CANADA		OECD high income		GNI per capita (US\$)	
Ease of doing business rank (1–190)	18	Overall distance to frontier (DTF) score (0–100)	79.29	Population	36,286,425
Starting a business (rank)	2	Getting credit (rank)	12	Trading across borders (rank)	46
DTF score for starting a business (0–100)	98.23	DTF score for getting credit (0–100)	85.00	DTF score for trading across borders (0–100)	88.36
Procedures (number)	2	Strength of legal rights index (0–12)	9	Time to export	
Time (days)	1.5	Depth of credit information index (0–8)	8	Documentary compliance (hours)	1
Cost (% of income per capita)	0.4	Credit bureau coverage (% of adults)	100.0	Border compliance (hours)	2
Minimum capital (% of income per capita)	0.0	Credit registry coverage (% of adults)	0.0	Cost to export	
✗ Dealing with construction permits (rank)	54	Protecting minority investors (rank)	8	Documentary compliance (US\$)	156
DTF score for dealing with construction permits (0–100)	72.87	DTF score for protecting minority investors (0–100)	78.33	Border compliance (US\$)	167
Procedures (number)	12	Extent of disclosure index (0–10)	8	Time to import	
Time (days)	249	Extent of director liability index (0–10)	9	Documentary compliance (hours)	1
Cost (% of warehouse value)	1.9	Ease of shareholder suits index (0–10)	9	Border compliance (hours)	2
Building quality control index (0–15)	14.0	Extent of shareholder rights index (0–10)	6	Cost to import	
Getting electricity (rank)	105	Extent of ownership and control index (0–10)	7	Documentary compliance (US\$)	163
DTF score for getting electricity (0–100)	66.89	Extent of corporate transparency index (0–10)	8	Border compliance (US\$)	172
Procedures (number)	7	Paying taxes (rank)	16	Enforcing contracts (rank)	114
Time (days)	137	DTF score for paying taxes (0–100)	88.05	DTF score for enforcing contracts (0–100)	54.35
Cost (% of income per capita)	125.3	Payments (number per year)	8	Time (days)	910
Reliability of supply and transparency of tariffs index (0–8)	7	Time (hours per year)	131	Cost (% of claim)	22.3
Registering property (rank)	33	Total tax and contribution rate (% of profit)	20.9	Quality of judicial processes index (0–18)	9.5
DTF score for registering property (0–100)	79.31	Postfiling index (0–100)	73.23	Resolving insolvency (rank)	11
Procedures (number)	5			DTF score for resolving insolvency (0–100)	81.46
Time (days)	4			Time (years)	0.8
Cost (% of property value)	2.9			Cost (% of estate)	7.0
Quality of land administration index (0–30)	21.5			Recovery rate (cents on the dollar)	87.5
				Strength of insolvency framework index (0–16)	11.0
CENTRAL AFRICAN REPUBLIC		Sub-Saharan Africa		GNI per capita (US\$)	
Ease of doing business rank (1–190)	184	Overall distance to frontier (DTF) score (0–100)	34.86	Population	4,594,621
Starting a business (rank)	188	Getting credit (rank)	142	Trading across borders (rank)	145
DTF score for starting a business (0–100)	37.02	DTF score for getting credit (0–100)	30.00	DTF score for trading across borders (0–100)	58.64
Procedures (number)	10	Strength of legal rights index (0–12)	6	Time to export	
Time (days)	22	Depth of credit information index (0–8)	0	Documentary compliance (hours)	48
Cost (% of income per capita)	154.7	Credit bureau coverage (% of adults)	0.0	Border compliance (hours)	141
Minimum capital (% of income per capita)	446.7	Credit registry coverage (% of adults)	3.3	Cost to export	
Dealing with construction permits (rank)	180	Protecting minority investors (rank)	146	Documentary compliance (US\$)	60
DTF score for dealing with construction permits (0–100)	38.86	DTF score for protecting minority investors (0–100)	40.00	Border compliance (US\$)	280
Procedures (number)	16	Extent of disclosure index (0–10)	7	Time to import	
Time (days)	219	Extent of director liability index (0–10)	1	Documentary compliance (hours)	120
Cost (% of warehouse value)	17.0	Ease of shareholder suits index (0–10)	5	Border compliance (hours)	98
Building quality control index (0–15)	6.0	Extent of shareholder rights index (0–10)	4	Cost to import	
Getting electricity (rank)	183	Extent of ownership and control index (0–10)	3	Documentary compliance (US\$)	500
DTF score for getting electricity (0–100)	24.64	Extent of corporate transparency index (0–10)	4	Border compliance (US\$)	209
Procedures (number)	7	Paying taxes (rank)	187	Enforcing contracts (rank)	182
Time (days)	98	DTF score for paying taxes (0–100)	18.89	DTF score for enforcing contracts (0–100)	30.46
Cost (% of income per capita)	12,688.1	Payments (number per year)	56	Time (days)	660
Reliability of supply and transparency of tariffs index (0–8)	0	Time (hours per year)	483	Cost (% of claim)	82.0
Registering property (rank)	169	Total tax and contribution rate (% of profit)	73.3	Quality of judicial processes index (0–18)	5.0
DTF score for registering property (0–100)	41.92	Postfiling index (0–100)	5.13	Resolving insolvency (rank)	150
Procedures (number)	5			DTF score for resolving insolvency (0–100)	28.13
Time (days)	75			Time (years)	4.8
Cost (% of property value)	11.0			Cost (% of estate)	76.0
Quality of land administration index (0–30)	3.0			Recovery rate (cents on the dollar)	0.0
				Strength of insolvency framework index (0–16)	9.0

Note: Most indicator sets refer to a case scenario in the largest business city of an economy, though for 11 economies the data are a population-weighted average for the two largest business cities. For some indicators a result of "no practice" may be recorded for an economy; see the data notes for more details. In starting a business, procedures (number), time (days) and cost (% of income per capita) are calculated as the average of both men and women. For the postfiling index, a result of "not applicable" may be recorded for an economy.

✓ Reform making it easier to do business ✗ Change making it more difficult to do business

CHAD		Sub-Saharan Africa		GNI per capita (US\$)	
Ease of doing business rank (1–190)	180	Overall distance to frontier (DTF) score (0–100)	38.30	Population	14,452,543
Starting a business (rank)	185	Getting credit (rank)	142	Trading across borders (rank)	172
DTF score for starting a business (0–100)	50.26	DTF score for getting credit (0–100)	30.00	DTF score for trading across borders (0–100)	40.12
Procedures (number)	9	Strength of legal rights index (0–12)	6	Time to export	
Time (days)	60	Depth of credit information index (0–8)	0	Documentary compliance (hours)	87
Cost (% of income per capita)	171.3	Credit bureau coverage (% of adults)	0.0	Border compliance (hours)	106
Minimum capital (% of income per capita)	25.8	Credit registry coverage (% of adults)	2.4	Cost to export	
				Documentary compliance (US\$)	188
Dealing with construction permits (rank)	153	Protecting minority investors (rank)	160	Border compliance (US\$)	319
DTF score for dealing with construction permits (0–100)	56.79	DTF score for protecting minority investors (0–100)	38.33	Time to import	
Procedures (number)	13	Extent of disclosure index (0–10)	7	Documentary compliance (hours)	172
Time (days)	226	Extent of director liability index (0–10)	1	Border compliance (hours)	242
Cost (% of warehouse value)	12.0	Ease of shareholder suits index (0–10)	4	Cost to import	
Building quality control index (0–15)	11.5	Extent of shareholder rights index (0–10)	4	Documentary compliance (US\$)	500
		Extent of ownership and control index (0–10)	3	Border compliance (US\$)	669
		Extent of corporate transparency index (0–10)	4		
Getting electricity (rank)	177	Paying taxes (rank)	188	Enforcing contracts (rank)	154
DTF score for getting electricity (0–100)	32.17	DTF score for paying taxes (0–100)	17.92	DTF score for enforcing contracts (0–100)	44.58
Procedures (number)	6	Payments (number per year)	54	Time (days)	743
Time (days)	67	Time (hours per year)	766	Cost (% of claim)	45.7
Cost (% of income per capita)	9,821.1	Total tax and contribution rate (% of profit)	63.5	Quality of judicial processes index (0–18)	6.5
Reliability of supply and transparency of tariffs index (0–8)	0	Postfiling index (0–100)	13.07		
Registering property (rank)	159			Resolving insolvency (rank)	150
DTF score for registering property (0–100)	44.67			DTF score for resolving insolvency (0–100)	28.13
Procedures (number)	6			Time (years)	4.0
Time (days)	44			Cost (% of estate)	60.0
Cost (% of property value)	12.9			Recovery rate (cents on the dollar)	0.0
Quality of land administration index (0–30)	8.0			Strength of insolvency framework index (0–16)	9.0
CHILE		OECD high income		GNI per capita (US\$)	
Ease of doing business rank (1–190)	55	Overall distance to frontier (DTF) score (0–100)	71.22	Population	17,909,754
Starting a business (rank)	65	Getting credit (rank)	90	Trading across borders (rank)	68
DTF score for starting a business (0–100)	89.55	DTF score for getting credit (0–100)	50.00	DTF score for trading across borders (0–100)	80.56
Procedures (number)	7	Strength of legal rights index (0–12)	4	Time to export	
Time (days)	5.5	Depth of credit information index (0–8)	6	Documentary compliance (hours)	24
Cost (% of income per capita)	3.0	Credit bureau coverage (% of adults)	14.3	Border compliance (hours)	60
Minimum capital (% of income per capita)	0.0	Credit registry coverage (% of adults)	49.5	Cost to export	
				Documentary compliance (US\$)	50
Dealing with construction permits (rank)	15	Protecting minority investors (rank)	57	Border compliance (US\$)	290
DTF score for dealing with construction permits (0–100)	80.28	DTF score for protecting minority investors (0–100)	60.00	Time to import	
Procedures (number)	12	Extent of disclosure index (0–10)	8	Documentary compliance (hours)	36
Time (days)	133	Extent of director liability index (0–10)	6	Border compliance (hours)	54
Cost (% of warehouse value)	1.3	Ease of shareholder suits index (0–10)	7	Cost to import	
Building quality control index (0–15)	13.0	Extent of shareholder rights index (0–10)	9	Documentary compliance (US\$)	50
		Extent of ownership and control index (0–10)	4	Border compliance (US\$)	290
		Extent of corporate transparency index (0–10)	2		
Getting electricity (rank)	44	Paying taxes (rank)	72	Enforcing contracts (rank)	56
DTF score for getting electricity (0–100)	82.49	DTF score for paying taxes (0–100)	76.17	DTF score for enforcing contracts (0–100)	62.81
Procedures (number)	5	Payments (number per year)	7	Time (days)	480
Time (days)	43	Time (hours per year)	291	Cost (% of claim)	28.6
Cost (% of income per capita)	68.1	Total tax and contribution rate (% of profit)	33.0	Quality of judicial processes index (0–18)	9.0
Reliability of supply and transparency of tariffs index (0–8)	6	Postfiling index (0–100)	58.36		
Registering property (rank)	61			Resolving insolvency (rank)	52
DTF score for registering property (0–100)	70.90			DTF score for resolving insolvency (0–100)	59.47
Procedures (number)	6			Time (years)	2.0
Time (days)	28.5			Cost (% of estate)	14.5
Cost (% of property value)	1.2			Recovery rate (cents on the dollar)	40.8
Quality of land administration index (0–30)	14.0			Strength of insolvency framework index (0–16)	12.0
CHINA		East Asia & Pacific		GNI per capita (US\$)	
Ease of doing business rank (1–190)	78	Overall distance to frontier (DTF) score (0–100)	65.29	Population	1,378,665,000
✓ Starting a business (rank)	93	Getting credit (rank)	68	Trading across borders (rank)	97
DTF score for starting a business (0–100)	85.47	DTF score for getting credit (0–100)	60.00	DTF score for trading across borders (0–100)	69.91
Procedures (number)	7	Strength of legal rights index (0–12)	4	Time to export	
Time (days)	22.9	Depth of credit information index (0–8)	8	Documentary compliance (hours)	21.2
Cost (% of income per capita)	0.6	Credit bureau coverage (% of adults)	21.4	Border compliance (hours)	25.9
Minimum capital (% of income per capita)	0.0	Credit registry coverage (% of adults)	95.3	Cost to export	
				Documentary compliance (US\$)	84.6
Dealing with construction permits (rank)	172	Protecting minority investors (rank)	119	Border compliance (US\$)	484.1
DTF score for dealing with construction permits (0–100)	47.28	DTF score for protecting minority investors (0–100)	48.33	Time to import	
Procedures (number)	23	Extent of disclosure index (0–10)	10	Documentary compliance (hours)	65.7
Time (days)	247.1	Extent of director liability index (0–10)	1	Border compliance (hours)	92.3
Cost (% of warehouse value)	7.8	Ease of shareholder suits index (0–10)	4	Cost to import	
Building quality control index (0–15)	9.6	Extent of shareholder rights index (0–10)	3	Documentary compliance (US\$)	170.9
		Extent of ownership and control index (0–10)	2	Border compliance (US\$)	745
		Extent of corporate transparency index (0–10)	9		
Getting electricity (rank)	98	✓ Paying taxes (rank)	130	Enforcing contracts (rank)	5
DTF score for getting electricity (0–100)	68.83	DTF score for paying taxes (0–100)	62.90	DTF score for enforcing contracts (0–100)	78.23
Procedures (number)	5.5	Payments (number per year)	9	Time (days)	496
Time (days)	143.2	Time (hours per year)	207	Cost (% of claim)	16.2
Cost (% of income per capita)	356.0	Total tax and contribution rate (% of profit)	67.3	Quality of judicial processes index (0–18)	15.1
Reliability of supply and transparency of tariffs index (0–8)	6	Postfiling index (0–100)	49.08		
Registering property (rank)	41			Resolving insolvency (rank)	56
DTF score for registering property (0–100)	76.15			DTF score for resolving insolvency (0–100)	55.82
Procedures (number)	4			Time (years)	1.7
Time (days)	19.5			Cost (% of estate)	22.0
Cost (% of property value)	3.4			Recovery rate (cents on the dollar)	36.9
Quality of land administration index (0–30)	18.3			Strength of insolvency framework index (0–16)	11.5

Note: Most indicator sets refer to a case scenario in the largest business city of an economy, though for 11 economies the data are a population-weighted average for the two largest business cities. For some indicators a result of "no practice" may be recorded for an economy; see the data notes for more details. In starting a business, procedures (number), time (days) and cost (% of income per capita) are calculated as the average of both men and women. For the postfiling index, a result of "not applicable" may be recorded for an economy.

✓ Reform making it easier to do business ✗ Change making it more difficult to do business

COLOMBIA		Latin America & Caribbean		GNI per capita (US\$)	
Ease of doing business rank (1–190)	59	Overall distance to frontier (DTF) score (0–100)	69.41	Population	48,653,419
Starting a business (rank)	96	Getting credit (rank)	2	Trading across borders (rank)	125
DTF score for starting a business (0–100)	85.32	DTF score for getting credit (0–100)	95.00	DTF score for trading across borders (0–100)	62.83
Procedures (number)	8	Strength of legal rights index (0–12)	12	Time to export	
Time (days)	11	Depth of credit information index (0–8)	7	Documentary compliance (hours)	60
Cost (% of income per capita)	14.0	Credit bureau coverage (% of adults)	94.5	Border compliance (hours)	112
Minimum capital (% of income per capita)	0.0	Credit registry coverage (% of adults)	0.0	Cost to export	
				Documentary compliance (US\$)	90
Dealing with construction permits (rank)	81	Protecting minority investors (rank)	16	Border compliance (US\$)	545
DTF score for dealing with construction permits (0–100)	68.71	DTF score for protecting minority investors (0–100)	73.33	Time to import	
Procedures (number)	13	Extent of disclosure index (0–10)	9	Documentary compliance (hours)	64
Time (days)	132	Extent of director liability index (0–10)	7	Border compliance (hours)	112
Cost (% of warehouse value)	7.2	Ease of shareholder suits index (0–10)	8	Cost to import	
Building quality control index (0–15)	11.0	Extent of shareholder rights index (0–10)	6	Documentary compliance (US\$)	50
		Extent of ownership and control index (0–10)	8	Border compliance (US\$)	545
		Extent of corporate transparency index (0–10)	6		
Getting electricity (rank)	81	Paying taxes (rank)	142	Enforcing contracts (rank)	177
DTF score for getting electricity (0–100)	74.18	DTF score for paying taxes (0–100)	59.12	DTF score for enforcing contracts (0–100)	34.29
Procedures (number)	5	Payments (number per year)	12	Time (days)	1,288
Time (days)	106	Time (hours per year)	239	Cost (% of claim)	45.8
Cost (% of income per capita)	542.3	Total tax and contribution rate (% of profit)	69.7	Quality of judicial processes index (0–18)	9.0
Reliability of supply and transparency of tariffs index (0–8)	6	Postfiling index (0–100)	48.17		
Registering property (rank)	60			Resolving insolvency (rank)	33
DTF score for registering property (0–100)	71.34			DTF score for resolving insolvency (0–100)	70.02
Procedures (number)	7			Time (years)	1.7
Time (days)	15			Cost (% of estate)	8.5
Cost (% of property value)	1.9			Recovery rate (cents on the dollar)	66.2
Quality of land administration index (0–30)	16.5			Strength of insolvency framework index (0–16)	11.0
COMOROS		Sub-Saharan Africa		GNI per capita (US\$)	
Ease of doing business rank (1–190)	158	Overall distance to frontier (DTF) score (0–100)	48.52	Population	795,601
Starting a business (rank)	166	Getting credit (rank)	122	✓ Trading across borders (rank)	111
DTF score for starting a business (0–100)	72.01	DTF score for getting credit (0–100)	40.00	DTF score for trading across borders (0–100)	66.87
Procedures (number)	9	Strength of legal rights index (0–12)	6	Time to export	
Time (days)	16	Depth of credit information index (0–8)	2	Documentary compliance (hours)	50
Cost (% of income per capita)	84.1	Credit bureau coverage (% of adults)	0.0	Border compliance (hours)	51
Minimum capital (% of income per capita)	29.1	Credit registry coverage (% of adults)	9.8	Cost to export	
				Documentary compliance (US\$)	124
Dealing with construction permits (rank)	79	Protecting minority investors (rank)	146	Border compliance (US\$)	651
DTF score for dealing with construction permits (0–100)	69.19	DTF score for protecting minority investors (0–100)	40.00	Time to import	
Procedures (number)	10	Extent of disclosure index (0–10)	7	Documentary compliance (hours)	26
Time (days)	108	Extent of director liability index (0–10)	1	Border compliance (hours)	70
Cost (% of warehouse value)	1.3	Ease of shareholder suits index (0–10)	5	Cost to import	
Building quality control index (0–15)	4.0	Extent of shareholder rights index (0–10)	4	Documentary compliance (US\$)	93
		Extent of ownership and control index (0–10)	3	Border compliance (US\$)	765
		Extent of corporate transparency index (0–10)	4		
Getting electricity (rank)	135	Paying taxes (rank)	168	Enforcing contracts (rank)	180
DTF score for getting electricity (0–100)	57.58	DTF score for paying taxes (0–100)	49.86	DTF score for enforcing contracts (0–100)	32.05
Procedures (number)	3	Payments (number per year)	33	Time (days)	506
Time (days)	120	Time (hours per year)	100	Cost (% of claim)	89.4
Cost (% of income per capita)	2,050.5	Total tax and contribution rate (% of profit)	216.5	Quality of judicial processes index (0–18)	5.0
Reliability of supply and transparency of tariffs index (0–8)	0	Postfiling index (0–100)	57.33		
Registering property (rank)	111			Resolving insolvency (rank)	168
DTF score for registering property (0–100)	57.66			DTF score for resolving insolvency (0–100)	0.00
Procedures (number)	4			Time (years)	no practice
Time (days)	30			Cost (% of estate)	no practice
Cost (% of property value)	8.1			Recovery rate (cents on the dollar)	0.0
Quality of land administration index (0–30)	7.0			Strength of insolvency framework index (0–16)	0.0
CONGO, DEM. REP.		Sub-Saharan Africa		GNI per capita (US\$)	
Ease of doing business rank (1–190)	182	Overall distance to frontier (DTF) score (0–100)	37.65	Population	78,736,153
✓ Starting a business (rank)	62	Getting credit (rank)	142	Trading across borders (rank)	188
DTF score for starting a business (0–100)	89.78	DTF score for getting credit (0–100)	30.00	DTF score for trading across borders (0–100)	1.26
Procedures (number)	4	Strength of legal rights index (0–12)	6	Time to export	
Time (days)	7	Depth of credit information index (0–8)	0	Documentary compliance (hours)	698
Cost (% of income per capita)	28.6	Credit bureau coverage (% of adults)	0.0	Border compliance (hours)	515
Minimum capital (% of income per capita)	9.7	Credit registry coverage (% of adults)	0.7	Cost to export	
				Documentary compliance (US\$)	2,500
Dealing with construction permits (rank)	121	Protecting minority investors (rank)	164	Border compliance (US\$)	2,223
DTF score for dealing with construction permits (0–100)	63.91	DTF score for protecting minority investors (0–100)	36.67	Time to import	
Procedures (number)	12	Extent of disclosure index (0–10)	7	Documentary compliance (hours)	216
Time (days)	122	Extent of director liability index (0–10)	1	Border compliance (hours)	588
Cost (% of warehouse value)	8.4	Ease of shareholder suits index (0–10)	3	Cost to import	
Building quality control index (0–15)	8.0	Extent of shareholder rights index (0–10)	4	Documentary compliance (US\$)	875
		Extent of ownership and control index (0–10)	3	Border compliance (US\$)	3,039
		Extent of corporate transparency index (0–10)	4		
Getting electricity (rank)	175	Paying taxes (rank)	181	Enforcing contracts (rank)	172
DTF score for getting electricity (0–100)	33.59	DTF score for paying taxes (0–100)	39.40	DTF score for enforcing contracts (0–100)	36.06
Procedures (number)	6	Payments (number per year)	52	Time (days)	610
Time (days)	54	Time (hours per year)	346	Cost (% of claim)	80.6
Cost (% of income per capita)	14,885.8	Total tax and contribution rate (% of profit)	54.6	Quality of judicial processes index (0–18)	7.0
Reliability of supply and transparency of tariffs index (0–8)	0	Postfiling index (0–100)	27.08		
Registering property (rank)	158			Resolving insolvency (rank)	168
DTF score for registering property (0–100)	45.85			DTF score for resolving insolvency (0–100)	0.00
Procedures (number)	8			Time (years)	no practice
Time (days)	38			Cost (% of estate)	no practice
Cost (% of property value)	11.1			Recovery rate (cents on the dollar)	0.0
Quality of land administration index (0–30)	10.0			Strength of insolvency framework index (0–16)	0.0

Note: Most indicator sets refer to a case scenario in the largest business city of an economy, though for 11 economies the data are a population-weighted average for the two largest business cities. For some indicators a result of "no practice" may be recorded for an economy; see the data notes for more details. In starting a business, procedures (number), time (days) and cost (% of income per capita) are calculated as the average of both men and women. For the postfiling index, a result of "not applicable" may be recorded for an economy.

✓ Reform making it easier to do business ✗ Change making it more difficult to do business

CONGO, REP.		Sub-Saharan Africa		GNI per capita (US\$)	
Ease of doing business rank (1–190)	179	Overall distance to frontier (DTF) score (0–100)	39.57	Population	5,125,821
✓ Starting a business (rank)	177	Getting credit (rank)	133	Trading across borders (rank)	184
DTF score for starting a business (0–100)	64.69	DTF score for getting credit (0–100)	35.00	DTF score for trading across borders (0–100)	19.68
Procedures (number)	10	Strength of legal rights index (0–12)	6	Time to export	
Time (days)	49	Depth of credit information index (0–8)	1	Documentary compliance (hours)	120
Cost (% of income per capita)	77.7	Credit bureau coverage (% of adults)	0.0	Border compliance (hours)	276
Minimum capital (% of income per capita)	2.9	Credit registry coverage (% of adults)	11.9	Cost to export	
				Documentary compliance (US\$)	165
Dealing with construction permits (rank)	125	Protecting minority investors (rank)	146	Border compliance (US\$)	1,975
DTF score for dealing with construction permits (0–100)	63.07	DTF score for protecting minority investors (0–100)	40.00	Time to import	
Procedures (number)	12	Extent of disclosure index (0–10)	7	Documentary compliance (hours)	208
Time (days)	164	Extent of director liability index (0–10)	1	Border compliance (hours)	397
Cost (% of warehouse value)	8.0	Ease of shareholder suits index (0–10)	5	Cost to import	
Building quality control index (0–15)	9.0	Extent of shareholder rights index (0–10)	4	Documentary compliance (US\$)	310
		Extent of ownership and control index (0–10)	3	Border compliance (US\$)	1,581
		Extent of corporate transparency index (0–10)	4		
Getting electricity (rank)	181	Paying taxes (rank)	185	Enforcing contracts (rank)	155
DTF score for getting electricity (0–100)	28.42	DTF score for paying taxes (0–100)	26.79	DTF score for enforcing contracts (0–100)	43.99
Procedures (number)	6	Payments (number per year)	50	Time (days)	560
Time (days)	134	Time (hours per year)	602	Cost (% of claim)	53.2
Cost (% of income per capita)	6,957.7	Total tax and contribution rate (% of profit)	54.3	Quality of judicial processes index (0–18)	5.0
Reliability of supply and transparency of tariffs index (0–8)	0	Postfiling index (0–100)	12.29		
Registering property (rank)	177			Resolving insolvency (rank)	118
DTF score for registering property (0–100)	36.04			DTF score for resolving insolvency (0–100)	37.98
Procedures (number)	6			Time (years)	3.3
Time (days)	55			Cost (% of estate)	25.0
Cost (% of property value)	16.1			Recovery rate (cents on the dollar)	18.3
Quality of land administration index (0–30)	3.5			Strength of insolvency framework index (0–16)	9.0
COSTA RICA		Latin America & Caribbean		GNI per capita (US\$)	
Ease of doing business rank (1–190)	61	Overall distance to frontier (DTF) score (0–100)	69.13	Population	4,857,274
Starting a business (rank)	127	Getting credit (rank)	12	Trading across borders (rank)	73
DTF score for starting a business (0–100)	81.65	DTF score for getting credit (0–100)	85.00	DTF score for trading across borders (0–100)	79.32
Procedures (number)	9	Strength of legal rights index (0–12)	10	Time to export	
Time (days)	22.5	Depth of credit information index (0–8)	7	Documentary compliance (hours)	24
Cost (% of income per capita)	8.5	Credit bureau coverage (% of adults)	100.0	Border compliance (hours)	20
Minimum capital (% of income per capita)	0.0	Credit registry coverage (% of adults)	32.2	Cost to export	
				Documentary compliance (US\$)	80
Dealing with construction permits (rank)	70	✓ Protecting minority investors (rank)	119	Border compliance (US\$)	375
DTF score for dealing with construction permits (0–100)	71.02	DTF score for protecting minority investors (0–100)	48.33	Time to import	
Procedures (number)	17	Extent of disclosure index (0–10)	5	Documentary compliance (hours)	26
Time (days)	135	Extent of director liability index (0–10)	5	Border compliance (hours)	80
Cost (% of warehouse value)	2.0	Ease of shareholder suits index (0–10)	8	Cost to import	
Building quality control index (0–15)	11.0	Extent of shareholder rights index (0–10)	4	Documentary compliance (US\$)	75
		Extent of ownership and control index (0–10)	4	Border compliance (US\$)	420
		Extent of corporate transparency index (0–10)	3		
Getting electricity (rank)	21	Paying taxes (rank)	60	Enforcing contracts (rank)	129
DTF score for getting electricity (0–100)	88.21	DTF score for paying taxes (0–100)	77.46	DTF score for enforcing contracts (0–100)	51.48
Procedures (number)	5	Payments (number per year)	10	Time (days)	852
Time (days)	45	Time (hours per year)	151	Cost (% of claim)	24.3
Cost (% of income per capita)	168.1	Total tax and contribution rate (% of profit)	58.3	Quality of judicial processes index (0–18)	7.5
Reliability of supply and transparency of tariffs index (0–8)	8	Postfiling index (0–100)	85.06		
✓ Registering property (rank)	49			Resolving insolvency (rank)	131
DTF score for registering property (0–100)	74.36			DTF score for resolving insolvency (0–100)	34.42
Procedures (number)	5			Time (years)	3.0
Time (days)	11			Cost (% of estate)	14.5
Cost (% of property value)	3.4			Recovery rate (cents on the dollar)	29.1
Quality of land administration index (0–30)	17.5			Strength of insolvency framework index (0–16)	6.0
CÔTE D'IVOIRE		Sub-Saharan Africa		GNI per capita (US\$)	
Ease of doing business rank (1–190)	139	Overall distance to frontier (DTF) score (0–100)	53.71	Population	23,695,919
Starting a business (rank)	44	Getting credit (rank)	142	Trading across borders (rank)	155
DTF score for starting a business (0–100)	91.72	DTF score for getting credit (0–100)	30.00	DTF score for trading across borders (0–100)	54.15
Procedures (number)	4	Strength of legal rights index (0–12)	6	Time to export	
Time (days)	7	Depth of credit information index (0–8)	0	Documentary compliance (hours)	120
Cost (% of income per capita)	16.5	Credit bureau coverage (% of adults)	4.0	Border compliance (hours)	110
Minimum capital (% of income per capita)	2.8	Credit registry coverage (% of adults)	0.3	Cost to export	
				Documentary compliance (US\$)	136
✓ Dealing with construction permits (rank)	152	Protecting minority investors (rank)	146	Border compliance (US\$)	387
DTF score for dealing with construction permits (0–100)	57.50	DTF score for protecting minority investors (0–100)	40.00	Time to import	
Procedures (number)	21	Extent of disclosure index (0–10)	7	Documentary compliance (hours)	89
Time (days)	162	Extent of director liability index (0–10)	1	Border compliance (hours)	125
Cost (% of warehouse value)	5.4	Ease of shareholder suits index (0–10)	5	Cost to import	
Building quality control index (0–15)	9.0	Extent of shareholder rights index (0–10)	4	Documentary compliance (US\$)	267
		Extent of ownership and control index (0–10)	3	Border compliance (US\$)	456
		Extent of corporate transparency index (0–10)	4		
Getting electricity (rank)	129	Paying taxes (rank)	175	Enforcing contracts (rank)	101
DTF score for getting electricity (0–100)	58.73	DTF score for paying taxes (0–100)	43.88	DTF score for enforcing contracts (0–100)	55.74
Procedures (number)	8	Payments (number per year)	63	Time (days)	525
Time (days)	55	Time (hours per year)	270	Cost (% of claim)	41.7
Cost (% of income per capita)	2,280.8	Total tax and contribution rate (% of profit)	50.1	Quality of judicial processes index (0–18)	8.5
Reliability of supply and transparency of tariffs index (0–8)	5	Postfiling index (0–100)	44.50		
Registering property (rank)	113			Resolving insolvency (rank)	77
DTF score for registering property (0–100)	57.56			DTF score for resolving insolvency (0–100)	47.81
Procedures (number)	6			Time (years)	2.2
Time (days)	30			Cost (% of estate)	18.0
Cost (% of property value)	7.4			Recovery rate (cents on the dollar)	36.6
Quality of land administration index (0–30)	10.5			Strength of insolvency framework index (0–16)	9.0

Note: Most indicator sets refer to a case scenario in the largest business city of an economy, though for 11 economies the data are a population-weighted average for the two largest business cities. For some indicators a result of "no practice" may be recorded for an economy; see the data notes for more details. In starting a business, procedures (number), time (days) and cost (% of income per capita) are calculated as the average of both men and women. For the postfiling index, a result of "not applicable" may be recorded for an economy.

✓ Reform making it easier to do business ✗ Change making it more difficult to do business

CROATIA		Europe & Central Asia		GNI per capita (US\$)	
Ease of doing business rank (1–190)	51	Overall distance to frontier (DTF) score (0–100)	71.70	Population	4,170,600
Starting a business (rank)	87	Getting credit (rank)	77	Trading across borders (rank)	1
DTF score for starting a business (0–100)	86.39	DTF score for getting credit (0–100)	55.00	DTF score for trading across borders (0–100)	100.00
Procedures (number)	8	Strength of legal rights index (0–12)	5	Time to export	
Time (days)	7	Depth of credit information index (0–8)	6	Documentary compliance (hours)	1
Cost (% of income per capita)	7.2	Credit bureau coverage (% of adults)	100.0	Border compliance (hours)	0
Minimum capital (% of income per capita)	12.5	Credit registry coverage (% of adults)	0.0	Cost to export	
				Documentary compliance (US\$)	0
✗ Dealing with construction permits (rank)	126	Protecting minority investors (rank)	29	Border compliance (US\$)	0
DTF score for dealing with construction permits (0–100)	63.00	DTF score for protecting minority investors (0–100)	68.33	Time to import	
Procedures (number)	18	Extent of disclosure index (0–10)	5	Documentary compliance (hours)	1
Time (days)	126	Extent of director liability index (0–10)	6	Border compliance (hours)	0
Cost (% of warehouse value)	9.4	Ease of shareholder suits index (0–10)	6	Cost to import	
Building quality control index (0–15)	12.0	Extent of shareholder rights index (0–10)	8	Documentary compliance (US\$)	0
		Extent of ownership and control index (0–10)	9	Border compliance (US\$)	0
		Extent of corporate transparency index (0–10)	7		
Getting electricity (rank)	75	Paying taxes (rank)	95	Enforcing contracts (rank)	23
DTF score for getting electricity (0–100)	76.26	DTF score for paying taxes (0–100)	70.90	DTF score for enforcing contracts (0–100)	70.60
Procedures (number)	5	Payments (number per year)	35	Time (days)	650
Time (days)	65	Time (hours per year)	206	Cost (% of claim)	15.2
Cost (% of income per capita)	298.5	Total tax and contribution rate (% of profit)	20.6	Quality of judicial processes index (0–18)	13.0
Reliability of supply and transparency of tariffs index (0–8)	5	Postfiling index (0–100)	61.20		
✓ Registering property (rank)	59			Resolving insolvency (rank)	60
DTF score for registering property (0–100)	71.44			DTF score for resolving insolvency (0–100)	55.11
Procedures (number)	5			Time (years)	3.1
Time (days)	62			Cost (% of estate)	14.5
Cost (% of property value)	4.0			Recovery rate (cents on the dollar)	32.7
Quality of land administration index (0–30)	22.5			Strength of insolvency framework index (0–16)	12.0
CYPRUS		Europe & Central Asia		GNI per capita (US\$)	
Ease of doing business rank (1–190)	53	Overall distance to frontier (DTF) score (0–100)	71.63	Population	1,170,125
Starting a business (rank)	50	Getting credit (rank)	68	Trading across borders (rank)	45
DTF score for starting a business (0–100)	91.19	DTF score for getting credit (0–100)	60.00	DTF score for trading across borders (0–100)	88.44
Procedures (number)	5	Strength of legal rights index (0–12)	7	Time to export	
Time (days)	6	Depth of credit information index (0–8)	5	Documentary compliance (hours)	2
Cost (% of income per capita)	12.4	Credit bureau coverage (% of adults)	72.9	Border compliance (hours)	18
Minimum capital (% of income per capita)	0.0	Credit registry coverage (% of adults)	0.0	Cost to export	
				Documentary compliance (US\$)	50
Dealing with construction permits (rank)	120	Protecting minority investors (rank)	43	Border compliance (US\$)	300
DTF score for dealing with construction permits (0–100)	63.99	DTF score for protecting minority investors (0–100)	63.33	Time to import	
Procedures (number)	8	Extent of disclosure index (0–10)	8	Documentary compliance (hours)	2
Time (days)	507	Extent of director liability index (0–10)	4	Border compliance (hours)	15
Cost (% of warehouse value)	1.1	Ease of shareholder suits index (0–10)	7	Cost to import	
Building quality control index (0–15)	11.0	Extent of shareholder rights index (0–10)	6	Documentary compliance (US\$)	50
		Extent of ownership and control index (0–10)	6	Border compliance (US\$)	335
		Extent of corporate transparency index (0–10)	7		
Getting electricity (rank)	67	✗ Paying taxes (rank)	44	Enforcing contracts (rank)	138
DTF score for getting electricity (0–100)	78.32	DTF score for paying taxes (0–100)	80.59	DTF score for enforcing contracts (0–100)	48.59
Procedures (number)	5	Payments (number per year)	28	Time (days)	1,100
Time (days)	137	Time (hours per year)	127	Cost (% of claim)	16.4
Cost (% of income per capita)	133.2	Total tax and contribution rate (% of profit)	22.7	Quality of judicial processes index (0–18)	8.0
Reliability of supply and transparency of tariffs index (0–8)	8	Postfiling index (0–100)	76.07		
Registering property (rank)	92			Resolving insolvency (rank)	21
DTF score for registering property (0–100)	63.41			DTF score for resolving insolvency (0–100)	78.46
Procedures (number)	7			Time (years)	1.5
Time (days)	9			Cost (% of estate)	14.5
Cost (% of property value)	10.4			Recovery rate (cents on the dollar)	73.2
Quality of land administration index (0–30)	23.0			Strength of insolvency framework index (0–16)	12.5
CZECH REPUBLIC		OECD high income		GNI per capita (US\$)	
Ease of doing business rank (1–190)	30	Overall distance to frontier (DTF) score (0–100)	76.27	Population	10,561,633
✓ Starting a business (rank)	81	Getting credit (rank)	42	Trading across borders (rank)	1
DTF score for starting a business (0–100)	87.44	DTF score for getting credit (0–100)	70.00	DTF score for trading across borders (0–100)	100.00
Procedures (number)	8	Strength of legal rights index (0–12)	7	Time to export	
Time (days)	9	Depth of credit information index (0–8)	7	Documentary compliance (hours)	1
Cost (% of income per capita)	1.0	Credit bureau coverage (% of adults)	79.5	Border compliance (hours)	0
Minimum capital (% of income per capita)	0.0	Credit registry coverage (% of adults)	7.0	Cost to export	
				Documentary compliance (US\$)	0
Dealing with construction permits (rank)	127	Protecting minority investors (rank)	62	Border compliance (US\$)	0
DTF score for dealing with construction permits (0–100)	62.77	DTF score for protecting minority investors (0–100)	58.33	Time to import	
Procedures (number)	21	Extent of disclosure index (0–10)	2	Documentary compliance (hours)	1
Time (days)	247	Extent of director liability index (0–10)	6	Border compliance (hours)	0
Cost (% of warehouse value)	0.2	Ease of shareholder suits index (0–10)	9	Cost to import	
Building quality control index (0–15)	12.0	Extent of shareholder rights index (0–10)	6	Documentary compliance (US\$)	0
		Extent of ownership and control index (0–10)	7	Border compliance (US\$)	0
		Extent of corporate transparency index (0–10)	5		
Getting electricity (rank)	15	✗ Paying taxes (rank)	53	Enforcing contracts (rank)	91
DTF score for getting electricity (0–100)	90.33	DTF score for paying taxes (0–100)	79.26	DTF score for enforcing contracts (0–100)	58.21
Procedures (number)	4	Payments (number per year)	8	Time (days)	611
Time (days)	68	Time (hours per year)	248	Cost (% of claim)	33.8
Cost (% of income per capita)	23.8	Total tax and contribution rate (% of profit)	50.0	Quality of judicial processes index (0–18)	9.5
Reliability of supply and transparency of tariffs index (0–8)	8	Postfiling index (0–100)	90.75		
Registering property (rank)	32			Resolving insolvency (rank)	25
DTF score for registering property (0–100)	79.68			DTF score for resolving insolvency (0–100)	76.69
Procedures (number)	4			Time (years)	2.1
Time (days)	28			Cost (% of estate)	17.0
Cost (% of property value)	4.0			Recovery rate (cents on the dollar)	67.0
Quality of land administration index (0–30)	25.0			Strength of insolvency framework index (0–16)	13.0

Note: Most indicator sets refer to a case scenario in the largest business city of an economy, though for 11 economies the data are a population-weighted average for the two largest business cities. For some indicators a result of "no practice" may be recorded for an economy; see the data notes for more details. In starting a business, procedures (number), time (days) and cost (% of income per capita) are calculated as the average of both men and women. For the postfiling index, a result of "not applicable" may be recorded for an economy.

✓ Reform making it easier to do business ✗ Change making it more difficult to do business

DENMARK		OECD high income		GNI per capita (US\$)	
Ease of doing business rank (1–190)	3	Overall distance to frontier (DTF) score (0–100)	84.06	Population	5,731,118
Starting a business (rank)	34	Getting credit (rank)	42	Trading across borders (rank)	1
DTF score for starting a business (0–100)	92.50	DTF score for getting credit (0–100)	70.00	DTF score for trading across borders (0–100)	100.00
Procedures (number)	5	Strength of legal rights index (0–12)	8	Time to export	
Time (days)	3.5	Depth of credit information index (0–8)	6	Documentary compliance (hours)	1
Cost (% of income per capita)	0.2	Credit bureau coverage (% of adults)	7.4	Border compliance (hours)	0
Minimum capital (% of income per capita)	13.5	Credit registry coverage (% of adults)	0.0	Cost to export	
				Documentary compliance (US\$)	0
✗ Dealing with construction permits (rank)	1	Protecting minority investors (rank)	33	Border compliance (US\$)	0
DTF score for dealing with construction permits (0–100)	86.79	DTF score for protecting minority investors (0–100)	66.67	Time to import	
Procedures (number)	7	Extent of disclosure index (0–10)	7	Documentary compliance (hours)	1
Time (days)	64	Extent of director liability index (0–10)	5	Border compliance (hours)	0
Cost (% of warehouse value)	1.4	Ease of shareholder suits index (0–10)	8	Cost to import	
Building quality control index (0–15)	11.0	Extent of shareholder rights index (0–10)	6	Documentary compliance (US\$)	0
		Extent of ownership and control index (0–10)	5	Border compliance (US\$)	0
		Extent of corporate transparency index (0–10)	9		
Getting electricity (rank)	16	Paying taxes (rank)	8	Enforcing contracts (rank)	32
DTF score for getting electricity (0–100)	90.21	DTF score for paying taxes (0–100)	91.22	DTF score for enforcing contracts (0–100)	68.37
Procedures (number)	4	Payments (number per year)	10	Time (days)	485
Time (days)	38	Time (hours per year)	130	Cost (% of claim)	23.3
Cost (% of income per capita)	106.2	Total tax and contribution rate (% of profit)	24.2	Quality of judicial processes index (0–18)	11.0
Reliability of supply and transparency of tariffs index (0–8)	7	Postfiling index (0–100)	89.06		
Registering property (rank)	11			Resolving insolvency (rank)	7
DTF score for registering property (0–100)	89.88			DTF score for resolving insolvency (0–100)	84.93
Procedures (number)	3			Time (years)	1.0
Time (days)	4			Cost (% of estate)	4.0
Cost (% of property value)	0.6			Recovery rate (cents on the dollar)	88.1
Quality of land administration index (0–30)	24.5			Strength of insolvency framework index (0–16)	12.0
DJIBOUTI		Middle East & North Africa		GNI per capita (US\$)	
Ease of doing business rank (1–190)	154	Overall distance to frontier (DTF) score (0–100)	49.58	Population	942,333
✓ Starting a business (rank)	115	✓ Getting credit (rank)	183	Trading across borders (rank)	159
DTF score for starting a business (0–100)	83.38	DTF score for getting credit (0–100)	5.00	DTF score for trading across borders (0–100)	51.87
Procedures (number)	7	Strength of legal rights index (0–12)	1	Time to export	
Time (days)	14	Depth of credit information index (0–8)	0	Documentary compliance (hours)	72
Cost (% of income per capita)	35.2	Credit bureau coverage (% of adults)	0.0	Border compliance (hours)	109
Minimum capital (% of income per capita)	0.0	Credit registry coverage (% of adults)	0.4	Cost to export	
				Documentary compliance (US\$)	95
✓ Dealing with construction permits (rank)	84	✓ Protecting minority investors (rank)	96	Border compliance (US\$)	944
DTF score for dealing with construction permits (0–100)	68.48	DTF score for protecting minority investors (0–100)	51.67	Time to import	
Procedures (number)	17	Extent of disclosure index (0–10)	7	Documentary compliance (hours)	50
Time (days)	111	Extent of director liability index (0–10)	7	Border compliance (hours)	78
Cost (% of warehouse value)	5.4	Ease of shareholder suits index (0–10)	3	Cost to import	
Building quality control index (0–15)	11.0	Extent of shareholder rights index (0–10)	6	Documentary compliance (US\$)	100
		Extent of ownership and control index (0–10)	5	Border compliance (US\$)	1,209
		Extent of corporate transparency index (0–10)	3		
Getting electricity (rank)	169	Paying taxes (rank)	108	Enforcing contracts (rank)	175
DTF score for getting electricity (0–100)	40.75	DTF score for paying taxes (0–100)	68.91	DTF score for enforcing contracts (0–100)	34.78
Procedures (number)	4	Payments (number per year)	35	Time (days)	1,025
Time (days)	125	Time (hours per year)	76	Cost (% of claim)	34.0
Cost (% of income per capita)	5,979.9	Total tax and contribution rate (% of profit)	37.7	Quality of judicial processes index (0–18)	3.0
Reliability of supply and transparency of tariffs index (0–8)	0	Postfiling index (0–100)	49.57		
✓ Registering property (rank)	168			Resolving insolvency (rank)	73
DTF score for registering property (0–100)	42.65			DTF score for resolving insolvency (0–100)	48.32
Procedures (number)	6			Time (years)	2.3
Time (days)	39			Cost (% of estate)	11.0
Cost (% of property value)	12.7			Recovery rate (cents on the dollar)	37.5
Quality of land administration index (0–30)	4.5			Strength of insolvency framework index (0–16)	9.0
DOMINICA		Latin America & Caribbean		GNI per capita (US\$)	
Ease of doing business rank (1–190)	98	Overall distance to frontier (DTF) score (0–100)	60.96	Population	73,543
Starting a business (rank)	67	Getting credit (rank)	142	Trading across borders (rank)	81
DTF score for starting a business (0–100)	89.29	DTF score for getting credit (0–100)	30.00	DTF score for trading across borders (0–100)	74.26
Procedures (number)	5	Strength of legal rights index (0–12)	6	Time to export	
Time (days)	12	Depth of credit information index (0–8)	0	Documentary compliance (hours)	12
Cost (% of income per capita)	15.5	Credit bureau coverage (% of adults)	0.0	Border compliance (hours)	36
Minimum capital (% of income per capita)	0.0	Credit registry coverage (% of adults)	0.0	Cost to export	
				Documentary compliance (US\$)	50
Dealing with construction permits (rank)	74	Protecting minority investors (rank)	96	Border compliance (US\$)	625
DTF score for dealing with construction permits (0–100)	70.07	DTF score for protecting minority investors (0–100)	51.67	Time to import	
Procedures (number)	11	Extent of disclosure index (0–10)	4	Documentary compliance (hours)	24
Time (days)	191	Extent of director liability index (0–10)	8	Border compliance (hours)	39
Cost (% of warehouse value)	0.3	Ease of shareholder suits index (0–10)	8	Cost to import	
Building quality control index (0–15)	8.0	Extent of shareholder rights index (0–10)	4	Documentary compliance (US\$)	50
		Extent of ownership and control index (0–10)	4	Border compliance (US\$)	906
		Extent of corporate transparency index (0–10)	3		
Getting electricity (rank)	46	Paying taxes (rank)	77	Enforcing contracts (rank)	79
DTF score for getting electricity (0–100)	82.43	DTF score for paying taxes (0–100)	74.91	DTF score for enforcing contracts (0–100)	59.17
Procedures (number)	5	Payments (number per year)	37	Time (days)	681
Time (days)	61	Time (hours per year)	117	Cost (% of claim)	36.0
Cost (% of income per capita)	466.1	Total tax and contribution rate (% of profit)	35.2	Quality of judicial processes index (0–18)	11.5
Reliability of supply and transparency of tariffs index (0–8)	7	Postfiling index (0–100)	79.66		
Registering property (rank)	164			Resolving insolvency (rank)	132
DTF score for registering property (0–100)	43.40			DTF score for resolving insolvency (0–100)	34.41
Procedures (number)	5			Time (years)	4.0
Time (days)	42			Cost (% of estate)	10.0
Cost (% of property value)	13.3			Recovery rate (cents on the dollar)	29.1
Quality of land administration index (0–30)	4.5			Strength of insolvency framework index (0–16)	6.0

Note: Most indicator sets refer to a case scenario in the largest business city of an economy, though for 11 economies the data are a population-weighted average for the two largest business cities. For some indicators a result of "no practice" may be recorded for an economy; see the data notes for more details. In starting a business, procedures (number), time (days) and cost (% of income per capita) are calculated as the average of both men and women. For the postfiling index, a result of "not applicable" may be recorded for an economy.

✓ Reform making it easier to do business ✗ Change making it more difficult to do business

DOMINICAN REPUBLIC		Latin America & Caribbean		GNI per capita (US\$)	
Ease of doing business rank (1–190)	99	Overall distance to frontier (DTF) score (0–100)	60.93	Population	10,648,791
✓ Starting a business (rank)	116	Getting credit (rank)	105	Trading across borders (rank)	59
DTF score for starting a business (0–100)	83.23	DTF score for getting credit (0–100)	45.00	DTF score for trading across borders (0–100)	83.51
Procedures (number)	7	Strength of legal rights index (0–12)	1	Time to export	
Time (days)	16.5	Depth of credit information index (0–8)	8	Documentary compliance (hours)	10
Cost (% of income per capita)	14.5	Credit bureau coverage (% of adults)	68.3	Border compliance (hours)	16
Minimum capital (% of income per capita)	33.9	Credit registry coverage (% of adults)	26.4	Cost to export	
				Documentary compliance (US\$)	15
Dealing with construction permits (rank)	62	Protecting minority investors (rank)	96	Border compliance (US\$)	488
DTF score for dealing with construction permits (0–100)	71.73	DTF score for protecting minority investors (0–100)	51.67	Time to import	
Procedures (number)	15	Extent of disclosure index (0–10)	5	Documentary compliance (hours)	14
Time (days)	184	Extent of director liability index (0–10)	4	Border compliance (hours)	24
Cost (% of warehouse value)	2.8	Ease of shareholder suits index (0–10)	8	Cost to import	
Building quality control index (0–15)	13.0	Extent of shareholder rights index (0–10)	7	Documentary compliance (US\$)	40
		Extent of ownership and control index (0–10)	2	Border compliance (US\$)	579
		Extent of corporate transparency index (0–10)	5		
✓ Getting electricity (rank)	108	✗ Paying taxes (rank)	149	Enforcing contracts (rank)	136
DTF score for getting electricity (0–100)	64.74	DTF score for paying taxes (0–100)	57.45	DTF score for enforcing contracts (0–100)	48.71
Procedures (number)	7	Payments (number per year)	7	Time (days)	590
Time (days)	67	Time (hours per year)	317	Cost (% of claim)	40.9
Cost (% of income per capita)	248.6	Total tax and contribution rate (% of profit)	48.8	Quality of judicial processes index (0–18)	5.5
Reliability of supply and transparency of tariffs index (0–8)	4	Postfiling index (0–100)	10.71	✓ Resolving insolvency (rank)	121
Registering property (rank)	79			DTF score for resolving insolvency (0–100)	37.59
DTF score for registering property (0–100)	65.67			Time (years)	3.5
Procedures (number)	6			Cost (% of estate)	38.0
Time (days)	45			Recovery rate (cents on the dollar)	8.9
Cost (% of property value)	3.4			Strength of insolvency framework index (0–16)	10.5
Quality of land administration index (0–30)	14.5				
ECUADOR		Latin America & Caribbean		GNI per capita (US\$)	
Ease of doing business rank (1–190)	118	Overall distance to frontier (DTF) score (0–100)	57.83	Population	16,385,068
Starting a business (rank)	168	Getting credit (rank)	105	Trading across borders (rank)	102
DTF score for starting a business (0–100)	70.50	DTF score for getting credit (0–100)	45.00	DTF score for trading across borders (0–100)	68.65
Procedures (number)	11	Strength of legal rights index (0–12)	1	Time to export	
Time (days)	48.5	Depth of credit information index (0–8)	8	Documentary compliance (hours)	24
Cost (% of income per capita)	21.9	Credit bureau coverage (% of adults)	71.0	Border compliance (hours)	96
Minimum capital (% of income per capita)	0.0	Credit registry coverage (% of adults)	0.0	Cost to export	
				Documentary compliance (US\$)	140
Dealing with construction permits (rank)	105	Protecting minority investors (rank)	124	Border compliance (US\$)	560
DTF score for dealing with construction permits (0–100)	66.32	DTF score for protecting minority investors (0–100)	46.67	Time to import	
Procedures (number)	17	Extent of disclosure index (0–10)	2	Documentary compliance (hours)	120
Time (days)	132	Extent of director liability index (0–10)	5	Border compliance (hours)	24
Cost (% of warehouse value)	1.9	Ease of shareholder suits index (0–10)	6	Cost to import	
Building quality control index (0–15)	8.0	Extent of shareholder rights index (0–10)	9	Documentary compliance (US\$)	75
		Extent of ownership and control index (0–10)	3	Border compliance (US\$)	250
		Extent of corporate transparency index (0–10)	3		
Getting electricity (rank)	85	✗ Paying taxes (rank)	145	Enforcing contracts (rank)	75
DTF score for getting electricity (0–100)	72.16	DTF score for paying taxes (0–100)	58.39	DTF score for enforcing contracts (0–100)	59.38
Procedures (number)	7	Payments (number per year)	10	Time (days)	523
Time (days)	74	Time (hours per year)	666	Cost (% of claim)	27.2
Cost (% of income per capita)	636.1	Total tax and contribution rate (% of profit)	32.5	Quality of judicial processes index (0–18)	7.5
Reliability of supply and transparency of tariffs index (0–8)	7	Postfiling index (0–100)	49.54	Resolving insolvency (rank)	157
✗ Registering property (rank)	74			DTF score for resolving insolvency (0–100)	25.01
DTF score for registering property (0–100)	66.18			Time (years)	5.3
Procedures (number)	8			Cost (% of estate)	18.0
Time (days)	38			Recovery rate (cents on the dollar)	17.4
Cost (% of property value)	2.1			Strength of insolvency framework index (0–16)	5.0
Quality of land administration index (0–30)	16.5				
EGYPT, ARAB REP.		Middle East & North Africa		GNI per capita (US\$)	
Ease of doing business rank (1–190)	128	Overall distance to frontier (DTF) score (0–100)	56.22	Population	95,688,681
Starting a business (rank)	103	Getting credit (rank)	90	Trading across borders (rank)	170
DTF score for starting a business (0–100)	84.53	DTF score for getting credit (0–100)	50.00	DTF score for trading across borders (0–100)	42.23
Procedures (number)	8.5	Strength of legal rights index (0–12)	2	Time to export	
Time (days)	14.5	Depth of credit information index (0–8)	8	Documentary compliance (hours)	88
Cost (% of income per capita)	7.4	Credit bureau coverage (% of adults)	25.3	Border compliance (hours)	48
Minimum capital (% of income per capita)	0.0	Credit registry coverage (% of adults)	7.8	Cost to export	
				Documentary compliance (US\$)	100
Dealing with construction permits (rank)	66	✓ Protecting minority investors (rank)	81	Border compliance (US\$)	258
DTF score for dealing with construction permits (0–100)	71.43	DTF score for protecting minority investors (0–100)	55.00	Time to import	
Procedures (number)	19	Extent of disclosure index (0–10)	8	Documentary compliance (hours)	265
Time (days)	172	Extent of director liability index (0–10)	3	Border compliance (hours)	240
Cost (% of warehouse value)	1.9	Ease of shareholder suits index (0–10)	3	Cost to import	
Building quality control index (0–15)	14.0	Extent of shareholder rights index (0–10)	5	Documentary compliance (US\$)	1,000
		Extent of ownership and control index (0–10)	7	Border compliance (US\$)	554
		Extent of corporate transparency index (0–10)	7		
Getting electricity (rank)	89	Paying taxes (rank)	167	Enforcing contracts (rank)	160
DTF score for getting electricity (0–100)	71.24	DTF score for paying taxes (0–100)	50.67	DTF score for enforcing contracts (0–100)	42.75
Procedures (number)	5	Payments (number per year)	29	Time (days)	1,010
Time (days)	53	Time (hours per year)	392	Cost (% of claim)	26.2
Cost (% of income per capita)	324.7	Total tax and contribution rate (% of profit)	45.3	Quality of judicial processes index (0–18)	5.5
Reliability of supply and transparency of tariffs index (0–8)	3	Postfiling index (0–100)	26.62	Resolving insolvency (rank)	115
✗ Registering property (rank)	119			DTF score for resolving insolvency (0–100)	38.89
DTF score for registering property (0–100)	55.50			Time (years)	2.5
Procedures (number)	8			Cost (% of estate)	22.0
Time (days)	75			Recovery rate (cents on the dollar)	25.8
Cost (% of property value)	1.1			Strength of insolvency framework index (0–16)	8.0
Quality of land administration index (0–30)	7.0				

Note: Most indicator sets refer to a case scenario in the largest business city of an economy, though for 11 economies the data are a population-weighted average for the two largest business cities. For some indicators a result of "no practice" may be recorded for an economy; see the data notes for more details. In starting a business, procedures (number), time (days) and cost (% of income per capita) are calculated as the average of both men and women. For the postfiling index, a result of "not applicable" may be recorded for an economy.

✓ Reform making it easier to do business ✗ Change making it more difficult to do business

EL SALVADOR		Latin America & Caribbean		GNI per capita (US\$)	
Ease of doing business rank (1–190)	73	Overall distance to frontier (DTF) score (0–100)	66.42	Population	6,344,722
Starting a business (rank)	140	Getting credit (rank)	20	✓ Trading across borders (rank)	43
DTF score for starting a business (0–100)	78.88	DTF score for getting credit (0–100)	80.00	DTF score for trading across borders (0–100)	89.29
Procedures (number)	9	Strength of legal rights index (0–12)	9	Time to export	
Time (days)	16.5	Depth of credit information index (0–8)	7	Documentary compliance (hours)	9
Cost (% of income per capita)	41.4	Credit bureau coverage (% of adults)	35.4	Border compliance (hours)	30
Minimum capital (% of income per capita)	2.5	Credit registry coverage (% of adults)	28.6	Cost to export	
✓ Dealing with construction permits (rank)	139	Protecting minority investors (rank)	160	Documentary compliance (US\$)	50
DTF score for dealing with construction permits (0–100)	60.16	DTF score for protecting minority investors (0–100)	38.33	Border compliance (US\$)	128
Procedures (number)	23	Extent of disclosure index (0–10)	3	Time to import	
Time (days)	122.5	Extent of director liability index (0–10)	0	Documentary compliance (hours)	13
Cost (% of warehouse value)	5.2	Ease of shareholder suits index (0–10)	7	Border compliance (hours)	36
Building quality control index (0–15)	10.0	Extent of shareholder rights index (0–10)	6	Cost to import	
✓ Getting electricity (rank)	88	Extent of ownership and control index (0–10)	1	Documentary compliance (US\$)	67
DTF score for getting electricity (0–100)	71.40	Extent of corporate transparency index (0–10)	6	Border compliance (US\$)	128
Procedures (number)	7	✓ Paying taxes (rank)	61	Enforcing contracts (rank)	105
Time (days)	56	DTF score for paying taxes (0–100)	77.35	DTF score for enforcing contracts (0–100)	55.20
Cost (% of income per capita)	502.0	Payments (number per year)	7	Time (days)	786
Reliability of supply and transparency of tariffs index (0–8)	6	Time (hours per year)	180	Cost (% of claim)	19.2
Registering property (rank)	69	Total tax and contribution rate (% of profit)	35.5	Quality of judicial processes index (0–18)	7.5
DTF score for registering property (0–100)	67.92	Postfiling index (0–100)	49.54	Resolving insolvency (rank)	84
Procedures (number)	5			DTF score for resolving insolvency (0–100)	45.69
Time (days)	31			Time (years)	3.5
Cost (% of property value)	3.8			Cost (% of estate)	12.0
Quality of land administration index (0–30)	13.5			Recovery rate (cents on the dollar)	32.6
				Strength of insolvency framework index (0–16)	9.0
EQUATORIAL GUINEA		Sub-Saharan Africa		GNI per capita (US\$)	
Ease of doing business rank (1–190)	173	Overall distance to frontier (DTF) score (0–100)	41.66	Population	1,221,490
✓ Starting a business (rank)	182	Getting credit (rank)	122	Trading across borders (rank)	174
DTF score for starting a business (0–100)	54.96	DTF score for getting credit (0–100)	40.00	DTF score for trading across borders (0–100)	32.05
Procedures (number)	16	Strength of legal rights index (0–12)	6	Time to export	
Time (days)	33	Depth of credit information index (0–8)	2	Documentary compliance (hours)	154
Cost (% of income per capita)	103.4	Credit bureau coverage (% of adults)	0.0	Border compliance (hours)	132
Minimum capital (% of income per capita)	30.3	Credit registry coverage (% of adults)	6.3	Cost to export	
Dealing with construction permits (rank)	160	Protecting minority investors (rank)	146	Documentary compliance (US\$)	85
DTF score for dealing with construction permits (0–100)	54.95	DTF score for protecting minority investors (0–100)	40.00	Border compliance (US\$)	760
Procedures (number)	13	Extent of disclosure index (0–10)	7	Time to import	
Time (days)	144	Extent of director liability index (0–10)	1	Documentary compliance (hours)	240
Cost (% of warehouse value)	4.2	Ease of shareholder suits index (0–10)	5	Border compliance (hours)	240
Building quality control index (0–15)	1.0	Extent of shareholder rights index (0–10)	4	Cost to import	
Getting electricity (rank)	146	Extent of ownership and control index (0–10)	3	Documentary compliance (US\$)	70
DTF score for getting electricity (0–100)	53.44	Extent of corporate transparency index (0–10)	4	Border compliance (US\$)	985
Procedures (number)	5	Paying taxes (rank)	177	Enforcing contracts (rank)	104
Time (days)	106	DTF score for paying taxes (0–100)	41.54	DTF score for enforcing contracts (0–100)	55.25
Cost (% of income per capita)	1,185.2	Payments (number per year)	46	Time (days)	475
Reliability of supply and transparency of tariffs index (0–8)	0	Time (hours per year)	492	Cost (% of claim)	19.5
Registering property (rank)	162	Total tax and contribution rate (% of profit)	79.4	Quality of judicial processes index (0–18)	3.0
DTF score for registering property (0–100)	44.45	Postfiling index (0–100)	93.12	Resolving insolvency (rank)	168
Procedures (number)	6			DTF score for resolving insolvency (0–100)	0.00
Time (days)	23			Time (years)	no practice
Cost (% of property value)	12.5			Cost (% of estate)	no practice
Quality of land administration index (0–30)	4.0			Recovery rate (cents on the dollar)	0.0
				Strength of insolvency framework index (0–16)	0.0
ERITREA		Sub-Saharan Africa		GNI per capita (US\$)	
Ease of doing business rank (1–190)	189	Overall distance to frontier (DTF) score (0–100)	22.87	Population	5,869,869
Starting a business (rank)	184	Getting credit (rank)	186	Trading across borders (rank)	189
DTF score for starting a business (0–100)	50.60	DTF score for getting credit (0–100)	0.00	DTF score for trading across borders (0–100)	0.00
Procedures (number)	13	Strength of legal rights index (0–12)	0	Time to export	
Time (days)	84	Depth of credit information index (0–8)	0	Documentary compliance (hours)	no practice
Cost (% of income per capita)	27.0	Credit bureau coverage (% of adults)	0.0	Border compliance (hours)	no practice
Minimum capital (% of income per capita)	118.5	Credit registry coverage (% of adults)	0.0	Cost to export	
Dealing with construction permits (rank)	186	Protecting minority investors (rank)	172	Documentary compliance (US\$)	no practice
DTF score for dealing with construction permits (0–100)	0.00	DTF score for protecting minority investors (0–100)	31.67	Border compliance (US\$)	no practice
Procedures (number)	no practice	Extent of disclosure index (0–10)	3	Time to import	
Time (days)	no practice	Extent of director liability index (0–10)	0	Documentary compliance (hours)	no practice
Cost (% of warehouse value)	no practice	Ease of shareholder suits index (0–10)	5	Border compliance (hours)	no practice
Building quality control index (0–15)	0.0	Extent of shareholder rights index (0–10)	5	Cost to import	
Getting electricity (rank)	187	Extent of ownership and control index (0–10)	3	Documentary compliance (US\$)	no practice
DTF score for getting electricity (0–100)	0.00	Extent of corporate transparency index (0–10)	3	Border compliance (US\$)	no practice
Procedures (number)	no practice	Paying taxes (rank)	148	Enforcing contracts (rank)	119
Time (days)	no practice	DTF score for paying taxes (0–100)	57.50	DTF score for enforcing contracts (0–100)	53.68
Cost (% of income per capita)	no practice	Payments (number per year)	30	Time (days)	490
Reliability of supply and transparency of tariffs index (0–8)	0	Time (hours per year)	216	Cost (% of claim)	22.6
Registering property (rank)	178	Total tax and contribution rate (% of profit)	83.7	Quality of judicial processes index (0–18)	3.0
DTF score for registering property (0–100)	35.29	Postfiling index (0–100)	99.54	Resolving insolvency (rank)	168
Procedures (number)	11			DTF score for resolving insolvency (0–100)	0.00
Time (days)	78			Time (years)	no practice
Cost (% of property value)	9.0			Cost (% of estate)	no practice
Quality of land administration index (0–30)	6.5			Recovery rate (cents on the dollar)	0.0
				Strength of insolvency framework index (0–16)	0.0

Note: Most indicator sets refer to a case scenario in the largest business city of an economy, though for 11 economies the data are a population-weighted average for the two largest business cities. For some indicators a result of "no practice" may be recorded for an economy; see the data notes for more details. In starting a business, procedures (number), time (days) and cost (% of income per capita) are calculated as the average of both men and women. For the postfiling index, a result of "not applicable" may be recorded for an economy.

✓ Reform making it easier to do business ✗ Change making it more difficult to do business

ESTONIA		OECD high income		GNI per capita (US\$)	
Ease of doing business rank (1–190)	12	Overall distance to frontier (DTF) score (0–100)	80.80	Population	1,316,481
Starting a business (rank)	12	Getting credit (rank)	42	Trading across borders (rank)	17
DTF score for starting a business (0–100)	95.15	DTF score for getting credit (0–100)	70.00	DTF score for trading across borders (0–100)	99.92
Procedures (number)	3	Strength of legal rights index (0–12)	7	Time to export	
Time (days)	3.5	Depth of credit information index (0–8)	7	Documentary compliance (hours)	1
Cost (% of income per capita)	1.2	Credit bureau coverage (% of adults)	35.2	Border compliance (hours)	2
Minimum capital (% of income per capita)	16.0	Credit registry coverage (% of adults)	0.0	Cost to export	
				Documentary compliance (US\$)	0
Dealing with construction permits (rank)	8	Protecting minority investors (rank)	76	Border compliance (US\$)	0
DTF score for dealing with construction permits (0–100)	82.50	DTF score for protecting minority investors (0–100)	56.67	Time to import	
Procedures (number)	10	Extent of disclosure index (0–10)	8	Documentary compliance (hours)	1
Time (days)	103	Extent of director liability index (0–10)	3	Border compliance (hours)	0
Cost (% of warehouse value)	0.2	Ease of shareholder suits index (0–10)	6	Cost to import	
Building quality control index (0–15)	11.0	Extent of shareholder rights index (0–10)	8	Documentary compliance (US\$)	0
		Extent of ownership and control index (0–10)	3	Border compliance (US\$)	0
		Extent of corporate transparency index (0–10)	6		
Getting electricity (rank)	41	Paying taxes (rank)	14	Enforcing contracts (rank)	11
DTF score for getting electricity (0–100)	83.21	DTF score for paying taxes (0–100)	89.56	DTF score for enforcing contracts (0–100)	74.34
Procedures (number)	5	Payments (number per year)	8	Time (days)	455
Time (days)	91	Time (hours per year)	50	Cost (% of claim)	21.9
Cost (% of income per capita)	168.8	Total tax and contribution rate (% of profit)	48.7	Quality of judicial processes index (0–18)	13.5
Reliability of supply and transparency of tariffs index (0–8)	8	Postfiling index (0–100)	99.38		
Registering property (rank)	6			Resolving insolvency (rank)	44
DTF score for registering property (0–100)	91.02			DTF score for resolving insolvency (0–100)	65.62
Procedures (number)	3			Time (years)	3.0
Time (days)	17.5			Cost (% of estate)	9.0
Cost (% of property value)	0.5			Recovery rate (cents on the dollar)	40.6
Quality of land administration index (0–30)	27.5			Strength of insolvency framework index (0–16)	14.0
ETHIOPIA		Sub-Saharan Africa		GNI per capita (US\$)	
Ease of doing business rank (1–190)	161	Overall distance to frontier (DTF) score (0–100)	47.77	Population	102,403,196
✓ Starting a business (rank)	174	Getting credit (rank)	173	✓ Trading across borders (rank)	167
DTF score for starting a business (0–100)	68.43	DTF score for getting credit (0–100)	15.00	DTF score for trading across borders (0–100)	45.34
Procedures (number)	12	Strength of legal rights index (0–12)	3	Time to export	
Time (days)	33	Depth of credit information index (0–8)	0	Documentary compliance (hours)	76
Cost (% of income per capita)	57.8	Credit bureau coverage (% of adults)	0.0	Border compliance (hours)	51
Minimum capital (% of income per capita)	0.0	Credit registry coverage (% of adults)	0.3	Cost to export	
				Documentary compliance (US\$)	175
Dealing with construction permits (rank)	169	Protecting minority investors (rank)	176	Border compliance (US\$)	172
DTF score for dealing with construction permits (0–100)	50.55	DTF score for protecting minority investors (0–100)	28.33	Time to import	
Procedures (number)	13	Extent of disclosure index (0–10)	3	Documentary compliance (hours)	194
Time (days)	130	Extent of director liability index (0–10)	0	Border compliance (hours)	166
Cost (% of warehouse value)	16.5	Ease of shareholder suits index (0–10)	2	Cost to import	
Building quality control index (0–15)	7.0	Extent of shareholder rights index (0–10)	5	Documentary compliance (US\$)	750
		Extent of ownership and control index (0–10)	3	Border compliance (US\$)	738
		Extent of corporate transparency index (0–10)	4		
Getting electricity (rank)	125	Paying taxes (rank)	133	Enforcing contracts (rank)	68
DTF score for getting electricity (0–100)	59.29	DTF score for paying taxes (0–100)	62.14	DTF score for enforcing contracts (0–100)	59.99
Procedures (number)	4	Payments (number per year)	30	Time (days)	530
Time (days)	95	Time (hours per year)	306	Cost (% of claim)	15.2
Cost (% of income per capita)	1,027.9	Total tax and contribution rate (% of profit)	38.6	Quality of judicial processes index (0–18)	5.5
Reliability of supply and transparency of tariffs index (0–8)	0	Postfiling index (0–100)	50.89		
Registering property (rank)	139			Resolving insolvency (rank)	122
DTF score for registering property (0–100)	51.32			DTF score for resolving insolvency (0–100)	37.31
Procedures (number)	7			Time (years)	3.0
Time (days)	52			Cost (% of estate)	14.5
Cost (% of property value)	6.0			Recovery rate (cents on the dollar)	28.7
Quality of land administration index (0–30)	6.0			Strength of insolvency framework index (0–16)	7.0
FIJI		East Asia & Pacific		GNI per capita (US\$)	
Ease of doing business rank (1–190)	101	Overall distance to frontier (DTF) score (0–100)	60.74	Population	898,760
Starting a business (rank)	160	Getting credit (rank)	159	Trading across borders (rank)	75
DTF score for starting a business (0–100)	73.26	DTF score for getting credit (0–100)	25.00	DTF score for trading across borders (0–100)	77.57
Procedures (number)	11	Strength of legal rights index (0–12)	5	Time to export	
Time (days)	40	Depth of credit information index (0–8)	0	Documentary compliance (hours)	56
Cost (% of income per capita)	16.9	Credit bureau coverage (% of adults)	0.0	Border compliance (hours)	56
Minimum capital (% of income per capita)	0.0	Credit registry coverage (% of adults)	0.0	Cost to export	
				Documentary compliance (US\$)	76
Dealing with construction permits (rank)	92	Protecting minority investors (rank)	96	Border compliance (US\$)	317
DTF score for dealing with construction permits (0–100)	67.69	DTF score for protecting minority investors (0–100)	51.67	Time to import	
Procedures (number)	15	Extent of disclosure index (0–10)	2	Documentary compliance (hours)	34
Time (days)	141	Extent of director liability index (0–10)	8	Border compliance (hours)	42
Cost (% of warehouse value)	0.6	Ease of shareholder suits index (0–10)	7	Cost to import	
Building quality control index (0–15)	7.0	Extent of shareholder rights index (0–10)	5	Documentary compliance (US\$)	58
		Extent of ownership and control index (0–10)	4	Border compliance (US\$)	320
		Extent of corporate transparency index (0–10)	5		
Getting electricity (rank)	84	Paying taxes (rank)	120	Enforcing contracts (rank)	89
DTF score for getting electricity (0–100)	72.19	DTF score for paying taxes (0–100)	66.00	DTF score for enforcing contracts (0–100)	58.44
Procedures (number)	4	Payments (number per year)	38	Time (days)	397
Time (days)	81	Time (hours per year)	247	Cost (% of claim)	38.9
Cost (% of income per capita)	1,391.9	Total tax and contribution rate (% of profit)	33.0	Quality of judicial processes index (0–18)	7.5
Reliability of supply and transparency of tariffs index (0–8)	4	Postfiling index (0–100)	62.62		
Registering property (rank)	58			Resolving insolvency (rank)	92
DTF score for registering property (0–100)	71.86			DTF score for resolving insolvency (0–100)	43.72
Procedures (number)	4			Time (years)	1.8
Time (days)	69			Cost (% of estate)	10.0
Cost (% of property value)	3.0			Recovery rate (cents on the dollar)	46.4
Quality of land administration index (0–30)	19.5			Strength of insolvency framework index (0–16)	6.0

Note: Most indicator sets refer to a case scenario in the largest business city of an economy, though for 11 economies the data are a population-weighted average for the two largest business cities. For some indicators a result of "no practice" may be recorded for an economy; see the data notes for more details. In starting a business, procedures (number), time (days) and cost (% of income per capita) are calculated as the average of both men and women. For the postfiling index, a result of "not applicable" may be recorded for an economy.

✓ Reform making it easier to do business ✗ Change making it more difficult to do business

FINLAND		OECD high income		GNI per capita (US\$)	
Ease of doing business rank (1–190)	13	Overall distance to frontier (DTF) score (0–100)	80.37	Population	5,495,096
Starting a business (rank)	26	Getting credit (rank)	55	Trading across borders (rank)	34
DTF score for starting a business (0–100)	93.15	DTF score for getting credit (0–100)	65.00	DTF score for trading across borders (0–100)	92.44
Procedures (number)	3	Strength of legal rights index (0–12)	7	Time to export	
Time (days)	14	Depth of credit information index (0–8)	6	Documentary compliance (hours)	2
Cost (% of income per capita)	1.0	Credit bureau coverage (% of adults)	20.9	Border compliance (hours)	36
Minimum capital (% of income per capita)	6.4	Credit registry coverage (% of adults)	0.0	Cost to export	
				Documentary compliance (US\$)	70
Dealing with construction permits (rank)	37	Protecting minority investors (rank)	62	Border compliance (US\$)	213
DTF score for dealing with construction permits (0–100)	75.74	DTF score for protecting minority investors (0–100)	58.33	Time to import	
Procedures (number)	17	Extent of disclosure index (0–10)	6	Documentary compliance (hours)	1
Time (days)	65	Extent of director liability index (0–10)	4	Border compliance (hours)	2
Cost (% of warehouse value)	0.9	Ease of shareholder suits index (0–10)	8	Cost to import	
Building quality control index (0–15)	10.0	Extent of shareholder rights index (0–10)	6	Documentary compliance (US\$)	0
		Extent of ownership and control index (0–10)	2	Border compliance (US\$)	0
		Extent of corporate transparency index (0–10)	9		
Getting electricity (rank)	20	Paying taxes (rank)	12	Enforcing contracts (rank)	46
DTF score for getting electricity (0–100)	88.97	DTF score for paying taxes (0–100)	90.14	DTF score for enforcing contracts (0–100)	66.40
Procedures (number)	5	Payments (number per year)	8	Time (days)	485
Time (days)	42	Time (hours per year)	93	Cost (% of claim)	16.2
Cost (% of income per capita)	27.1	Total tax and contribution rate (% of profit)	38.4	Quality of judicial processes index (0–18)	8.5
Reliability of supply and transparency of tariffs index (0–8)	8	Postfiling index (0–100)	93.09		
Registering property (rank)	27			Resolving insolvency (rank)	2
DTF score for registering property (0–100)	80.73			DTF score for resolving insolvency (0–100)	92.82
Procedures (number)	3			Time (years)	0.9
Time (days)	47			Cost (% of estate)	3.5
Cost (% of property value)	4.0			Recovery rate (cents on the dollar)	88.3
Quality of land administration index (0–30)	26.5			Strength of insolvency framework index (0–16)	14.5
FRANCE		OECD high income		GNI per capita (US\$)	
Ease of doing business rank (1–190)	31	Overall distance to frontier (DTF) score (0–100)	76.13	Population	66,896,109
Starting a business (rank)	25	Getting credit (rank)	90	Trading across borders (rank)	1
DTF score for starting a business (0–100)	93.28	DTF score for getting credit (0–100)	50.00	DTF score for trading across borders (0–100)	100.00
Procedures (number)	5	Strength of legal rights index (0–12)	4	Time to export	
Time (days)	3.5	Depth of credit information index (0–8)	6	Documentary compliance (hours)	1
Cost (% of income per capita)	0.7	Credit bureau coverage (% of adults)	0.0	Border compliance (hours)	0
Minimum capital (% of income per capita)	0.0	Credit registry coverage (% of adults)	47.2	Cost to export	
				Documentary compliance (US\$)	0
Dealing with construction permits (rank)	18	✓ Protecting minority investors (rank)	33	Border compliance (US\$)	0
DTF score for dealing with construction permits (0–100)	79.29	DTF score for protecting minority investors (0–100)	66.67	Time to import	
Procedures (number)	9	Extent of disclosure index (0–10)	8	Documentary compliance (hours)	1
Time (days)	183	Extent of director liability index (0–10)	3	Border compliance (hours)	0
Cost (% of warehouse value)	3.0	Ease of shareholder suits index (0–10)	6	Cost to import	
Building quality control index (0–15)	14.0	Extent of shareholder rights index (0–10)	5	Documentary compliance (US\$)	0
		Extent of ownership and control index (0–10)	8	Border compliance (US\$)	0
		Extent of corporate transparency index (0–10)	10		
Getting electricity (rank)	26	✓ Paying taxes (rank)	54	Enforcing contracts (rank)	15
DTF score for getting electricity (0–100)	85.89	DTF score for paying taxes (0–100)	78.55	DTF score for enforcing contracts (0–100)	73.04
Procedures (number)	5	Payments (number per year)	9	Time (days)	395
Time (days)	71	Time (hours per year)	139	Cost (% of claim)	17.4
Cost (% of income per capita)	6.0	Total tax and contribution rate (% of profit)	62.2	Quality of judicial processes index (0–18)	11.0
Reliability of supply and transparency of tariffs index (0–8)	8	Postfiling index (0–100)	92.40		
Registering property (rank)	100			Resolving insolvency (rank)	28
DTF score for registering property (0–100)	60.69			DTF score for resolving insolvency (0–100)	73.91
Procedures (number)	8			Time (years)	1.9
Time (days)	64			Cost (% of estate)	9.0
Cost (% of property value)	7.3			Recovery rate (cents on the dollar)	73.5
Quality of land administration index (0–30)	24.0			Strength of insolvency framework index (0–16)	11.0
GABON		Sub-Saharan Africa		GNI per capita (US\$)	
Ease of doing business rank (1–190)	167	Overall distance to frontier (DTF) score (0–100)	46.19	Population	1,979,786
✓ Starting a business (rank)	132	Getting credit (rank)	122	Trading across borders (rank)	169
DTF score for starting a business (0–100)	80.48	DTF score for getting credit (0–100)	40.00	DTF score for trading across borders (0–100)	43.94
Procedures (number)	8	Strength of legal rights index (0–12)	6	Time to export	
Time (days)	33	Depth of credit information index (0–8)	2	Documentary compliance (hours)	60
Cost (% of income per capita)	7.2	Credit bureau coverage (% of adults)	0.0	Border compliance (hours)	96
Minimum capital (% of income per capita)	2.5	Credit registry coverage (% of adults)	28.9	Cost to export	
				Documentary compliance (US\$)	200
✓ Dealing with construction permits (rank)	149	Protecting minority investors (rank)	160	Border compliance (US\$)	1,633
DTF score for dealing with construction permits (0–100)	58.33	DTF score for protecting minority investors (0–100)	38.33	Time to import	
Procedures (number)	14	Extent of disclosure index (0–10)	7	Documentary compliance (hours)	120
Time (days)	276	Extent of director liability index (0–10)	1	Border compliance (hours)	84
Cost (% of warehouse value)	1.1	Ease of shareholder suits index (0–10)	4	Cost to import	
Building quality control index (0–15)	7.0	Extent of shareholder rights index (0–10)	4	Documentary compliance (US\$)	170
		Extent of ownership and control index (0–10)	3	Border compliance (US\$)	1,320
		Extent of corporate transparency index (0–10)	4		
Getting electricity (rank)	170	Paying taxes (rank)	165	Enforcing contracts (rank)	178
DTF score for getting electricity (0–100)	40.21	DTF score for paying taxes (0–100)	51.64	DTF score for enforcing contracts (0–100)	32.84
Procedures (number)	7	Payments (number per year)	26	Time (days)	1,160
Time (days)	148	Time (hours per year)	488	Cost (% of claim)	34.3
Cost (% of income per capita)	1,294.5	Total tax and contribution rate (% of profit)	46.8	Quality of judicial processes index (0–18)	4.0
Reliability of supply and transparency of tariffs index (0–8)	0	Postfiling index (0–100)	42.47		
Registering property (rank)	173			Resolving insolvency (rank)	126
DTF score for registering property (0–100)	40.00			DTF score for resolving insolvency (0–100)	36.11
Procedures (number)	5			Time (years)	5.0
Time (days)	102			Cost (% of estate)	14.5
Cost (% of property value)	10.5			Recovery rate (cents on the dollar)	14.8
Quality of land administration index (0–30)	3.5			Strength of insolvency framework index (0–16)	9.0

Note: Most indicator sets refer to a case scenario in the largest business city of an economy, though for 11 economies the data are a population-weighted average for the two largest business cities. For some indicators a result of "no practice" may be recorded for an economy; see the data notes for more details. In starting a business, procedures (number), time (days) and cost (% of income per capita) are calculated as the average of both men and women. For the postfiling index, a result of "not applicable" may be recorded for an economy.

✓ Reform making it easier to do business ✗ Change making it more difficult to do business

GAMBIA, THE		Sub-Saharan Africa		GNI per capita (US\$)	
Ease of doing business rank (1–190)	146	Overall distance to frontier (DTF) score (0–100)	51.92	Population	2,038,501
Starting a business (rank)	171	Getting credit (rank)	122	Trading across borders (rank)	105
DTF score for starting a business (0–100)	69.00	DTF score for getting credit (0–100)	40.00	DTF score for trading across borders (0–100)	67.81
Procedures (number)	7	Strength of legal rights index (0–12)	8	Time to export	
Time (days)	25	Depth of credit information index (0–8)	0	Documentary compliance (hours)	48
Cost (% of income per capita)	128.2	Credit bureau coverage (% of adults)	0.0	Border compliance (hours)	109
Minimum capital (% of income per capita)	0.0	Credit registry coverage (% of adults)	0.0	Cost to export	
				Documentary compliance (US\$)	133
Dealing with construction permits (rank)	118	Protecting minority investors (rank)	164	Border compliance (US\$)	381
DTF score for dealing with construction permits (0–100)	64.31	DTF score for protecting minority investors (0–100)	36.67	Time to import	
Procedures (number)	12	Extent of disclosure index (0–10)	2	Documentary compliance (hours)	32
Time (days)	144	Extent of director liability index (0–10)	5	Border compliance (hours)	87
Cost (% of warehouse value)	2.2	Ease of shareholder suits index (0–10)	5	Cost to import	
Building quality control index (0–15)	4.5	Extent of shareholder rights index (0–10)	4	Documentary compliance (US\$)	152
		Extent of ownership and control index (0–10)	1	Border compliance (US\$)	326
		Extent of corporate transparency index (0–10)	5		
Getting electricity (rank)	156	Paying taxes (rank)	169	Enforcing contracts (rank)	107
DTF score for getting electricity (0–100)	49.29	DTF score for paying taxes (0–100)	49.34	DTF score for enforcing contracts (0–100)	54.84
Procedures (number)	5	Payments (number per year)	49	Time (days)	407
Time (days)	78	Time (hours per year)	326	Cost (% of claim)	37.9
Cost (% of income per capita)	3,517.9	Total tax and contribution rate (% of profit)	51.3	Quality of judicial processes index (0–18)	5.5
Reliability of supply and transparency of tariffs index (0–8)	0	Postfiling index (0–100)	53.46		
Registering property (rank)	129			Resolving insolvency (rank)	130
DTF score for registering property (0–100)	53.28			DTF score for resolving insolvency (0–100)	34.71
Procedures (number)	5			Time (years)	2.0
Time (days)	66			Cost (% of estate)	14.5
Cost (% of property value)	7.6			Recovery rate (cents on the dollar)	26.8
Quality of land administration index (0–30)	8.5			Strength of insolvency framework index (0–16)	6.5
GEORGIA		Europe & Central Asia		GNI per capita (US\$)	
Ease of doing business rank (1–190)	9	Overall distance to frontier (DTF) score (0–100)	82.04	Population	3,719,300
Starting a business (rank)	4	Getting credit (rank)	12	Trading across borders (rank)	62
DTF score for starting a business (0–100)	97.84	DTF score for getting credit (0–100)	85.00	DTF score for trading across borders (0–100)	82.43
Procedures (number)	2	Strength of legal rights index (0–12)	9	Time to export	
Time (days)	2	Depth of credit information index (0–8)	8	Documentary compliance (hours)	2
Cost (% of income per capita)	2.5	Credit bureau coverage (% of adults)	95.7	Border compliance (hours)	48
Minimum capital (% of income per capita)	0.0	Credit registry coverage (% of adults)	0.0	Cost to export	
				Documentary compliance (US\$)	35
Dealing with construction permits (rank)	29	Protecting minority investors (rank)	2	Border compliance (US\$)	383
DTF score for dealing with construction permits (0–100)	77.57	DTF score for protecting minority investors (0–100)	81.67	Time to import	
Procedures (number)	11	Extent of disclosure index (0–10)	9	Documentary compliance (hours)	2
Time (days)	63	Extent of director liability index (0–10)	6	Border compliance (hours)	15
Cost (% of warehouse value)	0.3	Ease of shareholder suits index (0–10)	9	Cost to import	
Building quality control index (0–15)	7.0	Extent of shareholder rights index (0–10)	7	Documentary compliance (US\$)	189
		Extent of ownership and control index (0–10)	9	Border compliance (US\$)	396
		Extent of corporate transparency index (0–10)	9		
Getting electricity (rank)	30	Paying taxes (rank)	22	Enforcing contracts (rank)	7
DTF score for getting electricity (0–100)	84.32	DTF score for paying taxes (0–100)	87.14	DTF score for enforcing contracts (0–100)	75.97
Procedures (number)	3	Payments (number per year)	5	Time (days)	285
Time (days)	71	Time (hours per year)	269	Cost (% of claim)	25.0
Cost (% of income per capita)	176.8	Total tax and contribution rate (% of profit)	16.4	Quality of judicial processes index (0–18)	12.5
Reliability of supply and transparency of tariffs index (0–8)	5	Postfiling index (0–100)	85.89		
Registering property (rank)	4			Resolving insolvency (rank)	57
DTF score for registering property (0–100)	92.85			DTF score for resolving insolvency (0–100)	55.59
Procedures (number)	1			Time (years)	2.0
Time (days)	1			Cost (% of estate)	10.0
Cost (% of property value)	0.0			Recovery rate (cents on the dollar)	39.4
Quality of land administration index (0–30)	21.5			Strength of insolvency framework index (0–16)	11.0
GERMANY		OECD high income		GNI per capita (US\$)	
Ease of doing business rank (1–190)	20	Overall distance to frontier (DTF) score (0–100)	79.00	Population	82,667,685
Starting a business (rank)	113	Getting credit (rank)	42	Trading across borders (rank)	39
DTF score for starting a business (0–100)	83.46	DTF score for getting credit (0–100)	70.00	DTF score for trading across borders (0–100)	91.77
Procedures (number)	9	Strength of legal rights index (0–12)	6	Time to export	
Time (days)	10.5	Depth of credit information index (0–8)	8	Documentary compliance (hours)	1
Cost (% of income per capita)	1.9	Credit bureau coverage (% of adults)	100.0	Border compliance (hours)	36
Minimum capital (% of income per capita)	32.4	Credit registry coverage (% of adults)	1.9	Cost to export	
				Documentary compliance (US\$)	45
Dealing with construction permits (rank)	24	Protecting minority investors (rank)	62	Border compliance (US\$)	345
DTF score for dealing with construction permits (0–100)	78.16	DTF score for protecting minority investors (0–100)	58.33	Time to import	
Procedures (number)	9	Extent of disclosure index (0–10)	5	Documentary compliance (hours)	1
Time (days)	126	Extent of director liability index (0–10)	5	Border compliance (hours)	0
Cost (% of warehouse value)	1.2	Ease of shareholder suits index (0–10)	5	Cost to import	
Building quality control index (0–15)	9.5	Extent of shareholder rights index (0–10)	7	Documentary compliance (US\$)	0
		Extent of ownership and control index (0–10)	6	Border compliance (US\$)	0
		Extent of corporate transparency index (0–10)	7		
Getting electricity (rank)	5	Paying taxes (rank)	41	Enforcing contracts (rank)	22
DTF score for getting electricity (0–100)	98.79	DTF score for paying taxes (0–100)	82.14	DTF score for enforcing contracts (0–100)	71.32
Procedures (number)	3	Payments (number per year)	9	Time (days)	499
Time (days)	28	Time (hours per year)	218	Cost (% of claim)	14.4
Cost (% of income per capita)	40.2	Total tax and contribution rate (% of profit)	48.9	Quality of judicial processes index (0–18)	11.0
Reliability of supply and transparency of tariffs index (0–8)	8	Postfiling index (0–100)	97.67		
Registering property (rank)	77			Resolving insolvency (rank)	4
DTF score for registering property (0–100)	65.71			DTF score for resolving insolvency (0–100)	90.27
Procedures (number)	6			Time (years)	1.2
Time (days)	52			Cost (% of estate)	8.0
Cost (% of property value)	6.7			Recovery rate (cents on the dollar)	80.6
Quality of land administration index (0–30)	22.0			Strength of insolvency framework index (0–16)	15.0

Note: Most indicator sets refer to a case scenario in the largest business city of an economy, though for 11 economies the data are a population-weighted average for the two largest business cities. For some indicators a result of "no practice" may be recorded for an economy; see the data notes for more details. In starting a business, procedures (number), time (days) and cost (% of income per capita) are calculated as the average of both men and women. For the postfiling index, a result of "not applicable" may be recorded for an economy.

✓ Reform making it easier to do business ✗ Change making it more difficult to do business

GHANA		Sub-Saharan Africa		GNI per capita (US\$)	
Ease of doing business rank (1–190)	120	Overall distance to frontier (DTF) score (0–100)	57.24	Population	28,206,728
Starting a business (rank)	110	Getting credit (rank)	55	Trading across borders (rank)	158
DTF score for starting a business (0–100)	84.02	DTF score for getting credit (0–100)	65.00	DTF score for trading across borders (0–100)	52.32
Procedures (number)	8	Strength of legal rights index (0–12)	7	Time to export	
Time (days)	14	Depth of credit information index (0–8)	6	Documentary compliance (hours)	89
Cost (% of income per capita)	17.5	Credit bureau coverage (% of adults)	16.5	Border compliance (hours)	108
Minimum capital (% of income per capita)	1.7	Credit registry coverage (% of adults)	0.0	Cost to export	
✓ Dealing with construction permits (rank)	131	Protecting minority investors (rank)	96	Documentary compliance (US\$)	155
DTF score for dealing with construction permits (0–100)	61.90	DTF score for protecting minority investors (0–100)	51.67	Border compliance (US\$)	490
Procedures (number)	16	Extent of disclosure index (0–10)	7	Time to import	
Time (days)	170	Extent of director liability index (0–10)	5	Documentary compliance (hours)	76
Cost (% of warehouse value)	5.4	Ease of shareholder suits index (0–10)	7	Border compliance (hours)	89
Building quality control index (0–15)	9.0	Extent of shareholder rights index (0–10)	6	Cost to import	
Getting electricity (rank)	136	Extent of ownership and control index (0–10)	3	Documentary compliance (US\$)	474
DTF score for getting electricity (0–100)	56.81	Extent of corporate transparency index (0–10)	3	Border compliance (US\$)	553
Procedures (number)	5	Paying taxes (rank)	116	Enforcing contracts (rank)	116
Time (days)	78	DTF score for paying taxes (0–100)	66.47	DTF score for enforcing contracts (0–100)	54.00
Cost (% of income per capita)	1,080.5	Payments (number per year)	31	Time (days)	710
Reliability of supply and transparency of tariffs index (0–8)	0	Time (hours per year)	224	Cost (% of claim)	23.0
Registering property (rank)	119	Total tax and contribution rate (% of profit)	33.2	Quality of judicial processes index (0–18)	6.5
DTF score for registering property (0–100)	55.50	Postfiling index (0–100)	49.54	Resolving insolvency (rank)	158
Procedures (number)	6			DTF score for resolving insolvency (0–100)	24.77
Time (days)	47			Time (years)	1.9
Cost (% of property value)	6.2			Cost (% of estate)	22.0
Quality of land administration index (0–30)	8.0			Recovery rate (cents on the dollar)	22.8
				Strength of insolvency framework index (0–16)	4.0
GREECE		OECD high income		GNI per capita (US\$)	
Ease of doing business rank (1–190)	67	Overall distance to frontier (DTF) score (0–100)	68.02	Population	10,746,740
✓ Starting a business (rank)	37	Getting credit (rank)	90	Trading across borders (rank)	29
DTF score for starting a business (0–100)	92.30	DTF score for getting credit (0–100)	50.00	DTF score for trading across borders (0–100)	93.72
Procedures (number)	4	Strength of legal rights index (0–12)	3	Time to export	
Time (days)	12.5	Depth of credit information index (0–8)	7	Documentary compliance (hours)	1
Cost (% of income per capita)	2.2	Credit bureau coverage (% of adults)	78.3	Border compliance (hours)	24
Minimum capital (% of income per capita)	0.0	Credit registry coverage (% of adults)	0.0	Cost to export	
Dealing with construction permits (rank)	58	Protecting minority investors (rank)	43	Documentary compliance (US\$)	30
DTF score for dealing with construction permits (0–100)	72.48	DTF score for protecting minority investors (0–100)	63.33	Border compliance (US\$)	300
Procedures (number)	18	Extent of disclosure index (0–10)	7	Time to import	
Time (days)	124	Extent of director liability index (0–10)	4	Documentary compliance (hours)	1
Cost (% of warehouse value)	2.0	Ease of shareholder suits index (0–10)	5	Border compliance (hours)	1
Building quality control index (0–15)	12.0	Extent of shareholder rights index (0–10)	7	Cost to import	
Getting electricity (rank)	76	Extent of ownership and control index (0–10)	7	Documentary compliance (US\$)	0
DTF score for getting electricity (0–100)	75.97	Extent of corporate transparency index (0–10)	8	Border compliance (US\$)	0
Procedures (number)	7	Paying taxes (rank)	65	Enforcing contracts (rank)	131
Time (days)	55	DTF score for paying taxes (0–100)	76.97	DTF score for enforcing contracts (0–100)	50.19
Cost (% of income per capita)	70.1	Payments (number per year)	8	Time (days)	1,580
Reliability of supply and transparency of tariffs index (0–8)	7	Time (hours per year)	193	Cost (% of claim)	14.4
Registering property (rank)	145	Total tax and contribution rate (% of profit)	51.7	Quality of judicial processes index (0–18)	12.0
DTF score for registering property (0–100)	49.67	Postfiling index (0–100)	75.70	Resolving insolvency (rank)	57
Procedures (number)	10			DTF score for resolving insolvency (0–100)	55.59
Time (days)	20			Time (years)	3.5
Cost (% of property value)	4.8			Cost (% of estate)	9.0
Quality of land administration index (0–30)	4.5			Recovery rate (cents on the dollar)	33.6
				Strength of insolvency framework index (0–16)	12.0
GRENADA		Latin America & Caribbean		GNI per capita (US\$)	
Ease of doing business rank (1–190)	142	Overall distance to frontier (DTF) score (0–100)	52.94	Population	107,317
Starting a business (rank)	82	Getting credit (rank)	142	Trading across borders (rank)	131
DTF score for starting a business (0–100)	87.09	DTF score for getting credit (0–100)	30.00	DTF score for trading across borders (0–100)	61.52
Procedures (number)	6	Strength of legal rights index (0–12)	6	Time to export	
Time (days)	15	Depth of credit information index (0–8)	0	Documentary compliance (hours)	13
Cost (% of income per capita)	15.3	Credit bureau coverage (% of adults)	0.0	Border compliance (hours)	101
Minimum capital (% of income per capita)	0.0	Credit registry coverage (% of adults)	0.0	Cost to export	
Dealing with construction permits (rank)	128	Protecting minority investors (rank)	132	Documentary compliance (US\$)	40
DTF score for dealing with construction permits (0–100)	62.22	DTF score for protecting minority investors (0–100)	43.33	Border compliance (US\$)	1,034
Procedures (number)	15	Extent of disclosure index (0–10)	4	Time to import	
Time (days)	146	Extent of director liability index (0–10)	8	Documentary compliance (hours)	24
Cost (% of warehouse value)	2.0	Ease of shareholder suits index (0–10)	8	Border compliance (hours)	37
Building quality control index (0–15)	5.0	Extent of shareholder rights index (0–10)	3	Cost to import	
Getting electricity (rank)	73	Extent of ownership and control index (0–10)	2	Documentary compliance (US\$)	50
DTF score for getting electricity (0–100)	76.41	Extent of corporate transparency index (0–10)	1	Border compliance (US\$)	1,745
Procedures (number)	5	✗ Paying taxes (rank)	141	Enforcing contracts (rank)	76
Time (days)	38	DTF score for paying taxes (0–100)	59.39	DTF score for enforcing contracts (0–100)	59.33
Cost (% of income per capita)	187.8	Payments (number per year)	42	Time (days)	688
Reliability of supply and transparency of tariffs index (0–8)	4	Time (hours per year)	140	Cost (% of claim)	32.6
Registering property (rank)	141	Total tax and contribution rate (% of profit)	48.4	Quality of judicial processes index (0–18)	11.0
DTF score for registering property (0–100)	50.15	Postfiling index (0–100)	48.85	✓ Resolving insolvency (rank)	168
Procedures (number)	8			DTF score for resolving insolvency (0–100)	0.00
Time (days)	32			Time (years)	no practice
Cost (% of property value)	7.4			Cost (% of estate)	no practice
Quality of land administration index (0–30)	7.0			Recovery rate (cents on the dollar)	0.0
				Strength of insolvency framework index (0–16)	0.0

Note: Most indicator sets refer to a case scenario in the largest business city of an economy, though for 11 economies the data are a population-weighted average for the two largest business cities. For some indicators a result of "no practice" may be recorded for an economy; see the data notes for more details. In starting a business, procedures (number), time (days) and cost (% of income per capita) are calculated as the average of both men and women. For the postfiling index, a result of "not applicable" may be recorded for an economy.

✓ Reform making it easier to do business ✗ Change making it more difficult to do business

GUATEMALA		Latin America & Caribbean		GNI per capita (US\$)	
Ease of doing business rank (1–190)	97	Overall distance to frontier (DTF) score (0–100)	61.18	Population	16,582,469
Starting a business (rank)	139	Getting credit (rank)	20	Trading across borders (rank)	79
DTF score for starting a business (0–100)	79.30	DTF score for getting credit (0–100)	80.00	DTF score for trading across borders (0–100)	75.31
Procedures (number)	8	Strength of legal rights index (0–12)	9	Time to export	
Time (days)	26.5	Depth of credit information index (0–8)	7	Documentary compliance (hours)	48
Cost (% of income per capita)	22.9	Credit bureau coverage (% of adults)	7.4	Border compliance (hours)	36
Minimum capital (% of income per capita)	16.3	Credit registry coverage (% of adults)	17.5	Cost to export	
✗ Dealing with construction permits (rank)	116	Protecting minority investors (rank)	172	Documentary compliance (US\$)	105
DTF score for dealing with construction permits (0–100)	64.63	DTF score for protecting minority investors (0–100)	31.67	Border compliance (US\$)	310
Procedures (number)	12	Extent of disclosure index (0–10)	3	Time to import	
Time (days)	205	Extent of director liability index (0–10)	2	Documentary compliance (hours)	32
Cost (% of warehouse value)	7.0	Ease of shareholder suits index (0–10)	5	Border compliance (hours)	72
Building quality control index (0–15)	11.0	Extent of shareholder rights index (0–10)	5	Cost to import	
Getting electricity (rank)	36	Extent of ownership and control index (0–10)	1	Documentary compliance (US\$)	140
DTF score for getting electricity (0–100)	84.02	Extent of corporate transparency index (0–10)	3	Border compliance (US\$)	405
Procedures (number)	5	Paying taxes (rank)	100	Enforcing contracts (rank)	176
Time (days)	44	DTF score for paying taxes (0–100)	70.30	DTF score for enforcing contracts (0–100)	34.55
Cost (% of income per capita)	550.6	Payments (number per year)	8	Time (days)	1,402
Reliability of supply and transparency of tariffs index (0–8)	7	Time (hours per year)	248	Cost (% of claim)	26.5
Registering property (rank)	85	Total tax and contribution rate (% of profit)	35.2	Quality of judicial processes index (0–18)	6.0
DTF score for registering property (0–100)	64.44	Postfiling index (0–100)	33.04	Resolving insolvency (rank)	153
Procedures (number)	7			DTF score for resolving insolvency (0–100)	27.57
Time (days)	24			Time (years)	3.0
Cost (% of property value)	3.7			Cost (% of estate)	14.5
Quality of land administration index (0–30)	13.0			Recovery rate (cents on the dollar)	28.0
				Strength of insolvency framework index (0–16)	4.0
GUINEA		Sub-Saharan Africa		GNI per capita (US\$)	
Ease of doing business rank (1–190)	153	Overall distance to frontier (DTF) score (0–100)	49.80	Population	12,395,924
Starting a business (rank)	125	Getting credit (rank)	142	Trading across borders (rank)	165
DTF score for starting a business (0–100)	81.77	DTF score for getting credit (0–100)	30.00	DTF score for trading across borders (0–100)	46.24
Procedures (number)	6	Strength of legal rights index (0–12)	6	Time to export	
Time (days)	8	Depth of credit information index (0–8)	0	Documentary compliance (hours)	139
Cost (% of income per capita)	67.5	Credit bureau coverage (% of adults)	0.0	Border compliance (hours)	72
Minimum capital (% of income per capita)	8.9	Credit registry coverage (% of adults)	0.0	Cost to export	
✗ Dealing with construction permits (rank)	75	Protecting minority investors (rank)	146	Documentary compliance (US\$)	128
DTF score for dealing with construction permits (0–100)	69.92	DTF score for protecting minority investors (0–100)	40.00	Border compliance (US\$)	778
Procedures (number)	15	Extent of disclosure index (0–10)	7	Time to import	
Time (days)	161	Extent of director liability index (0–10)	1	Documentary compliance (hours)	156
Cost (% of warehouse value)	4.3	Ease of shareholder suits index (0–10)	5	Border compliance (hours)	91
Building quality control index (0–15)	12.0	Extent of shareholder rights index (0–10)	4	Cost to import	
Getting electricity (rank)	158	Extent of ownership and control index (0–10)	3	Documentary compliance (US\$)	180
DTF score for getting electricity (0–100)	47.88	Extent of corporate transparency index (0–10)	4	Border compliance (US\$)	909
Procedures (number)	4	Paying taxes (rank)	182	Enforcing contracts (rank)	117
Time (days)	69	DTF score for paying taxes (0–100)	38.93	DTF score for enforcing contracts (0–100)	53.87
Cost (% of income per capita)	5,639.8	Payments (number per year)	33	Time (days)	311
Reliability of supply and transparency of tariffs index (0–8)	0	Time (hours per year)	400	Cost (% of claim)	45.0
Registering property (rank)	143	Total tax and contribution rate (% of profit)	61.4	Quality of judicial processes index (0–18)	5.0
DTF score for registering property (0–100)	50.07	Postfiling index (0–100)	12.77	Resolving insolvency (rank)	111
Procedures (number)	6			DTF score for resolving insolvency (0–100)	39.27
Time (days)	44			Time (years)	3.8
Cost (% of property value)	8.9			Cost (% of estate)	8.0
Quality of land administration index (0–30)	6.5			Recovery rate (cents on the dollar)	20.7
				Strength of insolvency framework index (0–16)	9.0
GUINEA-BISSAU		Sub-Saharan Africa		GNI per capita (US\$)	
Ease of doing business rank (1–190)	176	Overall distance to frontier (DTF) score (0–100)	41.45	Population	1,815,698
Starting a business (rank)	178	✓ Getting credit (rank)	142	Trading across borders (rank)	141
DTF score for starting a business (0–100)	63.76	DTF score for getting credit (0–100)	30.00	DTF score for trading across borders (0–100)	59.60
Procedures (number)	8.5	Strength of legal rights index (0–12)	6	Time to export	
Time (days)	8.5	Depth of credit information index (0–8)	0	Documentary compliance (hours)	60
Cost (% of income per capita)	48.9	Credit bureau coverage (% of adults)	0.3	Border compliance (hours)	118
Minimum capital (% of income per capita)	273.4	Credit registry coverage (% of adults)	0.1	Cost to export	
Dealing with construction permits (rank)	176	Protecting minority investors (rank)	138	Documentary compliance (US\$)	160
DTF score for dealing with construction permits (0–100)	44.40	DTF score for protecting minority investors (0–100)	41.67	Border compliance (US\$)	585
Procedures (number)	13	Extent of disclosure index (0–10)	7	Time to import	
Time (days)	143	Extent of director liability index (0–10)	1	Documentary compliance (hours)	36
Cost (% of warehouse value)	28.2	Ease of shareholder suits index (0–10)	6	Border compliance (hours)	84
Building quality control index (0–15)	6.5	Extent of shareholder rights index (0–10)	4	Cost to import	
Getting electricity (rank)	180	Extent of ownership and control index (0–10)	3	Documentary compliance (US\$)	205
DTF score for getting electricity (0–100)	29.01	Extent of corporate transparency index (0–10)	4	Border compliance (US\$)	550
Procedures (number)	7	Paying taxes (rank)	155	Enforcing contracts (rank)	168
Time (days)	257	DTF score for paying taxes (0–100)	54.93	DTF score for enforcing contracts (0–100)	36.76
Cost (% of income per capita)	1,399.8	Payments (number per year)	46	Time (days)	1,785
Reliability of supply and transparency of tariffs index (0–8)	0	Time (hours per year)	218	Cost (% of claim)	28.0
Registering property (rank)	126	Total tax and contribution rate (% of profit)	45.5	Quality of judicial processes index (0–18)	7.5
DTF score for registering property (0–100)	54.41	Postfiling index (0–100)	45.34	Resolving insolvency (rank)	168
Procedures (number)	5			DTF score for resolving insolvency (0–100)	0.00
Time (days)	48			Time (years)	no practice
Cost (% of property value)	5.5			Cost (% of estate)	no practice
Quality of land administration index (0–30)	3.0			Recovery rate (cents on the dollar)	0.0
				Strength of insolvency framework index (0–16)	0.0

Note: Most indicator sets refer to a case scenario in the largest business city of an economy, though for 11 economies the data are a population-weighted average for the two largest business cities. For some indicators a result of "no practice" may be recorded for an economy; see the data notes for more details. In starting a business, procedures (number), time (days) and cost (% of income per capita) are calculated as the average of both men and women. For the postfiling index, a result of "not applicable" may be recorded for an economy.

✓ Reform making it easier to do business ✗ Change making it more difficult to do business

GUYANA		Latin America & Caribbean		GNI per capita (US\$)	
Ease of doing business rank (1–190)	126	Overall distance to frontier (DTF) score (0–100)	56.28	Population	773,303
Starting a business (rank)	92	Getting credit (rank)	90	Trading across borders (rank)	142
DTF score for starting a business (0–100)	85.55	DTF score for getting credit (0–100)	50.00	DTF score for trading across borders (0–100)	59.33
Procedures (number)	7	Strength of legal rights index (0–12)	3	Time to export	
Time (days)	18	Depth of credit information index (0–8)	7	Documentary compliance (hours)	200
Cost (% of income per capita)	9.8	Credit bureau coverage (% of adults)	52.8	Border compliance (hours)	72
Minimum capital (% of income per capita)	0.0	Credit registry coverage (% of adults)	0.0	Cost to export	
				Documentary compliance (US\$)	78
Dealing with construction permits (rank)	163	Protecting minority investors (rank)	96	Border compliance (US\$)	378
DTF score for dealing with construction permits (0–100)	54.66	DTF score for protecting minority investors (0–100)	51.67	Time to import	
Procedures (number)	17	Extent of disclosure index (0–10)	5	Documentary compliance (hours)	156
Time (days)	208	Extent of director liability index (0–10)	5	Border compliance (hours)	84
Cost (% of warehouse value)	1.5	Ease of shareholder suits index (0–10)	8	Cost to import	
Building quality control index (0–15)	4.0	Extent of shareholder rights index (0–10)	6	Documentary compliance (US\$)	63
		Extent of ownership and control index (0–10)	2	Border compliance (US\$)	265
		Extent of corporate transparency index (0–10)	5		
Getting electricity (rank)	132	Paying taxes (rank)	123	✓ Enforcing contracts (rank)	93
DTF score for getting electricity (0–100)	58.35	DTF score for paying taxes (0–100)	65.08	DTF score for enforcing contracts (0–100)	57.87
Procedures (number)	8	Payments (number per year)	35	Time (days)	581
Time (days)	82	Time (hours per year)	256	Cost (% of claim)	27.0
Cost (% of income per capita)	441.7	Total tax and contribution rate (% of profit)	32.3	Quality of judicial processes index (0–18)	7.5
Reliability of supply and transparency of tariffs index (0–8)	4	Postfiling index (0–100)	54.24		
✓ Registering property (rank)	110			Resolving insolvency (rank)	162
DTF score for registering property (0–100)	57.90			DTF score for resolving insolvency (0–100)	22.38
Procedures (number)	6			Time (years)	3.0
Time (days)	45			Cost (% of estate)	28.5
Cost (% of property value)	4.6			Recovery rate (cents on the dollar)	18.4
Quality of land administration index (0–30)	7.5			Strength of insolvency framework index (0–16)	4.0
HAITI		Latin America & Caribbean		GNI per capita (US\$)	
Ease of doing business rank (1–190)	181	Overall distance to frontier (DTF) score (0–100)	38.24	Population	10,847,334
Starting a business (rank)	189	Getting credit (rank)	177	Trading across borders (rank)	77
DTF score for starting a business (0–100)	33.70	DTF score for getting credit (0–100)	10.00	DTF score for trading across borders (0–100)	76.90
Procedures (number)	12	Strength of legal rights index (0–12)	2	Time to export	
Time (days)	97	Depth of credit information index (0–8)	0	Documentary compliance (hours)	22
Cost (% of income per capita)	200.2	Credit bureau coverage (% of adults)	0.0	Border compliance (hours)	28
Minimum capital (% of income per capita)	14.0	Credit registry coverage (% of adults)	1.5	Cost to export	
				Documentary compliance (US\$)	48
Dealing with construction permits (rank)	177	Protecting minority investors (rank)	188	Border compliance (US\$)	368
DTF score for dealing with construction permits (0–100)	44.15	DTF score for protecting minority investors (0–100)	20.00	Time to import	
Procedures (number)	14	Extent of disclosure index (0–10)	2	Documentary compliance (hours)	28
Time (days)	98	Extent of director liability index (0–10)	3	Border compliance (hours)	83
Cost (% of warehouse value)	21.6	Ease of shareholder suits index (0–10)	4	Cost to import	
Building quality control index (0–15)	5.0	Extent of shareholder rights index (0–10)	2	Documentary compliance (US\$)	150
		Extent of ownership and control index (0–10)	1	Border compliance (US\$)	563
		Extent of corporate transparency index (0–10)	0		
Getting electricity (rank)	138	✗ Paying taxes (rank)	147	Enforcing contracts (rank)	125
DTF score for getting electricity (0–100)	55.40	DTF score for paying taxes (0–100)	57.55	DTF score for enforcing contracts (0–100)	52.49
Procedures (number)	4	Payments (number per year)	47	Time (days)	530
Time (days)	60	Time (hours per year)	184	Cost (% of claim)	42.6
Cost (% of income per capita)	3,522.0	Total tax and contribution rate (% of profit)	42.8	Quality of judicial processes index (0–18)	7.0
Reliability of supply and transparency of tariffs index (0–8)	0	Postfiling index (0–100)	48.17		
Registering property (rank)	180			Resolving insolvency (rank)	168
DTF score for registering property (0–100)	32.22			DTF score for resolving insolvency (0–100)	0.00
Procedures (number)	5			Time (years)	no practice
Time (days)	312			Cost (% of estate)	no practice
Cost (% of property value)	6.9			Recovery rate (cents on the dollar)	0.0
Quality of land administration index (0–30)	2.5			Strength of insolvency framework index (0–16)	0.0
HONDURAS		Latin America & Caribbean		GNI per capita (US\$)	
Ease of doing business rank (1–190)	115	Overall distance to frontier (DTF) score (0–100)	58.46	Population	9,112,867
Starting a business (rank)	150	Getting credit (rank)	12	Trading across borders (rank)	115
DTF score for starting a business (0–100)	76.98	DTF score for getting credit (0–100)	85.00	DTF score for trading across borders (0–100)	65.85
Procedures (number)	11	Strength of legal rights index (0–12)	9	Time to export	
Time (days)	13	Depth of credit information index (0–8)	8	Documentary compliance (hours)	48
Cost (% of income per capita)	41.3	Credit bureau coverage (% of adults)	44.9	Border compliance (hours)	88
Minimum capital (% of income per capita)	0.0	Credit registry coverage (% of adults)	20.9	Cost to export	
				Documentary compliance (US\$)	80
Dealing with construction permits (rank)	113	Protecting minority investors (rank)	129	Border compliance (US\$)	601
DTF score for dealing with construction permits (0–100)	65.44	DTF score for protecting minority investors (0–100)	45.00	Time to import	
Procedures (number)	17	Extent of disclosure index (0–10)	3	Documentary compliance (hours)	72
Time (days)	94	Extent of director liability index (0–10)	8	Border compliance (hours)	96
Cost (% of warehouse value)	7.5	Ease of shareholder suits index (0–10)	6	Cost to import	
Building quality control index (0–15)	10.0	Extent of shareholder rights index (0–10)	5	Documentary compliance (US\$)	70
		Extent of ownership and control index (0–10)	2	Border compliance (US\$)	483
		Extent of corporate transparency index (0–10)	3		
Getting electricity (rank)	144	Paying taxes (rank)	164	Enforcing contracts (rank)	152
DTF score for getting electricity (0–100)	53.61	DTF score for paying taxes (0–100)	51.74	DTF score for enforcing contracts (0–100)	45.54
Procedures (number)	7	Payments (number per year)	48	Time (days)	920
Time (days)	39	Time (hours per year)	224	Cost (% of claim)	35.2
Cost (% of income per capita)	790.8	Total tax and contribution rate (% of profit)	44.4	Quality of judicial processes index (0–18)	7.5
Reliability of supply and transparency of tariffs index (0–8)	0	Postfiling index (0–100)	35.14		
✗ Registering property (rank)	91			Resolving insolvency (rank)	142
DTF score for registering property (0–100)	63.42			DTF score for resolving insolvency (0–100)	32.07
Procedures (number)	6			Time (years)	3.8
Time (days)	29			Cost (% of estate)	14.5
Cost (% of property value)	5.7			Recovery rate (cents on the dollar)	18.9
Quality of land administration index (0–30)	14.0			Strength of insolvency framework index (0–16)	7.0

Note: Most indicator sets refer to a case scenario in the largest business city of an economy, though for 11 economies the data are a population-weighted average for the two largest business cities. For some indicators a result of "no practice" may be recorded for an economy; see the data notes for more details. In starting a business, procedures (number), time (days) and cost (% of income per capita) are calculated as the average of both men and women. For the postfiling index, a result of "not applicable" may be recorded for an economy.

✓ Reform making it easier to do business ✗ Change making it more difficult to do business

HONG KONG SAR, CHINA		East Asia & Pacific		GNI per capita (US\$)	
Ease of doing business rank (1–190)	5	Overall distance to frontier (DTF) score (0–100)	83.44	Population	7,346,700
✗ Starting a business (rank)	3	Getting credit (rank)	29	Trading across borders (rank)	31
DTF score for starting a business (0–100)	98.14	DTF score for getting credit (0–100)	75.00	DTF score for trading across borders (0–100)	93.56
Procedures (number)	2	Strength of legal rights index (0–12)	8	Time to export	
Time (days)	1.5	Depth of credit information index (0–8)	7	Documentary compliance (hours)	1
Cost (% of income per capita)	1.1	Credit bureau coverage (% of adults)	100.0	Border compliance (hours)	2
Minimum capital (% of income per capita)	0.0	Credit registry coverage (% of adults)	0.0	Cost to export	
				Documentary compliance (US\$)	57
Dealing with construction permits (rank)	5	Protecting minority investors (rank)	9	Border compliance (US\$)	0
DTF score for dealing with construction permits (0–100)	84.86	DTF score for protecting minority investors (0–100)	76.67	Time to import	
Procedures (number)	11	Extent of disclosure index (0–10)	10	Documentary compliance (hours)	1
Time (days)	72	Extent of director liability index (0–10)	8	Border compliance (hours)	19
Cost (% of warehouse value)	0.7	Ease of shareholder suits index (0–10)	9	Cost to import	
Building quality control index (0–15)	12.0	Extent of shareholder rights index (0–10)	7	Documentary compliance (US\$)	57
		Extent of ownership and control index (0–10)	4	Border compliance (US\$)	266
		Extent of corporate transparency index (0–10)	8		
Getting electricity (rank)	4	Paying taxes (rank)	3	Enforcing contracts (rank)	28
DTF score for getting electricity (0–100)	99.02	DTF score for paying taxes (0–100)	98.82	DTF score for enforcing contracts (0–100)	69.13
Procedures (number)	3	Payments (number per year)	3	Time (days)	385
Time (days)	27	Time (hours per year)	72	Cost (% of claim)	23.6
Cost (% of income per capita)	1.4	Total tax and contribution rate (% of profit)	22.9	Quality of judicial processes index (0–18)	10.0
Reliability of supply and transparency of tariffs index (0–8)	8	Postfiling index (0–100)	98.85		
✓ Registering property (rank)	55			Resolving insolvency (rank)	43
DTF score for registering property (0–100)	73.54			DTF score for resolving insolvency (0–100)	65.69
Procedures (number)	5			Time (years)	0.8
Time (days)	27.5			Cost (% of estate)	5.0
Cost (% of property value)	7.7			Recovery rate (cents on the dollar)	87.2
Quality of land administration index (0–30)	27.5			Strength of insolvency framework index (0–16)	6.0
HUNGARY		OECD high income		GNI per capita (US\$)	
Ease of doing business rank (1–190)	48	Overall distance to frontier (DTF) score (0–100)	72.39	Population	9,817,958
Starting a business (rank)	79	Getting credit (rank)	29	Trading across borders (rank)	1
DTF score for starting a business (0–100)	87.60	DTF score for getting credit (0–100)	75.00	DTF score for trading across borders (0–100)	100.00
Procedures (number)	6	Strength of legal rights index (0–12)	10	Time to export	
Time (days)	7	Depth of credit information index (0–8)	5	Documentary compliance (hours)	1
Cost (% of income per capita)	5.4	Credit bureau coverage (% of adults)	89.8	Border compliance (hours)	0
Minimum capital (% of income per capita)	43.8	Credit registry coverage (% of adults)	0.0	Cost to export	
				Documentary compliance (US\$)	0
Dealing with construction permits (rank)	90	Protecting minority investors (rank)	108	Border compliance (US\$)	0
DTF score for dealing with construction permits (0–100)	67.93	DTF score for protecting minority investors (0–100)	50.00	Time to import	
Procedures (number)	20	Extent of disclosure index (0–10)	2	Documentary compliance (hours)	1
Time (days)	205.5	Extent of director liability index (0–10)	4	Border compliance (hours)	0
Cost (% of warehouse value)	0.6	Ease of shareholder suits index (0–10)	6	Cost to import	
Building quality control index (0–15)	13.0	Extent of shareholder rights index (0–10)	6	Documentary compliance (US\$)	0
		Extent of ownership and control index (0–10)	5	Border compliance (US\$)	0
		Extent of corporate transparency index (0–10)	7		
Getting electricity (rank)	110	Paying taxes (rank)	93	✓ Enforcing contracts (rank)	13
DTF score for getting electricity (0–100)	63.26	DTF score for paying taxes (0–100)	71.49	DTF score for enforcing contracts (0–100)	73.75
Procedures (number)	5	Payments (number per year)	11	Time (days)	605
Time (days)	257	Time (hours per year)	277	Cost (% of claim)	15.0
Cost (% of income per capita)	90.3	Total tax and contribution rate (% of profit)	46.5	Quality of judicial processes index (0–18)	14.0
Reliability of supply and transparency of tariffs index (0–8)	7	Postfiling index (0–100)	63.94		
Registering property (rank)	29			Resolving insolvency (rank)	62
DTF score for registering property (0–100)	80.09			DTF score for resolving insolvency (0–100)	54.75
Procedures (number)	4			Time (years)	2.0
Time (days)	17.5			Cost (% of estate)	14.5
Cost (% of property value)	5.0			Recovery rate (cents on the dollar)	43.7
Quality of land administration index (0–30)	26.0			Strength of insolvency framework index (0–16)	10.0
ICELAND		OECD high income		GNI per capita (US\$)	
Ease of doing business rank (1–190)	23	Overall distance to frontier (DTF) score (0–100)	78.50	Population	334,252
Starting a business (rank)	55	Getting credit (rank)	68	Trading across borders (rank)	69
DTF score for starting a business (0–100)	90.71	DTF score for getting credit (0–100)	60.00	DTF score for trading across borders (0–100)	80.27
Procedures (number)	5	Strength of legal rights index (0–12)	5	Time to export	
Time (days)	11.5	Depth of credit information index (0–8)	7	Documentary compliance (hours)	2
Cost (% of income per capita)	1.8	Credit bureau coverage (% of adults)	100.0	Border compliance (hours)	36
Minimum capital (% of income per capita)	6.8	Credit registry coverage (% of adults)	0.0	Cost to export	
				Documentary compliance (US\$)	40
Dealing with construction permits (rank)	64	Protecting minority investors (rank)	29	Border compliance (US\$)	655
DTF score for dealing with construction permits (0–100)	71.72	DTF score for protecting minority investors (0–100)	68.33	Time to import	
Procedures (number)	17	Extent of disclosure index (0–10)	7	Documentary compliance (hours)	3
Time (days)	84	Extent of director liability index (0–10)	5	Border compliance (hours)	24
Cost (% of warehouse value)	0.3	Ease of shareholder suits index (0–10)	8	Cost to import	
Building quality control index (0–15)	8.0	Extent of shareholder rights index (0–10)	6	Documentary compliance (US\$)	0
		Extent of ownership and control index (0–10)	7	Border compliance (US\$)	655
		Extent of corporate transparency index (0–10)	8		
Getting electricity (rank)	11	Paying taxes (rank)	33	Enforcing contracts (rank)	29
DTF score for getting electricity (0–100)	92.24	DTF score for paying taxes (0–100)	84.54	DTF score for enforcing contracts (0–100)	69.10
Procedures (number)	4	Payments (number per year)	21	Time (days)	417
Time (days)	22	Time (hours per year)	140	Cost (% of claim)	9.0
Cost (% of income per capita)	9.4	Total tax and contribution rate (% of profit)	29.7	Quality of judicial processes index (0–18)	7.5
Reliability of supply and transparency of tariffs index (0–8)	7	Postfiling index (0–100)	87.20		
Registering property (rank)	15			Resolving insolvency (rank)	13
DTF score for registering property (0–100)	86.61			DTF score for resolving insolvency (0–100)	81.44
Procedures (number)	3			Time (years)	1.0
Time (days)	3.5			Cost (% of estate)	3.5
Cost (% of property value)	3.6			Recovery rate (cents on the dollar)	84.5
Quality of land administration index (0–30)	26.5			Strength of insolvency framework index (0–16)	11.5

Note: Most indicator sets refer to a case scenario in the largest business city of an economy, though for 11 economies the data are a population-weighted average for the two largest business cities. For some indicators a result of “no practice” may be recorded for an economy; see the data notes for more details. In starting a business, procedures (number), time (days) and cost (% of income per capita) are calculated as the average of both men and women. For the postfiling index, a result of “not applicable” may be recorded for an economy.

✓ Reform making it easier to do business ✗ Change making it more difficult to do business

INDIA		South Asia		GNI per capita (US\$)	
Ease of doing business rank (1–190)	100	Overall distance to frontier (DTF) score (0–100)	60.76	Population	1,324,171,354
✓ Starting a business (rank)	156	✓ Getting credit (rank)	29	✓ Trading across borders (rank)	146
DTF score for starting a business (0–100)	75.40	DTF score for getting credit (0–100)	75.00	DTF score for trading across borders (0–100)	58.56
Procedures (number)	11.5	Strength of legal rights index (0–12)	8	Time to export	
Time (days)	29.8	Depth of credit information index (0–8)	7	Documentary compliance (hours)	38.4
Cost (% of income per capita)	14.8	Credit bureau coverage (% of adults)	43.5	Border compliance (hours)	106.1
Minimum capital (% of income per capita)	0.0	Credit registry coverage (% of adults)	0.0	Cost to export	
				Documentary compliance (US\$)	91.9
✓ Dealing with construction permits (rank)	181	✓ Protecting minority investors (rank)	4	Border compliance (US\$)	382.4
DTF score for dealing with construction permits (0–100)	38.80	DTF score for protecting minority investors (0–100)	80.00	Time to import	
Procedures (number)	30.1	Extent of disclosure index (0–10)	8	Documentary compliance (hours)	61.3
Time (days)	143.9	Extent of director liability index (0–10)	7	Border compliance (hours)	264.5
Cost (% of warehouse value)	23.2	Ease of shareholder suits index (0–10)	7	Cost to import	
Building quality control index (0–15)	11.5	Extent of shareholder rights index (0–10)	10	Documentary compliance (US\$)	134.8
		Extent of ownership and control index (0–10)	8	Border compliance (US\$)	543.2
		Extent of corporate transparency index (0–10)	8		
Getting electricity (rank)	29	✓ Paying taxes (rank)	119	✓ Enforcing contracts (rank)	164
DTF score for getting electricity (0–100)	85.21	DTF score for paying taxes (0–100)	66.06	DTF score for enforcing contracts (0–100)	40.76
Procedures (number)	5	Payments (number per year)	13	Time (days)	1,445
Time (days)	45.9	Time (hours per year)	214	Cost (% of claim)	31.0
Cost (% of income per capita)	96.7	Total tax and contribution rate (% of profit)	55.3	Quality of judicial processes index (0–18)	10.3
Reliability of supply and transparency of tariffs index (0–8)	7	Postfiling index (0–100)	49.31		
Registering property (rank)	154			✓ Resolving insolvency (rank)	103
DTF score for registering property (0–100)	47.08			DTF score for resolving insolvency (0–100)	40.75
Procedures (number)	8			Time (years)	4.3
Time (days)	53			Cost (% of estate)	9.0
Cost (% of property value)	8.4			Recovery rate (cents on the dollar)	26.4
Quality of land administration index (0–30)	8.2			Strength of insolvency framework index (0–16)	8.5
INDONESIA		East Asia & Pacific		GNI per capita (US\$)	
Ease of doing business rank (1–190)	72	Overall distance to frontier (DTF) score (0–100)	66.47	Population	261,115,456
✓ Starting a business (rank)	144	✓ Getting credit (rank)	55	✓ Trading across borders (rank)	112
DTF score for starting a business (0–100)	77.93	DTF score for getting credit (0–100)	65.00	DTF score for trading across borders (0–100)	66.59
Procedures (number)	11.2	Strength of legal rights index (0–12)	6	Time to export	
Time (days)	23.1	Depth of credit information index (0–8)	7	Documentary compliance (hours)	61.3
Cost (% of income per capita)	10.9	Credit bureau coverage (% of adults)	18.3	Border compliance (hours)	53.3
Minimum capital (% of income per capita)	0.0	Credit registry coverage (% of adults)	55.3	Cost to export	
				Documentary compliance (US\$)	138.8
Dealing with construction permits (rank)	108	✓ Protecting minority investors (rank)	43	Border compliance (US\$)	253.7
DTF score for dealing with construction permits (0–100)	66.08	DTF score for protecting minority investors (0–100)	63.33	Time to import	
Procedures (number)	17	Extent of disclosure index (0–10)	10	Documentary compliance (hours)	119.2
Time (days)	200.2	Extent of director liability index (0–10)	5	Border compliance (hours)	99.4
Cost (% of warehouse value)	4.8	Ease of shareholder suits index (0–10)	2	Cost to import	
Building quality control index (0–15)	13.0	Extent of shareholder rights index (0–10)	7	Documentary compliance (US\$)	164.4
		Extent of ownership and control index (0–10)	7	Border compliance (US\$)	382.6
		Extent of corporate transparency index (0–10)	7		
✓ Getting electricity (rank)	38	✓ Paying taxes (rank)	114	Enforcing contracts (rank)	145
DTF score for getting electricity (0–100)	83.87	DTF score for paying taxes (0–100)	68.04	DTF score for enforcing contracts (0–100)	47.23
Procedures (number)	4	Payments (number per year)	43	Time (days)	403
Time (days)	34	Time (hours per year)	207.5	Cost (% of claim)	70.3
Cost (% of income per capita)	276.1	Total tax and contribution rate (% of profit)	30.0	Quality of judicial processes index (0–18)	7.9
Reliability of supply and transparency of tariffs index (0–8)	5	Postfiling index (0–100)	68.82		
✓ Registering property (rank)	106			Resolving insolvency (rank)	38
DTF score for registering property (0–100)	59.01			DTF score for resolving insolvency (0–100)	67.61
Procedures (number)	5			Time (years)	1.1
Time (days)	27.6			Cost (% of estate)	21.6
Cost (% of property value)	8.3			Recovery rate (cents on the dollar)	64.7
Quality of land administration index (0–30)	11.3			Strength of insolvency framework index (0–16)	10.5
IRAN, ISLAMIC REP.		Middle East & North Africa		GNI per capita (US\$)	
Ease of doing business rank (1–190)	124	Overall distance to frontier (DTF) score (0–100)	56.48	Population	80,277,428
Starting a business (rank)	97	✓ Getting credit (rank)	90	Trading across borders (rank)	166
DTF score for starting a business (0–100)	85.16	DTF score for getting credit (0–100)	50.00	DTF score for trading across borders (0–100)	46.11
Procedures (number)	8.5	Strength of legal rights index (0–12)	2	Time to export	
Time (days)	15	Depth of credit information index (0–8)	8	Documentary compliance (hours)	120
Cost (% of income per capita)	1.4	Credit bureau coverage (% of adults)	55.8	Border compliance (hours)	101
Minimum capital (% of income per capita)	0.0	Credit registry coverage (% of adults)	54.7	Cost to export	
				Documentary compliance (US\$)	125
Dealing with construction permits (rank)	25	Protecting minority investors (rank)	170	Border compliance (US\$)	565
DTF score for dealing with construction permits (0–100)	78.07	DTF score for protecting minority investors (0–100)	33.33	Time to import	
Procedures (number)	15	Extent of disclosure index (0–10)	7	Documentary compliance (hours)	192
Time (days)	99	Extent of director liability index (0–10)	4	Border compliance (hours)	141
Cost (% of warehouse value)	2.0	Ease of shareholder suits index (0–10)	1	Cost to import	
Building quality control index (0–15)	12.5	Extent of shareholder rights index (0–10)	3	Documentary compliance (US\$)	197
		Extent of ownership and control index (0–10)	3	Border compliance (US\$)	660
		Extent of corporate transparency index (0–10)	2		
Getting electricity (rank)	99	Paying taxes (rank)	150	Enforcing contracts (rank)	80
DTF score for getting electricity (0–100)	68.43	DTF score for paying taxes (0–100)	56.57	DTF score for enforcing contracts (0–100)	59.07
Procedures (number)	6	Payments (number per year)	20	Time (days)	505
Time (days)	77	Time (hours per year)	344	Cost (% of claim)	17.0
Cost (% of income per capita)	1,064.9	Total tax and contribution rate (% of profit)	44.7	Quality of judicial processes index (0–18)	5.0
Reliability of supply and transparency of tariffs index (0–8)	5	Postfiling index (0–100)	26.88		
Registering property (rank)	87			Resolving insolvency (rank)	160
DTF score for registering property (0–100)	64.16			DTF score for resolving insolvency (0–100)	23.93
Procedures (number)	7			Time (years)	4.5
Time (days)	12			Cost (% of estate)	15.0
Cost (% of property value)	5.7			Recovery rate (cents on the dollar)	15.4
Quality of land administration index (0–30)	15.0			Strength of insolvency framework index (0–16)	5.0

Note: Most indicator sets refer to a case scenario in the largest business city of an economy, though for 11 economies the data are a population-weighted average for the two largest business cities. For some indicators a result of "no practice" may be recorded for an economy; see the data notes for more details. In starting a business, procedures (number), time (days) and cost (% of income per capita) are calculated as the average of both men and women. For the postfiling index, a result of "not applicable" may be recorded for an economy.

✓ Reform making it easier to do business ✗ Change making it more difficult to do business

IRAQ		Middle East & North Africa		GNI per capita (US\$)	
Ease of doing business rank (1–190)	168	Overall distance to frontier (DTF) score (0–100)	44.87	Population	37,202,572
Starting a business (rank)	154	Getting credit (rank)	186	Trading across borders (rank)	179
DTF score for starting a business (0–100)	75.87	DTF score for getting credit (0–100)	0.00	DTF score for trading across borders (0–100)	25.33
Procedures (number)	8.5	Strength of legal rights index (0–12)	0	Time to export	
Time (days)	26.5	Depth of credit information index (0–8)	0	Documentary compliance (hours)	504
Cost (% of income per capita)	43.3	Credit bureau coverage (% of adults)	0.0	Border compliance (hours)	85
Minimum capital (% of income per capita)	18.5	Credit registry coverage (% of adults)	1.2	Cost to export	
				Documentary compliance (US\$)	1,800
Dealing with construction permits (rank)	93	Protecting minority investors (rank)	124	Border compliance (US\$)	1,118
DTF score for dealing with construction permits (0–100)	67.66	DTF score for protecting minority investors (0–100)	46.67	Time to import	
Procedures (number)	11	Extent of disclosure index (0–10)	4	Documentary compliance (hours)	176
Time (days)	167	Extent of director liability index (0–10)	5	Border compliance (hours)	131
Cost (% of warehouse value)	0.3	Ease of shareholder suits index (0–10)	5	Cost to import	
Building quality control index (0–15)	5.5	Extent of shareholder rights index (0–10)	8	Documentary compliance (US\$)	500
		Extent of ownership and control index (0–10)	3	Border compliance (US\$)	644
		Extent of corporate transparency index (0–10)	3		
Getting electricity (rank)	116	Paying taxes (rank)	129	Enforcing contracts (rank)	144
DTF score for getting electricity (0–100)	61.64	DTF score for paying taxes (0–100)	63.55	DTF score for enforcing contracts (0–100)	48.02
Procedures (number)	5	Payments (number per year)	15	Time (days)	520
Time (days)	51	Time (hours per year)	312	Cost (% of claim)	28.1
Cost (% of income per capita)	466.6	Total tax and contribution rate (% of profit)	30.8	Quality of judicial processes index (0–18)	1.5
Reliability of supply and transparency of tariffs index (0–8)	0	Postfiling index (0–100)	21.43		
Registering property (rank)	101			Resolving insolvency (rank)	168
DTF score for registering property (0–100)	59.97			DTF score for resolving insolvency (0–100)	0.00
Procedures (number)	5			Time (years)	no practice
Time (days)	51			Cost (% of estate)	no practice
Cost (% of property value)	5.7			Recovery rate (cents on the dollar)	0.0
Quality of land administration index (0–30)	10.5			Strength of insolvency framework index (0–16)	0.0
IRELAND		OECD high income		GNI per capita (US\$)	
Ease of doing business rank (1–190)	17	Overall distance to frontier (DTF) score (0–100)	79.51	Population	4,773,095
Starting a business (rank)	8	Getting credit (rank)	42	Trading across borders (rank)	47
DTF score for starting a business (0–100)	95.91	DTF score for getting credit (0–100)	70.00	DTF score for trading across borders (0–100)	87.25
Procedures (number)	3	Strength of legal rights index (0–12)	7	Time to export	
Time (days)	5	Depth of credit information index (0–8)	7	Documentary compliance (hours)	1
Cost (% of income per capita)	0.2	Credit bureau coverage (% of adults)	100.0	Border compliance (hours)	24
Minimum capital (% of income per capita)	0.0	Credit registry coverage (% of adults)	0.0	Cost to export	
				Documentary compliance (US\$)	75
Dealing with construction permits (rank)	30	Protecting minority investors (rank)	10	Border compliance (US\$)	305
DTF score for dealing with construction permits (0–100)	76.99	DTF score for protecting minority investors (0–100)	75.00	Time to import	
Procedures (number)	10	Extent of disclosure index (0–10)	9	Documentary compliance (hours)	1
Time (days)	149.5	Extent of director liability index (0–10)	8	Border compliance (hours)	24
Cost (% of warehouse value)	4.6	Ease of shareholder suits index (0–10)	9	Cost to import	
Building quality control index (0–15)	13.0	Extent of shareholder rights index (0–10)	7	Documentary compliance (US\$)	75
		Extent of ownership and control index (0–10)	4	Border compliance (US\$)	253
		Extent of corporate transparency index (0–10)	8		
Getting electricity (rank)	35	Paying taxes (rank)	4	Enforcing contracts (rank)	98
DTF score for getting electricity (0–100)	84.22	DTF score for paying taxes (0–100)	94.46	DTF score for enforcing contracts (0–100)	56.03
Procedures (number)	5	Payments (number per year)	9	Time (days)	650
Time (days)	85	Time (hours per year)	82	Cost (% of claim)	26.9
Cost (% of income per capita)	52.8	Total tax and contribution rate (% of profit)	26.0	Quality of judicial processes index (0–18)	7.5
Reliability of supply and transparency of tariffs index (0–8)	8	Postfiling index (0–100)	92.93		
Registering property (rank)	40			Resolving insolvency (rank)	17
DTF score for registering property (0–100)	76.29			DTF score for resolving insolvency (0–100)	79.00
Procedures (number)	5			Time (years)	0.4
Time (days)	31.5			Cost (% of estate)	9.0
Cost (% of property value)	2.5			Recovery rate (cents on the dollar)	85.8
Quality of land administration index (0–30)	21.0			Strength of insolvency framework index (0–16)	10.5
ISRAEL		OECD high income		GNI per capita (US\$)	
Ease of doing business rank (1–190)	54	Overall distance to frontier (DTF) score (0–100)	71.42	Population	8,547,100
Starting a business (rank)	37	Getting credit (rank)	55	Trading across borders (rank)	60
DTF score for starting a business (0–100)	92.30	DTF score for getting credit (0–100)	65.00	DTF score for trading across borders (0–100)	82.85
Procedures (number)	4	Strength of legal rights index (0–12)	6	Time to export	
Time (days)	12	Depth of credit information index (0–8)	7	Documentary compliance (hours)	13
Cost (% of income per capita)	3.2	Credit bureau coverage (% of adults)	71.4	Border compliance (hours)	36
Minimum capital (% of income per capita)	0.0	Credit registry coverage (% of adults)	0.0	Cost to export	
				Documentary compliance (US\$)	73
Dealing with construction permits (rank)	65	Protecting minority investors (rank)	16	Border compliance (US\$)	150
DTF score for dealing with construction permits (0–100)	71.69	DTF score for protecting minority investors (0–100)	73.33	Time to import	
Procedures (number)	15	Extent of disclosure index (0–10)	7	Documentary compliance (hours)	44
Time (days)	209	Extent of director liability index (0–10)	9	Border compliance (hours)	64
Cost (% of warehouse value)	1.4	Ease of shareholder suits index (0–10)	9	Cost to import	
Building quality control index (0–15)	13.0	Extent of shareholder rights index (0–10)	7	Documentary compliance (US\$)	70
		Extent of ownership and control index (0–10)	3	Border compliance (US\$)	307
		Extent of corporate transparency index (0–10)	9		
Getting electricity (rank)	77	Paying taxes (rank)	99	Enforcing contracts (rank)	92
DTF score for getting electricity (0–100)	75.20	DTF score for paying taxes (0–100)	70.35	DTF score for enforcing contracts (0–100)	57.93
Procedures (number)	6	Payments (number per year)	33	Time (days)	975
Time (days)	102	Time (hours per year)	235	Cost (% of claim)	25.3
Cost (% of income per capita)	14.1	Total tax and contribution rate (% of profit)	27.0	Quality of judicial processes index (0–18)	13.0
Reliability of supply and transparency of tariffs index (0–8)	7	Postfiling index (0–100)	61.36		
Registering property (rank)	130			Resolving insolvency (rank)	29
DTF score for registering property (0–100)	52.84			DTF score for resolving insolvency (0–100)	72.74
Procedures (number)	6			Time (years)	2.0
Time (days)	81			Cost (% of estate)	23.0
Cost (% of property value)	8.3			Recovery rate (cents on the dollar)	62.6
Quality of land administration index (0–30)	14.0			Strength of insolvency framework index (0–16)	12.5

Note: Most indicator sets refer to a case scenario in the largest business city of an economy, though for 11 economies the data are a population-weighted average for the two largest business cities. For some indicators a result of "no practice" may be recorded for an economy; see the data notes for more details. In starting a business, procedures (number), time (days) and cost (% of income per capita) are calculated as the average of both men and women. For the postfiling index, a result of "not applicable" may be recorded for an economy.

✓ Reform making it easier to do business ✗ Change making it more difficult to do business

ITALY		OECD high income		GNI per capita (US\$)	
Ease of doing business rank (1–190)	46	Overall distance to frontier (DTF) score (0–100)	72.70	Population	60,600,590
Starting a business (rank)	66	Getting credit (rank)	105	Trading across borders (rank)	1
DTF score for starting a business (0–100)	89.42	DTF score for getting credit (0–100)	45.00	DTF score for trading across borders (0–100)	100.00
Procedures (number)	6	Strength of legal rights index (0–12)	2	Time to export	
Time (days)	6.5	Depth of credit information index (0–8)	7	Documentary compliance (hours)	1
Cost (% of income per capita)	13.7	Credit bureau coverage (% of adults)	100.0	Border compliance (hours)	0
Minimum capital (% of income per capita)	0.0	Credit registry coverage (% of adults)	30.1	Cost to export	
				Documentary compliance (US\$)	0
Dealing with construction permits (rank)	96	Protecting minority investors (rank)	62	Border compliance (US\$)	0
DTF score for dealing with construction permits (0–100)	67.26	DTF score for protecting minority investors (0–100)	58.33	Time to import	
Procedures (number)	12	Extent of disclosure index (0–10)	7	Documentary compliance (hours)	1
Time (days)	227.5	Extent of director liability index (0–10)	4	Border compliance (hours)	0
Cost (% of warehouse value)	3.6	Ease of shareholder suits index (0–10)	6	Cost to import	
Building quality control index (0–15)	11.0	Extent of shareholder rights index (0–10)	6	Documentary compliance (US\$)	0
		Extent of ownership and control index (0–10)	4	Border compliance (US\$)	0
		Extent of corporate transparency index (0–10)	8		
✓ Getting electricity (rank)	28	✓ Paying taxes (rank)	112	Enforcing contracts (rank)	108
DTF score for getting electricity (0–100)	85.27	DTF score for paying taxes (0–100)	68.29	DTF score for enforcing contracts (0–100)	54.79
Procedures (number)	4	Payments (number per year)	14	Time (days)	1,120
Time (days)	82	Time (hours per year)	238	Cost (% of claim)	23.1
Cost (% of income per capita)	156.5	Total tax and contribution rate (% of profit)	48.0	Quality of judicial processes index (0–18)	13.0
Reliability of supply and transparency of tariffs index (0–8)	7	Postfiling index (0–100)	52.39		
Registering property (rank)	23			Resolving insolvency (rank)	24
DTF score for registering property (0–100)	81.70			DTF score for resolving insolvency (0–100)	76.97
Procedures (number)	4			Time (years)	1.8
Time (days)	16			Cost (% of estate)	22.0
Cost (% of property value)	4.4			Recovery rate (cents on the dollar)	64.6
Quality of land administration index (0–30)	26.5			Strength of insolvency framework index (0–16)	13.5
JAMAICA		Latin America & Caribbean		GNI per capita (US\$)	
Ease of doing business rank (1–190)	70	Overall distance to frontier (DTF) score (0–100)	67.27	Population	2,881,355
✓ Starting a business (rank)	5	Getting credit (rank)	20	✓ Trading across borders (rank)	130
DTF score for starting a business (0–100)	97.30	DTF score for getting credit (0–100)	80.00	DTF score for trading across borders (0–100)	61.54
Procedures (number)	2	Strength of legal rights index (0–12)	9	Time to export	
Time (days)	3	Depth of credit information index (0–8)	7	Documentary compliance (hours)	47
Cost (% of income per capita)	4.8	Credit bureau coverage (% of adults)	24.1	Border compliance (hours)	58
Minimum capital (% of income per capita)	0.0	Credit registry coverage (% of adults)	0.0	Cost to export	
				Documentary compliance (US\$)	90
Dealing with construction permits (rank)	98	Protecting minority investors (rank)	81	Border compliance (US\$)	876
DTF score for dealing with construction permits (0–100)	67.22	DTF score for protecting minority investors (0–100)	55.00	Time to import	
Procedures (number)	19	Extent of disclosure index (0–10)	4	Documentary compliance (hours)	56
Time (days)	141.5	Extent of director liability index (0–10)	8	Border compliance (hours)	80
Cost (% of warehouse value)	1.7	Ease of shareholder suits index (0–10)	5	Cost to import	
Building quality control index (0–15)	10.0	Extent of shareholder rights index (0–10)	6	Documentary compliance (US\$)	90
		Extent of ownership and control index (0–10)	4	Border compliance (US\$)	906
		Extent of corporate transparency index (0–10)	6		
✓ Getting electricity (rank)	91	Paying taxes (rank)	122	Enforcing contracts (rank)	127
DTF score for getting electricity (0–100)	71.11	DTF score for paying taxes (0–100)	65.67	DTF score for enforcing contracts (0–100)	51.87
Procedures (number)	7	Payments (number per year)	11	Time (days)	550
Time (days)	95	Time (hours per year)	268	Cost (% of claim)	50.2
Cost (% of income per capita)	237.3	Total tax and contribution rate (% of profit)	33.1	Quality of judicial processes index (0–18)	8.5
Reliability of supply and transparency of tariffs index (0–8)	7	Postfiling index (0–100)	19.68		
Registering property (rank)	128			Resolving insolvency (rank)	35
DTF score for registering property (0–100)	53.70			DTF score for resolving insolvency (0–100)	69.31
Procedures (number)	8			Time (years)	1.1
Time (days)	18			Cost (% of estate)	18.0
Cost (% of property value)	9.8			Recovery rate (cents on the dollar)	64.9
Quality of land administration index (0–30)	14.0			Strength of insolvency framework index (0–16)	11.0
JAPAN		OECD high income		GNI per capita (US\$)	
Ease of doing business rank (1–190)	34	Overall distance to frontier (DTF) score (0–100)	75.68	Population	126,994,511
Starting a business (rank)	106	Getting credit (rank)	77	Trading across borders (rank)	51
DTF score for starting a business (0–100)	84.37	DTF score for getting credit (0–100)	55.00	DTF score for trading across borders (0–100)	86.51
Procedures (number)	9	Strength of legal rights index (0–12)	5	Time to export	
Time (days)	12.2	Depth of credit information index (0–8)	6	Documentary compliance (hours)	2.4
Cost (% of income per capita)	7.5	Credit bureau coverage (% of adults)	100.0	Border compliance (hours)	22.6
Minimum capital (% of income per capita)	0.0	Credit registry coverage (% of adults)	0.0	Cost to export	
				Documentary compliance (US\$)	54
Dealing with construction permits (rank)	50	Protecting minority investors (rank)	62	Border compliance (US\$)	264.9
DTF score for dealing with construction permits (0–100)	73.36	DTF score for protecting minority investors (0–100)	58.33	Time to import	
Procedures (number)	12	Extent of disclosure index (0–10)	7	Documentary compliance (hours)	3.4
Time (days)	197	Extent of director liability index (0–10)	6	Border compliance (hours)	39.6
Cost (% of warehouse value)	0.5	Ease of shareholder suits index (0–10)	8	Cost to import	
Building quality control index (0–15)	11.0	Extent of shareholder rights index (0–10)	6	Documentary compliance (US\$)	107
		Extent of ownership and control index (0–10)	3	Border compliance (US\$)	299.2
		Extent of corporate transparency index (0–10)	5		
Getting electricity (rank)	17	✓ Paying taxes (rank)	68	Enforcing contracts (rank)	51
DTF score for getting electricity (0–100)	89.88	DTF score for paying taxes (0–100)	76.71	DTF score for enforcing contracts (0–100)	65.26
Procedures (number)	3.4	Payments (number per year)	14	Time (days)	360
Time (days)	97.7	Time (hours per year)	151	Cost (% of claim)	23.4
Cost (% of income per capita)	0.0	Total tax and contribution rate (% of profit)	47.4	Quality of judicial processes index (0–18)	7.5
Reliability of supply and transparency of tariffs index (0–8)	8	Postfiling index (0–100)	71.69		
Registering property (rank)	52			Resolving insolvency (rank)	1
DTF score for registering property (0–100)	73.92			DTF score for resolving insolvency (0–100)	93.44
Procedures (number)	6			Time (years)	0.6
Time (days)	13			Cost (% of estate)	4.2
Cost (% of property value)	5.8			Recovery rate (cents on the dollar)	92.4
Quality of land administration index (0–30)	24.5			Strength of insolvency framework index (0–16)	14.0

Note: Most indicator sets refer to a case scenario in the largest business city of an economy, though for 11 economies the data are a population-weighted average for the two largest business cities. For some indicators a result of "no practice" may be recorded for an economy; see the data notes for more details. In starting a business, procedures (number), time (days) and cost (% of income per capita) are calculated as the average of both men and women. For the postfiling index, a result of "not applicable" may be recorded for an economy.

✓ Reform making it easier to do business ✗ Change making it more difficult to do business

JORDAN		Middle East & North Africa		GNI per capita (US\$)	
Ease of doing business rank (1–190)	103	Overall distance to frontier (DTF) score (0–100)	60.58	Population	9,455,802
Starting a business (rank)	105	✓ Getting credit (rank)	159	Trading across borders (rank)	53
DTF score for starting a business (0–100)	84.40	DTF score for getting credit (0–100)	25.00	DTF score for trading across borders (0–100)	85.93
Procedures (number)	7.5	Strength of legal rights index (0–12)	0	Time to export	
Time (days)	12.5	Depth of credit information index (0–8)	5	Documentary compliance (hours)	6
Cost (% of income per capita)	24.2	Credit bureau coverage (% of adults)	15.3	Border compliance (hours)	38
Minimum capital (% of income per capita)	0.1	Credit registry coverage (% of adults)	2.2	Cost to export	
				Documentary compliance (US\$)	16
Dealing with construction permits (rank)	110	Protecting minority investors (rank)	146	Border compliance (US\$)	131
DTF score for dealing with construction permits (0–100)	65.74	DTF score for protecting minority investors (0–100)	40.00	Time to import	
Procedures (number)	15	Extent of disclosure index (0–10)	4	Documentary compliance (hours)	55
Time (days)	62	Extent of director liability index (0–10)	4	Border compliance (hours)	79
Cost (% of warehouse value)	12.0	Ease of shareholder suits index (0–10)	2	Cost to import	
Building quality control index (0–15)	11.0	Extent of shareholder rights index (0–10)	2	Documentary compliance (US\$)	30
		Extent of ownership and control index (0–10)	5	Border compliance (US\$)	181
		Extent of corporate transparency index (0–10)	7		
Getting electricity (rank)	40	Paying taxes (rank)	97	Enforcing contracts (rank)	118
DTF score for getting electricity (0–100)	83.33	DTF score for paying taxes (0–100)	70.75	DTF score for enforcing contracts (0–100)	53.71
Procedures (number)	5	Payments (number per year)	25	Time (days)	642
Time (days)	55	Time (hours per year)	128.5	Cost (% of claim)	31.2
Cost (% of income per capita)	384.1	Total tax and contribution rate (% of profit)	28.1	Quality of judicial processes index (0–18)	7.0
Reliability of supply and transparency of tariffs index (0–8)	7	Postfiling index (0–100)	34.69		
Registering property (rank)	72			Resolving insolvency (rank)	146
DTF score for registering property (0–100)	66.40			DTF score for resolving insolvency (0–100)	30.53
Procedures (number)	6			Time (years)	3.0
Time (days)	17			Cost (% of estate)	20.0
Cost (% of property value)	9.0			Recovery rate (cents on the dollar)	27.7
Quality of land administration index (0–30)	22.5			Strength of insolvency framework index (0–16)	5.0
KAZAKHSTAN		Europe & Central Asia		GNI per capita (US\$)	
Ease of doing business rank (1–190)	36	Overall distance to frontier (DTF) score (0–100)	75.44	Population	17,797,032
Starting a business (rank)	41	Getting credit (rank)	77	Trading across borders (rank)	123
DTF score for starting a business (0–100)	91.95	DTF score for getting credit (0–100)	55.00	DTF score for trading across borders (0–100)	63.19
Procedures (number)	5	Strength of legal rights index (0–12)	4	Time to export	
Time (days)	9	Depth of credit information index (0–8)	7	Documentary compliance (hours)	128
Cost (% of income per capita)	0.3	Credit bureau coverage (% of adults)	54.4	Border compliance (hours)	133
Minimum capital (% of income per capita)	0.0	Credit registry coverage (% of adults)	0.0	Cost to export	
				Documentary compliance (US\$)	320
Dealing with construction permits (rank)	52	✓ Protecting minority investors (rank)	1	Border compliance (US\$)	574
DTF score for dealing with construction permits (0–100)	73.30	DTF score for protecting minority investors (0–100)	85.00	Time to import	
Procedures (number)	19	Extent of disclosure index (0–10)	9	Documentary compliance (hours)	6
Time (days)	123	Extent of director liability index (0–10)	6	Border compliance (hours)	2
Cost (% of warehouse value)	1.9	Ease of shareholder suits index (0–10)	9	Cost to import	
Building quality control index (0–15)	13.0	Extent of shareholder rights index (0–10)	10	Documentary compliance (US\$)	0
		Extent of ownership and control index (0–10)	8	Border compliance (US\$)	0
		Extent of corporate transparency index (0–10)	9		
Getting electricity (rank)	70	Paying taxes (rank)	50	✓ Enforcing contracts (rank)	6
DTF score for getting electricity (0–100)	76.77	DTF score for paying taxes (0–100)	79.47	DTF score for enforcing contracts (0–100)	77.55
Procedures (number)	7	Payments (number per year)	7	Time (days)	370
Time (days)	77	Time (hours per year)	178	Cost (% of claim)	22.0
Cost (% of income per capita)	47.4	Total tax and contribution rate (% of profit)	29.2	Quality of judicial processes index (0–18)	14.0
Reliability of supply and transparency of tariffs index (0–8)	8	Postfiling index (0–100)	48.85		
✓ Registering property (rank)	17			Resolving insolvency (rank)	39
DTF score for registering property (0–100)	84.61			DTF score for resolving insolvency (0–100)	67.52
Procedures (number)	3			Time (years)	1.5
Time (days)	3.5			Cost (% of estate)	15.0
Cost (% of property value)	0.1			Recovery rate (cents on the dollar)	38.3
Quality of land administration index (0–30)	17.0			Strength of insolvency framework index (0–16)	15.0
KENYA		Sub-Saharan Africa		GNI per capita (US\$)	
Ease of doing business rank (1–190)	80	Overall distance to frontier (DTF) score (0–100)	65.15	Population	48,461,567
✓ Starting a business (rank)	117	✓ Getting credit (rank)	29	✓ Trading across borders (rank)	106
DTF score for starting a business (0–100)	83.20	DTF score for getting credit (0–100)	75.00	DTF score for trading across borders (0–100)	67.63
Procedures (number)	6	Strength of legal rights index (0–12)	7	Time to export	
Time (days)	25	Depth of credit information index (0–8)	8	Documentary compliance (hours)	19
Cost (% of income per capita)	26.3	Credit bureau coverage (% of adults)	30.4	Border compliance (hours)	21
Minimum capital (% of income per capita)	0.0	Credit registry coverage (% of adults)	0.0	Cost to export	
				Documentary compliance (US\$)	191
✓ Dealing with construction permits (rank)	124	Protecting minority investors (rank)	62	Border compliance (US\$)	143
DTF score for dealing with construction permits (0–100)	63.16	DTF score for protecting minority investors (0–100)	58.33	Time to import	
Procedures (number)	16	Extent of disclosure index (0–10)	6	Documentary compliance (hours)	60
Time (days)	159	Extent of director liability index (0–10)	5	Border compliance (hours)	180
Cost (% of warehouse value)	5.0	Ease of shareholder suits index (0–10)	9	Cost to import	
Building quality control index (0–15)	9.0	Extent of shareholder rights index (0–10)	5	Documentary compliance (US\$)	115
		Extent of ownership and control index (0–10)	6	Border compliance (US\$)	833
		Extent of corporate transparency index (0–10)	4		
✓ Getting electricity (rank)	71	✓ Paying taxes (rank)	92	Enforcing contracts (rank)	90
DTF score for getting electricity (0–100)	76.68	DTF score for paying taxes (0–100)	71.67	DTF score for enforcing contracts (0–100)	58.27
Procedures (number)	3	Payments (number per year)	26	Time (days)	465
Time (days)	97	Time (hours per year)	185.5	Cost (% of claim)	41.8
Cost (% of income per capita)	724.7	Total tax and contribution rate (% of profit)	37.4	Quality of judicial processes index (0–18)	9.0
Reliability of supply and transparency of tariffs index (0–8)	4	Postfiling index (0–100)	62.03		
Registering property (rank)	125			Resolving insolvency (rank)	95
DTF score for registering property (0–100)	54.49			DTF score for resolving insolvency (0–100)	43.11
Procedures (number)	9			Time (years)	4.5
Time (days)	61			Cost (% of estate)	22.0
Cost (% of property value)	6.0			Recovery rate (cents on the dollar)	27.9
Quality of land administration index (0–30)	16.0			Strength of insolvency framework index (0–16)	9.0

Note: Most indicator sets refer to a case scenario in the largest business city of an economy, though for 11 economies the data are a population-weighted average for the two largest business cities. For some indicators a result of "no practice" may be recorded for an economy; see the data notes for more details. In starting a business, procedures (number), time (days) and cost (% of income per capita) are calculated as the average of both men and women. For the postfiling index, a result of "not applicable" may be recorded for an economy.

✓ Reform making it easier to do business ✗ Change making it more difficult to do business

KIRIBATI		East Asia & Pacific		GNI per capita (US\$)	
Ease of doing business rank (1–190)	157	Overall distance to frontier (DTF) score (0–100)	48.74	Population	114,395
Starting a business (rank)	147	Getting credit (rank)	170	Trading across borders (rank)	127
DTF score for starting a business (0–100)	77.47	DTF score for getting credit (0–100)	20.00	DTF score for trading across borders (0–100)	62.08
Procedures (number)	7	Strength of legal rights index (0–12)	4	Time to export	
Time (days)	31	Depth of credit information index (0–8)	0	Documentary compliance (hours)	24
Cost (% of income per capita)	40.2	Credit bureau coverage (% of adults)	0.0	Border compliance (hours)	72
Minimum capital (% of income per capita)	16.2	Credit registry coverage (% of adults)	0.0	Cost to export	
				Documentary compliance (US\$)	310
Dealing with construction permits (rank)	111	Protecting minority investors (rank)	124	Border compliance (US\$)	420
DTF score for dealing with construction permits (0–100)	65.72	DTF score for protecting minority investors (0–100)	46.67	Time to import	
Procedures (number)	15	Extent of disclosure index (0–10)	6	Documentary compliance (hours)	48
Time (days)	150	Extent of director liability index (0–10)	5	Border compliance (hours)	96
Cost (% of warehouse value)	0.3	Ease of shareholder suits index (0–10)	8	Cost to import	
Building quality control index (0–15)	6.0	Extent of shareholder rights index (0–10)	5	Documentary compliance (US\$)	120
		Extent of ownership and control index (0–10)	2	Border compliance (US\$)	685
		Extent of corporate transparency index (0–10)	2		
Getting electricity (rank)	168	Paying taxes (rank)	94	Enforcing contracts (rank)	121
DTF score for getting electricity (0–100)	41.50	DTF score for paying taxes (0–100)	71.42	DTF score for enforcing contracts (0–100)	53.39
Procedures (number)	6	Payments (number per year)	11	Time (days)	660
Time (days)	97	Time (hours per year)	168	Cost (% of claim)	25.8
Cost (% of income per capita)	4,022.3	Total tax and contribution rate (% of profit)	32.7	Quality of judicial processes index (0–18)	6.0
Reliability of supply and transparency of tariffs index (0–8)	0	Postfiling index (0–100)	26.68		
Registering property (rank)	146			Resolving insolvency (rank)	168
DTF score for registering property (0–100)	49.12			DTF score for resolving insolvency (0–100)	0.00
Procedures (number)	5			Time (years)	no practice
Time (days)	513			Cost (% of estate)	no practice
Cost (% of property value)	0.0			Recovery rate (cents on the dollar)	0.0
Quality of land administration index (0–30)	9.0			Strength of insolvency framework index (0–16)	0.0
KOREA, REP.		OECD high income		GNI per capita (US\$)	
Ease of doing business rank (1–190)	4	Overall distance to frontier (DTF) score (0–100)	83.92	Population	51,245,707
Starting a business (rank)	9	Getting credit (rank)	55	Trading across borders (rank)	33
DTF score for starting a business (0–100)	95.83	DTF score for getting credit (0–100)	65.00	DTF score for trading across borders (0–100)	92.52
Procedures (number)	2	Strength of legal rights index (0–12)	5	Time to export	
Time (days)	4	Depth of credit information index (0–8)	8	Documentary compliance (hours)	1
Cost (% of income per capita)	14.6	Credit bureau coverage (% of adults)	100.0	Border compliance (hours)	13
Minimum capital (% of income per capita)	0.0	Credit registry coverage (% of adults)	0.0	Cost to export	
				Documentary compliance (US\$)	11
Dealing with construction permits (rank)	28	Protecting minority investors (rank)	20	Border compliance (US\$)	185
DTF score for dealing with construction permits (0–100)	77.74	DTF score for protecting minority investors (0–100)	71.67	Time to import	
Procedures (number)	10	Extent of disclosure index (0–10)	7	Documentary compliance (hours)	1
Time (days)	27.5	Extent of director liability index (0–10)	6	Border compliance (hours)	6
Cost (% of warehouse value)	4.4	Ease of shareholder suits index (0–10)	8	Cost to import	
Building quality control index (0–15)	8.0	Extent of shareholder rights index (0–10)	7	Documentary compliance (US\$)	27
		Extent of ownership and control index (0–10)	6	Border compliance (US\$)	315
		Extent of corporate transparency index (0–10)	9		
Getting electricity (rank)	2	Paying taxes (rank)	24	Enforcing contracts (rank)	1
DTF score for getting electricity (0–100)	99.89	DTF score for paying taxes (0–100)	86.69	DTF score for enforcing contracts (0–100)	84.15
Procedures (number)	3	Payments (number per year)	12	Time (days)	290
Time (days)	13	Time (hours per year)	188	Cost (% of claim)	12.7
Cost (% of income per capita)	37.0	Total tax and contribution rate (% of profit)	33.1	Quality of judicial processes index (0–18)	14.5
Reliability of supply and transparency of tariffs index (0–8)	8	Postfiling index (0–100)	93.04		
Registering property (rank)	39			Resolving insolvency (rank)	5
DTF score for registering property (0–100)	76.34			DTF score for resolving insolvency (0–100)	89.33
Procedures (number)	7			Time (years)	1.5
Time (days)	5.5			Cost (% of estate)	3.5
Cost (% of property value)	5.1			Recovery rate (cents on the dollar)	84.7
Quality of land administration index (0–30)	27.5			Strength of insolvency framework index (0–16)	14.0
KOSOVO		Europe & Central Asia		GNI per capita (US\$)	
Ease of doing business rank (1–190)	40	Overall distance to frontier (DTF) score (0–100)	73.49	Population	1,816,200
✓ Starting a business (rank)	10	✓ Getting credit (rank)	12	Trading across borders (rank)	48
DTF score for starting a business (0–100)	95.67	DTF score for getting credit (0–100)	85.00	DTF score for trading across borders (0–100)	86.87
Procedures (number)	3	Strength of legal rights index (0–12)	11	Time to export	
Time (days)	5.5	Depth of credit information index (0–8)	6	Documentary compliance (hours)	38
Cost (% of income per capita)	1.0	Credit bureau coverage (% of adults)	0.0	Border compliance (hours)	28
Minimum capital (% of income per capita)	0.0	Credit registry coverage (% of adults)	40.5	Cost to export	
				Documentary compliance (US\$)	127
Dealing with construction permits (rank)	122	Protecting minority investors (rank)	89	Border compliance (US\$)	105
DTF score for dealing with construction permits (0–100)	63.72	DTF score for protecting minority investors (0–100)	53.33	Time to import	
Procedures (number)	15	Extent of disclosure index (0–10)	6	Documentary compliance (hours)	6
Time (days)	152	Extent of director liability index (0–10)	6	Border compliance (hours)	16
Cost (% of warehouse value)	5.8	Ease of shareholder suits index (0–10)	4	Cost to import	
Building quality control index (0–15)	9.0	Extent of shareholder rights index (0–10)	9	Documentary compliance (US\$)	42
		Extent of ownership and control index (0–10)	2	Border compliance (US\$)	128
		Extent of corporate transparency index (0–10)	5		
Getting electricity (rank)	106	Paying taxes (rank)	45	Enforcing contracts (rank)	49
DTF score for getting electricity (0–100)	66.12	DTF score for paying taxes (0–100)	80.28	DTF score for enforcing contracts (0–100)	65.66
Procedures (number)	6	Payments (number per year)	10	Time (days)	330
Time (days)	36	Time (hours per year)	155	Cost (% of claim)	34.4
Cost (% of income per capita)	219.1	Total tax and contribution rate (% of profit)	15.2	Quality of judicial processes index (0–18)	9.5
Reliability of supply and transparency of tariffs index (0–8)	2	Postfiling index (0–100)	49.16		
Registering property (rank)	34			✓ Resolving insolvency (rank)	49
DTF score for registering property (0–100)	78.12			DTF score for resolving insolvency (0–100)	60.13
Procedures (number)	6			Time (years)	2.0
Time (days)	27			Cost (% of estate)	15.0
Cost (% of property value)	0.3			Recovery rate (cents on the dollar)	39.1
Quality of land administration index (0–30)	20.5			Strength of insolvency framework index (0–16)	12.5

Note: Most indicator sets refer to a case scenario in the largest business city of an economy, though for 11 economies the data are a population-weighted average for the two largest business cities. For some indicators a result of "no practice" may be recorded for an economy; see the data notes for more details. In starting a business, procedures (number), time (days) and cost (% of income per capita) are calculated as the average of both men and women. For the postfiling index, a result of "not applicable" may be recorded for an economy.

✓ Reform making it easier to do business ✗ Change making it more difficult to do business

KUWAIT		Middle East & North Africa		GNI per capita (US\$)	39,050
Ease of doing business rank (1–190)	96	Overall distance to frontier (DTF) score (0–100)	61.23	Population	4,052,584
✓ Starting a business (rank)	149	Getting credit (rank)	133	Trading across borders (rank)	154
DTF score for starting a business (0–100)	77.21	DTF score for getting credit (0–100)	35.00	DTF score for trading across borders (0–100)	54.24
Procedures (number)	9.5	Strength of legal rights index (0–12)	1	Time to export	
Time (days)	38.5	Depth of credit information index (0–8)	6	Documentary compliance (hours)	72
Cost (% of income per capita)	1.7	Credit bureau coverage (% of adults)	31.0	Border compliance (hours)	96
Minimum capital (% of income per capita)	8.5	Credit registry coverage (% of adults)	15.0	Cost to export	
				Documentary compliance (US\$)	191
Dealing with construction permits (rank)	129	Protecting minority investors (rank)	81	Border compliance (US\$)	602
DTF score for dealing with construction permits (0–100)	62.20	DTF score for protecting minority investors (0–100)	55.00	Time to import	
Procedures (number)	23	Extent of disclosure index (0–10)	4	Documentary compliance (hours)	96
Time (days)	236	Extent of director liability index (0–10)	9	Border compliance (hours)	89
Cost (% of warehouse value)	1.1	Ease of shareholder suits index (0–10)	4	Cost to import	
Building quality control index (0–15)	13.0	Extent of shareholder rights index (0–10)	3	Documentary compliance (US\$)	332
		Extent of ownership and control index (0–10)	5	Border compliance (US\$)	491
		Extent of corporate transparency index (0–10)	8		
Getting electricity (rank)	97	Paying taxes (rank)	6	Enforcing contracts (rank)	73
DTF score for getting electricity (0–100)	69.60	DTF score for paying taxes (0–100)	92.48	DTF score for enforcing contracts (0–100)	59.58
Procedures (number)	7	Payments (number per year)	12	Time (days)	566
Time (days)	85	Time (hours per year)	98	Cost (% of claim)	18.6
Cost (% of income per capita)	64.2	Total tax and contribution rate (% of profit)	13.0	Quality of judicial processes index (0–18)	6.5
Reliability of supply and transparency of tariffs index (0–8)	6	Postfiling index (0–100)	not applicable		
✓ Registering property (rank)	70			Resolving insolvency (rank)	110
DTF score for registering property (0–100)	67.55			DTF score for resolving insolvency (0–100)	39.44
Procedures (number)	9			Time (years)	4.2
Time (days)	35			Cost (% of estate)	10.0
Cost (% of property value)	0.5			Recovery rate (cents on the dollar)	32.6
Quality of land administration index (0–30)	17.0			Strength of insolvency framework index (0–16)	7.0
KYRGYZ REPUBLIC		Europe & Central Asia		GNI per capita (US\$)	1,100
Ease of doing business rank (1–190)	77	Overall distance to frontier (DTF) score (0–100)	65.70	Population	6,082,700
Starting a business (rank)	29	✓ Getting credit (rank)	29	Trading across borders (rank)	84
DTF score for starting a business (0–100)	92.94	DTF score for getting credit (0–100)	75.00	DTF score for trading across borders (0–100)	73.34
Procedures (number)	4	Strength of legal rights index (0–12)	9	Time to export	
Time (days)	10	Depth of credit information index (0–8)	6	Documentary compliance (hours)	21
Cost (% of income per capita)	2.1	Credit bureau coverage (% of adults)	37.0	Border compliance (hours)	20
Minimum capital (% of income per capita)	0.0	Credit registry coverage (% of adults)	0.0	Cost to export	
				Documentary compliance (US\$)	145
Dealing with construction permits (rank)	31	Protecting minority investors (rank)	51	Border compliance (US\$)	445
DTF score for dealing with construction permits (0–100)	76.85	DTF score for protecting minority investors (0–100)	61.67	Time to import	
Procedures (number)	11	Extent of disclosure index (0–10)	7	Documentary compliance (hours)	36
Time (days)	142	Extent of director liability index (0–10)	5	Border compliance (hours)	72
Cost (% of warehouse value)	1.7	Ease of shareholder suits index (0–10)	8	Cost to import	
Building quality control index (0–15)	11.0	Extent of shareholder rights index (0–10)	4	Documentary compliance (US\$)	200
		Extent of ownership and control index (0–10)	6	Border compliance (US\$)	512
		Extent of corporate transparency index (0–10)	7		
Getting electricity (rank)	164	Paying taxes (rank)	151	Enforcing contracts (rank)	139
DTF score for getting electricity (0–100)	44.19	DTF score for paying taxes (0–100)	56.55	DTF score for enforcing contracts (0–100)	48.57
Procedures (number)	7	Payments (number per year)	51	Time (days)	410
Time (days)	125	Time (hours per year)	225	Cost (% of claim)	47.0
Cost (% of income per capita)	814.4	Total tax and contribution rate (% of profit)	29.0	Quality of judicial processes index (0–18)	4.0
Reliability of supply and transparency of tariffs index (0–8)	0	Postfiling index (0–100)	37.38		
✗ Registering property (rank)	8			Resolving insolvency (rank)	119
DTF score for registering property (0–100)	90.21			DTF score for resolving insolvency (0–100)	37.67
Procedures (number)	3			Time (years)	1.5
Time (days)	3.5			Cost (% of estate)	15.0
Cost (% of property value)	0.2			Recovery rate (cents on the dollar)	35.2
Quality of land administration index (0–30)	24.0			Strength of insolvency framework index (0–16)	6.0
LAO PDR		East Asia & Pacific		GNI per capita (US\$)	2,150
Ease of doing business rank (1–190)	141	Overall distance to frontier (DTF) score (0–100)	53.01	Population	6,758,353
Starting a business (rank)	164	Getting credit (rank)	77	Trading across borders (rank)	124
DTF score for starting a business (0–100)	72.56	DTF score for getting credit (0–100)	55.00	DTF score for trading across borders (0–100)	62.98
Procedures (number)	8	Strength of legal rights index (0–12)	6	Time to export	
Time (days)	67	Depth of credit information index (0–8)	5	Documentary compliance (hours)	216
Cost (% of income per capita)	3.5	Credit bureau coverage (% of adults)	0.0	Border compliance (hours)	12
Minimum capital (% of income per capita)	0.0	Credit registry coverage (% of adults)	11.2	Cost to export	
				Documentary compliance (US\$)	235
Dealing with construction permits (rank)	40	Protecting minority investors (rank)	172	Border compliance (US\$)	73
DTF score for dealing with construction permits (0–100)	75.25	DTF score for protecting minority investors (0–100)	31.67	Time to import	
Procedures (number)	11	Extent of disclosure index (0–10)	6	Documentary compliance (hours)	216
Time (days)	83	Extent of director liability index (0–10)	1	Border compliance (hours)	14
Cost (% of warehouse value)	0.4	Ease of shareholder suits index (0–10)	3	Cost to import	
Building quality control index (0–15)	6.5	Extent of shareholder rights index (0–10)	4	Documentary compliance (US\$)	115
		Extent of ownership and control index (0–10)	4	Border compliance (US\$)	153
		Extent of corporate transparency index (0–10)	1		
Getting electricity (rank)	149	Paying taxes (rank)	156	Enforcing contracts (rank)	97
DTF score for getting electricity (0–100)	52.65	DTF score for paying taxes (0–100)	54.18	DTF score for enforcing contracts (0–100)	56.22
Procedures (number)	6	Payments (number per year)	35	Time (days)	443
Time (days)	134	Time (hours per year)	362	Cost (% of claim)	31.6
Cost (% of income per capita)	1,132.5	Total tax and contribution rate (% of profit)	26.2	Quality of judicial processes index (0–18)	5.5
Reliability of supply and transparency of tariffs index (0–8)	2	Postfiling index (0–100)	18.57		
Registering property (rank)	65			Resolving insolvency (rank)	168
DTF score for registering property (0–100)	69.55			DTF score for resolving insolvency (0–100)	0.00
Procedures (number)	4			Time (years)	no practice
Time (days)	53			Cost (% of estate)	no practice
Cost (% of property value)	1.0			Recovery rate (cents on the dollar)	0.0
Quality of land administration index (0–30)	10.5			Strength of insolvency framework index (0–16)	0.0

Note: Most indicator sets refer to a case scenario in the largest business city of an economy, though for 11 economies the data are a population-weighted average for the two largest business cities. For some indicators a result of “no practice” may be recorded for an economy; see the data notes for more details. In starting a business, procedures (number), time (days) and cost (% of income per capita) are calculated as the average of both men and women. For the postfiling index, a result of “not applicable” may be recorded for an economy.

✓ Reform making it easier to do business ✗ Change making it more difficult to do business

LATVIA		OECD high income		GNI per capita (US\$)	
Ease of doing business rank (1–190)	19	Overall distance to frontier (DTF) score (0–100)	79.26	Population	1,960,424
Starting a business (rank)	21	Getting credit (rank)	12	Trading across borders (rank)	25
DTF score for starting a business (0–100)	94.11	DTF score for getting credit (0–100)	85.00	DTF score for trading across borders (0–100)	95.26
Procedures (number)	4	Strength of legal rights index (0–12)	9	Time to export	
Time (days)	5.5	Depth of credit information index (0–8)	8	Documentary compliance (hours)	2
Cost (% of income per capita)	1.8	Credit bureau coverage (% of adults)	43.1	Border compliance (hours)	24
Minimum capital (% of income per capita)	0.0	Credit registry coverage (% of adults)	88.8	Cost to export	
				Documentary compliance (US\$)	35
Dealing with construction permits (rank)	49	Protecting minority investors (rank)	43	Border compliance (US\$)	150
DTF score for dealing with construction permits (0–100)	73.41	DTF score for protecting minority investors (0–100)	63.33	Time to import	
Procedures (number)	14	Extent of disclosure index (0–10)	5	Documentary compliance (hours)	1
Time (days)	192	Extent of director liability index (0–10)	4	Border compliance (hours)	0
Cost (% of warehouse value)	0.5	Ease of shareholder suits index (0–10)	9	Cost to import	
Building quality control index (0–15)	12.0	Extent of shareholder rights index (0–10)	7	Documentary compliance (US\$)	0
		Extent of ownership and control index (0–10)	5	Border compliance (US\$)	0
		Extent of corporate transparency index (0–10)	8		
Getting electricity (rank)	62	Paying taxes (rank)	13	Enforcing contracts (rank)	20
DTF score for getting electricity (0–100)	79.05	DTF score for paying taxes (0–100)	89.79	DTF score for enforcing contracts (0–100)	71.66
Procedures (number)	4	Payments (number per year)	7	Time (days)	469
Time (days)	107	Time (hours per year)	168.5	Cost (% of claim)	23.1
Cost (% of income per capita)	278.1	Total tax and contribution rate (% of profit)	35.9	Quality of judicial processes index (0–18)	12.5
Reliability of supply and transparency of tariffs index (0–8)	6	Postfiling index (0–100)	98.11		
Registering property (rank)	22			Resolving insolvency (rank)	53
DTF score for registering property (0–100)	81.87			DTF score for resolving insolvency (0–100)	59.10
Procedures (number)	4			Time (years)	1.5
Time (days)	16.5			Cost (% of estate)	10.0
Cost (% of property value)	2.0			Recovery rate (cents on the dollar)	40.1
Quality of land administration index (0–30)	22.0			Strength of insolvency framework index (0–16)	12.0
LEBANON		Middle East & North Africa		GNI per capita (US\$)	
Ease of doing business rank (1–190)	133	Overall distance to frontier (DTF) score (0–100)	54.67	Population	6,006,668
Starting a business (rank)	143	Getting credit (rank)	122	Trading across borders (rank)	140
DTF score for starting a business (0–100)	78.17	DTF score for getting credit (0–100)	40.00	DTF score for trading across borders (0–100)	59.71
Procedures (number)	8	Strength of legal rights index (0–12)	2	Time to export	
Time (days)	15	Depth of credit information index (0–8)	6	Documentary compliance (hours)	48
Cost (% of income per capita)	42.0	Credit bureau coverage (% of adults)	0.0	Border compliance (hours)	96
Minimum capital (% of income per capita)	42.3	Credit registry coverage (% of adults)	22.9	Cost to export	
				Documentary compliance (US\$)	100
Dealing with construction permits (rank)	142	Protecting minority investors (rank)	138	Border compliance (US\$)	410
DTF score for dealing with construction permits (0–100)	59.66	DTF score for protecting minority investors (0–100)	41.67	Time to import	
Procedures (number)	19	Extent of disclosure index (0–10)	9	Documentary compliance (hours)	72
Time (days)	249	Extent of director liability index (0–10)	1	Border compliance (hours)	180
Cost (% of warehouse value)	5.6	Ease of shareholder suits index (0–10)	5	Cost to import	
Building quality control index (0–15)	13.0	Extent of shareholder rights index (0–10)	4	Documentary compliance (US\$)	135
		Extent of ownership and control index (0–10)	1	Border compliance (US\$)	695
		Extent of corporate transparency index (0–10)	5		
Getting electricity (rank)	123	Paying taxes (rank)	113	Enforcing contracts (rank)	134
DTF score for getting electricity (0–100)	60.07	DTF score for paying taxes (0–100)	68.21	DTF score for enforcing contracts (0–100)	49.85
Procedures (number)	5	Payments (number per year)	20	Time (days)	721
Time (days)	75	Time (hours per year)	181	Cost (% of claim)	30.8
Cost (% of income per capita)	130.2	Total tax and contribution rate (% of profit)	30.3	Quality of judicial processes index (0–18)	6.0
Reliability of supply and transparency of tariffs index (0–8)	0	Postfiling index (0–100)	27.48		
Registering property (rank)	102			Resolving insolvency (rank)	147
DTF score for registering property (0–100)	59.93			DTF score for resolving insolvency (0–100)	29.42
Procedures (number)	8			Time (years)	3.0
Time (days)	34			Cost (% of estate)	15.0
Cost (% of property value)	5.9			Recovery rate (cents on the dollar)	31.4
Quality of land administration index (0–30)	16.0			Strength of insolvency framework index (0–16)	4.0
LESOTHO		Sub-Saharan Africa		GNI per capita (US\$)	
Ease of doing business rank (1–190)	104	Overall distance to frontier (DTF) score (0–100)	60.42	Population	2,203,821
Starting a business (rank)	119	Getting credit (rank)	77	Trading across borders (rank)	40
DTF score for starting a business (0–100)	83.06	DTF score for getting credit (0–100)	55.00	DTF score for trading across borders (0–100)	91.60
Procedures (number)	7	Strength of legal rights index (0–12)	5	Time to export	
Time (days)	29	Depth of credit information index (0–8)	6	Documentary compliance (hours)	3
Cost (% of income per capita)	7.7	Credit bureau coverage (% of adults)	7.5	Border compliance (hours)	4
Minimum capital (% of income per capita)	0.0	Credit registry coverage (% of adults)	0.0	Cost to export	
				Documentary compliance (US\$)	90
Dealing with construction permits (rank)	167	Protecting minority investors (rank)	108	Border compliance (US\$)	150
DTF score for dealing with construction permits (0–100)	51.57	DTF score for protecting minority investors (0–100)	50.00	Time to import	
Procedures (number)	10	Extent of disclosure index (0–10)	3	Documentary compliance (hours)	3
Time (days)	183	Extent of director liability index (0–10)	4	Border compliance (hours)	5
Cost (% of warehouse value)	12.4	Ease of shareholder suits index (0–10)	9	Cost to import	
Building quality control index (0–15)	5.0	Extent of shareholder rights index (0–10)	6	Documentary compliance (US\$)	90
		Extent of ownership and control index (0–10)	3	Border compliance (US\$)	150
		Extent of corporate transparency index (0–10)	5		
Getting electricity (rank)	152	Paying taxes (rank)	111	Enforcing contracts (rank)	95
DTF score for getting electricity (0–100)	52.09	DTF score for paying taxes (0–100)	68.68	DTF score for enforcing contracts (0–100)	57.18
Procedures (number)	5	Payments (number per year)	32	Time (days)	615
Time (days)	114	Time (hours per year)	333	Cost (% of claim)	31.3
Cost (% of income per capita)	1,341.8	Total tax and contribution rate (% of profit)	13.6	Quality of judicial processes index (0–18)	8.5
Reliability of supply and transparency of tariffs index (0–8)	0	Postfiling index (0–100)	66.94		
Registering property (rank)	109			Resolving insolvency (rank)	124
DTF score for registering property (0–100)	58.12			DTF score for resolving insolvency (0–100)	36.91
Procedures (number)	4			Time (years)	2.6
Time (days)	43			Cost (% of estate)	20.0
Cost (% of property value)	8.1			Recovery rate (cents on the dollar)	27.9
Quality of land administration index (0–30)	9.5			Strength of insolvency framework index (0–16)	7.0

Note: Most indicator sets refer to a case scenario in the largest business city of an economy, though for 11 economies the data are a population-weighted average for the two largest business cities. For some indicators a result of "no practice" may be recorded for an economy; see the data notes for more details. In starting a business, procedures (number), time (days) and cost (% of income per capita) are calculated as the average of both men and women. For the postfiling index, a result of "not applicable" may be recorded for an economy.

✓ Reform making it easier to do business ✗ Change making it more difficult to do business

LIBERIA		Sub-Saharan Africa		GNI per capita (US\$)	
Ease of doing business rank (1–190)	172	Overall distance to frontier (DTF) score (0–100)	43.55	Population	4,613,823
Starting a business (rank)	54	Getting credit (rank)	105	Trading across borders (rank)	177
DTF score for starting a business (0–100)	90.77	DTF score for getting credit (0–100)	45.00	DTF score for trading across borders (0–100)	27.77
Procedures (number)	5	Strength of legal rights index (0–12)	9	Time to export	
Time (days)	6	Depth of credit information index (0–8)	0	Documentary compliance (hours)	144
Cost (% of income per capita)	15.7	Credit bureau coverage (% of adults)	0.0	Border compliance (hours)	193
Minimum capital (% of income per capita)	0.0	Credit registry coverage (% of adults)	1.9	Cost to export	
				Documentary compliance (US\$)	155
Dealing with construction permits (rank)	184	Protecting minority investors (rank)	177	Border compliance (US\$)	1113
DTF score for dealing with construction permits (0–100)	28.94	DTF score for protecting minority investors (0–100)	26.67	Time to import	
Procedures (number)	25	Extent of disclosure index (0–10)	4	Documentary compliance (hours)	144
Time (days)	87	Extent of director liability index (0–10)	1	Border compliance (hours)	217
Cost (% of warehouse value)	39.1	Ease of shareholder suits index (0–10)	6	Cost to import	
Building quality control index (0–15)	2.0	Extent of shareholder rights index (0–10)	3	Documentary compliance (US\$)	230
		Extent of ownership and control index (0–10)	1	Border compliance (US\$)	1,013
		Extent of corporate transparency index (0–10)	1		
Getting electricity (rank)	176	Paying taxes (rank)	69	Enforcing contracts (rank)	174
DTF score for getting electricity (0–100)	32.95	DTF score for paying taxes (0–100)	76.70	DTF score for enforcing contracts (0–100)	35.23
Procedures (number)	4	Payments (number per year)	33	Time (days)	1,300
Time (days)	482	Time (hours per year)	139.5	Cost (% of claim)	35.0
Cost (% of income per capita)	4,174.9	Total tax and contribution rate (% of profit)	45.5	Quality of judicial processes index (0–18)	7.5
Reliability of supply and transparency of tariffs index (0–8)	0	Postfiling index (0–100)	98.62	Resolving insolvency (rank)	106
Registering property (rank)	183			DTF score for resolving insolvency (0–100)	40.43
DTF score for registering property (0–100)	31.04			Time (years)	3.0
Procedures (number)	10			Cost (% of estate)	30.0
Time (days)	44			Recovery rate (cents on the dollar)	17.1
Cost (% of property value)	13.8			Strength of insolvency framework index (0–16)	10.0
Quality of land administration index (0–30)	3.5				
LIBYA		Middle East & North Africa		GNI per capita (US\$)	
Ease of doing business rank (1–190)	185	Overall distance to frontier (DTF) score (0–100)	33.21	Population	6,293,253
Starting a business (rank)	167	Getting credit (rank)	186	Trading across borders (rank)	118
DTF score for starting a business (0–100)	71.72	DTF score for getting credit (0–100)	0.00	DTF score for trading across borders (0–100)	64.66
Procedures (number)	10	Strength of legal rights index (0–12)	0	Time to export	
Time (days)	35	Depth of credit information index (0–8)	0	Documentary compliance (hours)	72
Cost (% of income per capita)	30.3	Credit bureau coverage (% of adults)	0.0	Border compliance (hours)	72
Minimum capital (% of income per capita)	41.5	Credit registry coverage (% of adults)	0.6	Cost to export	
				Documentary compliance (US\$)	50
Dealing with construction permits (rank)	186	Protecting minority investors (rank)	183	Border compliance (US\$)	575
DTF score for dealing with construction permits (0–100)	0.00	DTF score for protecting minority investors (0–100)	25.00	Time to import	
Procedures (number)	no practice	Extent of disclosure index (0–10)	4	Documentary compliance (hours)	96
Time (days)	no practice	Extent of director liability index (0–10)	1	Border compliance (hours)	79
Cost (% of warehouse value)	no practice	Ease of shareholder suits index (0–10)	4	Cost to import	
Building quality control index (0–15)	0.0	Extent of shareholder rights index (0–10)	4	Documentary compliance (US\$)	60
		Extent of ownership and control index (0–10)	1	Border compliance (US\$)	637
		Extent of corporate transparency index (0–10)	1		
Getting electricity (rank)	130	Paying taxes (rank)	128	Enforcing contracts (rank)	141
DTF score for getting electricity (0–100)	58.66	DTF score for paying taxes (0–100)	63.61	DTF score for enforcing contracts (0–100)	48.41
Procedures (number)	4	Payments (number per year)	19	Time (days)	690
Time (days)	118	Time (hours per year)	889	Cost (% of claim)	27.0
Cost (% of income per capita)	422.4	Total tax and contribution rate (% of profit)	32.6	Quality of judicial processes index (0–18)	4.0
Reliability of supply and transparency of tariffs index (0–8)	0	Postfiling index (0–100)	90.16	Resolving insolvency (rank)	168
Registering property (rank)	187			DTF score for resolving insolvency (0–100)	0.00
DTF score for registering property (0–100)	0.00			Time (years)	no practice
Procedures (number)	no practice			Cost (% of estate)	no practice
Time (days)	no practice			Recovery rate (cents on the dollar)	0.0
Cost (% of property value)	no practice			Strength of insolvency framework index (0–16)	0.0
Quality of land administration index (0–30)	0.0				
LITHUANIA		Europe & Central Asia		GNI per capita (US\$)	
Ease of doing business rank (1–190)	16	Overall distance to frontier (DTF) score (0–100)	79.87	Population	2,872,298
Starting a business (rank)	27	Getting credit (rank)	42	Trading across borders (rank)	19
DTF score for starting a business (0–100)	93.05	DTF score for getting credit (0–100)	70.00	DTF score for trading across borders (0–100)	97.70
Procedures (number)	4	Strength of legal rights index (0–12)	6	Time to export	
Time (days)	5.5	Depth of credit information index (0–8)	8	Documentary compliance (hours)	3
Cost (% of income per capita)	0.6	Credit bureau coverage (% of adults)	100.0	Border compliance (hours)	9
Minimum capital (% of income per capita)	19.3	Credit registry coverage (% of adults)	45.3	Cost to export	
				Documentary compliance (US\$)	28
Dealing with construction permits (rank)	12	Protecting minority investors (rank)	43	Border compliance (US\$)	58
DTF score for dealing with construction permits (0–100)	81.43	DTF score for protecting minority investors (0–100)	63.33	Time to import	
Procedures (number)	13	Extent of disclosure index (0–10)	7	Documentary compliance (hours)	1
Time (days)	75	Extent of director liability index (0–10)	4	Border compliance (hours)	0
Cost (% of warehouse value)	0.3	Ease of shareholder suits index (0–10)	7	Cost to import	
Building quality control index (0–15)	11.0	Extent of shareholder rights index (0–10)	6	Documentary compliance (US\$)	0
		Extent of ownership and control index (0–10)	6	Border compliance (US\$)	0
		Extent of corporate transparency index (0–10)	8		
Getting electricity (rank)	33	Paying taxes (rank)	18	Enforcing contracts (rank)	4
DTF score for getting electricity (0–100)	84.25	DTF score for paying taxes (0–100)	87.81	DTF score for enforcing contracts (0–100)	78.80
Procedures (number)	5	Payments (number per year)	11	Time (days)	370
Time (days)	85	Time (hours per year)	109.3	Cost (% of claim)	23.6
Cost (% of income per capita)	42.0	Total tax and contribution rate (% of profit)	42.7	Quality of judicial processes index (0–18)	15.0
Reliability of supply and transparency of tariffs index (0–8)	8	Postfiling index (0–100)	97.52	Resolving insolvency (rank)	70
Registering property (rank)	3			DTF score for resolving insolvency (0–100)	49.37
DTF score for registering property (0–100)	92.94			Time (years)	2.3
Procedures (number)	3			Cost (% of estate)	10.0
Time (days)	3.5			Recovery rate (cents on the dollar)	45.3
Cost (% of property value)	0.8			Strength of insolvency framework index (0–16)	8.0
Quality of land administration index (0–30)	28.5				

Note: Most indicator sets refer to a case scenario in the largest business city of an economy, though for 11 economies the data are a population-weighted average for the two largest business cities. For some indicators a result of "no practice" may be recorded for an economy; see the data notes for more details. In starting a business, procedures (number), time (days) and cost (% of income per capita) are calculated as the average of both men and women. For the postfiling index, a result of "not applicable" may be recorded for an economy.

✓ Reform making it easier to do business ✗ Change making it more difficult to do business

LUXEMBOURG		OECD high income		GNI per capita (US\$)	
Ease of doing business rank (1–190)	63	Overall distance to frontier (DTF) score (0–100)	69.01	Population	582,972
Starting a business (rank)	70	Getting credit (rank)	173	Trading across borders (rank)	1
DTF score for starting a business (0–100)	88.76	DTF score for getting credit (0–100)	15.00	DTF score for trading across borders (0–100)	100.00
Procedures (number)	5	Strength of legal rights index (0–12)	3	Time to export	
Time (days)	16.5	Depth of credit information index (0–8)	0	Documentary compliance (hours)	1
Cost (% of income per capita)	1.7	Credit bureau coverage (% of adults)	0.0	Border compliance (hours)	0
Minimum capital (% of income per capita)	18.0	Credit registry coverage (% of adults)	0.0	Cost to export	
				Documentary compliance (US\$)	0
Dealing with construction permits (rank)	7	✓ Protecting minority investors (rank)	119	Border compliance (US\$)	0
DTF score for dealing with construction permits (0–100)	83.71	DTF score for protecting minority investors (0–100)	48.33	Time to import	
Procedures (number)	11	Extent of disclosure index (0–10)	6	Documentary compliance (hours)	1
Time (days)	157	Extent of director liability index (0–10)	5	Border compliance (hours)	0
Cost (% of warehouse value)	0.7	Ease of shareholder suits index (0–10)	4	Cost to import	
Building quality control index (0–15)	15.0	Extent of shareholder rights index (0–10)	5	Documentary compliance (US\$)	0
		Extent of ownership and control index (0–10)	2	Border compliance (US\$)	0
		Extent of corporate transparency index (0–10)	7		
Getting electricity (rank)	31	Paying taxes (rank)	21	Enforcing contracts (rank)	14
DTF score for getting electricity (0–100)	84.31	DTF score for paying taxes (0–100)	87.37	DTF score for enforcing contracts (0–100)	73.32
Procedures (number)	5	Payments (number per year)	23	Time (days)	321
Time (days)	56	Time (hours per year)	55	Cost (% of claim)	9.7
Cost (% of income per capita)	34.4	Total tax and contribution rate (% of profit)	20.5	Quality of judicial processes index (0–18)	8.5
Reliability of supply and transparency of tariffs index (0–8)	7	Postfiling index (0–100)	83.75		
Registering property (rank)	88			Resolving insolvency (rank)	86
DTF score for registering property (0–100)	63.85			DTF score for resolving insolvency (0–100)	45.42
Procedures (number)	7			Time (years)	2.0
Time (days)	26.5			Cost (% of estate)	14.5
Cost (% of property value)	10.1			Recovery rate (cents on the dollar)	43.8
Quality of land administration index (0–30)	25.5			Strength of insolvency framework index (0–16)	7.0
MACEDONIA, FYR		Europe & Central Asia		GNI per capita (US\$)	
Ease of doing business rank (1–190)	11	Overall distance to frontier (DTF) score (0–100)	81.18	Population	2,081,206
Starting a business (rank)	22	Getting credit (rank)	12	Trading across borders (rank)	27
DTF score for starting a business (0–100)	93.94	DTF score for getting credit (0–100)	85.00	DTF score for trading across borders (0–100)	93.87
Procedures (number)	4	Strength of legal rights index (0–12)	10	Time to export	
Time (days)	7	Depth of credit information index (0–8)	7	Documentary compliance (hours)	2
Cost (% of income per capita)	0.1	Credit bureau coverage (% of adults)	100.0	Border compliance (hours)	9
Minimum capital (% of income per capita)	0.0	Credit registry coverage (% of adults)	39.7	Cost to export	
				Documentary compliance (US\$)	45
Dealing with construction permits (rank)	26	Protecting minority investors (rank)	4	Border compliance (US\$)	103
DTF score for dealing with construction permits (0–100)	78.01	DTF score for protecting minority investors (0–100)	80.00	Time to import	
Procedures (number)	11	Extent of disclosure index (0–10)	10	Documentary compliance (hours)	3
Time (days)	96	Extent of director liability index (0–10)	9	Border compliance (hours)	8
Cost (% of warehouse value)	6.1	Ease of shareholder suits index (0–10)	5	Cost to import	
Building quality control index (0–15)	13.0	Extent of shareholder rights index (0–10)	8	Documentary compliance (US\$)	50
		Extent of ownership and control index (0–10)	7	Border compliance (US\$)	150
		Extent of corporate transparency index (0–10)	9		
Getting electricity (rank)	53	Paying taxes (rank)	29	Enforcing contracts (rank)	35
DTF score for getting electricity (0–100)	81.42	DTF score for paying taxes (0–100)	84.72	DTF score for enforcing contracts (0–100)	67.79
Procedures (number)	3	Payments (number per year)	7	Time (days)	634
Time (days)	97	Time (hours per year)	119	Cost (% of claim)	28.8
Cost (% of income per capita)	200.1	Total tax and contribution rate (% of profit)	13.0	Quality of judicial processes index (0–18)	14.0
Reliability of supply and transparency of tariffs index (0–8)	5	Postfiling index (0–100)	56.36		
Registering property (rank)	48			Resolving insolvency (rank)	30
DTF score for registering property (0–100)	74.49			DTF score for resolving insolvency (0–100)	72.54
Procedures (number)	7			Time (years)	1.5
Time (days)	30			Cost (% of estate)	10.0
Cost (% of property value)	3.2			Recovery rate (cents on the dollar)	47.7
Quality of land administration index (0–30)	25.0			Strength of insolvency framework index (0–16)	15.0
MADAGASCAR		Sub-Saharan Africa		GNI per capita (US\$)	
Ease of doing business rank (1–190)	162	Overall distance to frontier (DTF) score (0–100)	47.67	Population	24,894,551
✓ Starting a business (rank)	76	✓ Getting credit (rank)	133	Trading across borders (rank)	134
DTF score for starting a business (0–100)	87.76	DTF score for getting credit (0–100)	35.00	DTF score for trading across borders (0–100)	60.95
Procedures (number)	5	Strength of legal rights index (0–12)	2	Time to export	
Time (days)	8	Depth of credit information index (0–8)	5	Documentary compliance (hours)	49
Cost (% of income per capita)	35.8	Credit bureau coverage (% of adults)	0.0	Border compliance (hours)	70
Minimum capital (% of income per capita)	0.0	Credit registry coverage (% of adults)	5.1	Cost to export	
				Documentary compliance (US\$)	117
Dealing with construction permits (rank)	183	Protecting minority investors (rank)	96	Border compliance (US\$)	868
DTF score for dealing with construction permits (0–100)	35.88	DTF score for protecting minority investors (0–100)	51.67	Time to import	
Procedures (number)	16	Extent of disclosure index (0–10)	7	Documentary compliance (hours)	58
Time (days)	185	Extent of director liability index (0–10)	6	Border compliance (hours)	99
Cost (% of warehouse value)	54.5	Ease of shareholder suits index (0–10)	5	Cost to import	
Building quality control index (0–15)	5.0	Extent of shareholder rights index (0–10)	4	Documentary compliance (US\$)	150
		Extent of ownership and control index (0–10)	5	Border compliance (US\$)	595
		Extent of corporate transparency index (0–10)	4		
Getting electricity (rank)	184	Paying taxes (rank)	131	Enforcing contracts (rank)	158
DTF score for getting electricity (0–100)	21.07	DTF score for paying taxes (0–100)	62.70	DTF score for enforcing contracts (0–100)	42.85
Procedures (number)	6	Payments (number per year)	23	Time (days)	871
Time (days)	450	Time (hours per year)	183	Cost (% of claim)	33.6
Cost (% of income per capita)	5,322.0	Total tax and contribution rate (% of profit)	38.1	Quality of judicial processes index (0–18)	5.0
Reliability of supply and transparency of tariffs index (0–8)	0	Postfiling index (0–100)	21.84		
Registering property (rank)	161			Resolving insolvency (rank)	133
DTF score for registering property (0–100)	44.63			DTF score for resolving insolvency (0–100)	34.24
Procedures (number)	6			Time (years)	3.0
Time (days)	100			Cost (% of estate)	8.5
Cost (% of property value)	9.1			Recovery rate (cents on the dollar)	11.4
Quality of land administration index (0–30)	8.5			Strength of insolvency framework index (0–16)	9.0

Note: Most indicator sets refer to a case scenario in the largest business city of an economy, though for 11 economies the data are a population-weighted average for the two largest business cities. For some indicators a result of "no practice" may be recorded for an economy; see the data notes for more details. In starting a business, procedures (number), time (days) and cost (% of income per capita) are calculated as the average of both men and women. For the postfiling index, a result of "not applicable" may be recorded for an economy.

✓ Reform making it easier to do business ✗ Change making it more difficult to do business

MALAWI		Sub-Saharan Africa		GNI per capita (US\$)	
Ease of doing business rank (1–190)	110	Overall distance to frontier (DTF) score (0–100)	58.94	Population	18,091,575
✗ Starting a business (rank)					
DTF score for starting a business (0–100)	152	✓ Getting credit (rank)	6	✓ Trading across borders (rank)	117
Procedures (number)	76.43	DTF score for getting credit (0–100)	90.00	DTF score for trading across borders (0–100)	65.29
Time (days)	7	Strength of legal rights index (0–12)	11	Time to export	
Cost (% of income per capita)	37	Depth of credit information index (0–8)	7	Documentary compliance (hours)	75
Minimum capital (% of income per capita)	44.6	Credit bureau coverage (% of adults)	23.5	Border compliance (hours)	78
	0.0	Credit registry coverage (% of adults)	0.0	Cost to export	
✓ Dealing with construction permits (rank)					
DTF score for dealing with construction permits (0–100)	144	✓ Protecting minority investors (rank)	96	Documentary compliance (US\$)	342
Procedures (number)	59.22	DTF score for protecting minority investors (0–100)	51.67	Border compliance (US\$)	243
Time (days)	13	Extent of disclosure index (0–10)	4	Time to import	
Cost (% of warehouse value)	153	Extent of director liability index (0–10)	7	Documentary compliance (hours)	55
Building quality control index (0–15)	11.6	Ease of shareholder suits index (0–10)	7	Cost to import	55
	9.5	Extent of shareholder rights index (0–10)	7	Documentary compliance (US\$)	162
Getting electricity (rank)					
DTF score for getting electricity (0–100)	166	Extent of ownership and control index (0–10)	2	Border compliance (US\$)	143
Procedures (number)	43.43	Extent of corporate transparency index (0–10)	4	Enforcing contracts (rank)	
Time (days)	6	✓ Paying taxes (rank)	134	DTF score for enforcing contracts (0–100)	151
Cost (% of income per capita)	127	DTF score for paying taxes (0–100)	62.10	Time (days)	45.55
Reliability of supply and transparency of tariffs index (0–8)	2,341.6	Payments (number per year)	35	Cost (% of claim)	522
	0	Time (hours per year)	177.5	Quality of judicial processes index (0–18)	69.1
Registering property (rank)					
DTF score for registering property (0–100)	96	Total tax and contribution rate (% of profit)	34.5	✓ Resolving insolvency (rank)	8.5
Procedures (number)	62.45	Postfiling index (0–100)	33.41	DTF score for resolving insolvency (0–100)	138
Time (days)	6			Time (years)	33.28
Cost (% of property value)	69			Cost (% of estate)	2.6
Quality of land administration index (0–30)	1.6			Recovery rate (cents on the dollar)	25.0
	10.5			Strength of insolvency framework index (0–16)	12.5
					8.5
MALAYSIA		East Asia & Pacific		GNI per capita (US\$)	
Ease of doing business rank (1–190)	24	Overall distance to frontier (DTF) score (0–100)	78.43	Population	31,187,265
Starting a business (rank)					
DTF score for starting a business (0–100)	111	✓ Getting credit (rank)	20	✓ Trading across borders (rank)	61
Procedures (number)	83.78	DTF score for getting credit (0–100)	80.00	DTF score for trading across borders (0–100)	82.75
Time (days)	8.5	Strength of legal rights index (0–12)	8	Time to export	
Cost (% of income per capita)	18.5	Depth of credit information index (0–8)	8	Documentary compliance (hours)	10
Minimum capital (% of income per capita)	5.4	Credit bureau coverage (% of adults)	82.6	Border compliance (hours)	45
	0.0	Credit registry coverage (% of adults)	63.6	Cost to export	
Dealing with construction permits (rank)					
DTF score for dealing with construction permits (0–100)	11	✓ Protecting minority investors (rank)	4	Documentary compliance (US\$)	45
Procedures (number)	82.19	DTF score for protecting minority investors (0–100)	80.00	Border compliance (US\$)	321
Time (days)	14	Extent of disclosure index (0–10)	10	Time to import	
Cost (% of warehouse value)	78	Extent of director liability index (0–10)	9	Documentary compliance (hours)	10
Building quality control index (0–15)	1.4	Ease of shareholder suits index (0–10)	7	Border compliance (hours)	69
	13.0	Extent of shareholder rights index (0–10)	8	Cost to import	
Getting electricity (rank)					
DTF score for getting electricity (0–100)	8	Extent of ownership and control index (0–10)	6	Documentary compliance (US\$)	60
Procedures (number)	8	Extent of corporate transparency index (0–10)	8	Border compliance (US\$)	321
Time (days)	4	✓ Paying taxes (rank)	73	Enforcing contracts (rank)	
Cost (% of income per capita)	31	DTF score for paying taxes (0–100)	76.07	DTF score for enforcing contracts (0–100)	44
Reliability of supply and transparency of tariffs index (0–8)	28.0	Payments (number per year)	8	Time (days)	66.61
	8	Time (hours per year)	188	Cost (% of claim)	425
Registering property (rank)					
DTF score for registering property (0–100)	42	Total tax and contribution rate (% of profit)	39.2	Quality of judicial processes index (0–18)	37.3
Procedures (number)	76.06	Postfiling index (0–100)	52.65	✓ Resolving insolvency (rank)	12.0
Time (days)	8			DTF score for resolving insolvency (0–100)	46
Cost (% of property value)	13			Time (years)	62.51
Quality of land administration index (0–30)	3.5			Cost (% of estate)	1.0
	27.5			Recovery rate (cents on the dollar)	10.0
				Strength of insolvency framework index (0–16)	81.3
					6.0
MALDIVES		South Asia		GNI per capita (US\$)	
Ease of doing business rank (1–190)	136	Overall distance to frontier (DTF) score (0–100)	54.42	Population	417,492
Starting a business (rank)					
DTF score for starting a business (0–100)	68	✓ Getting credit (rank)	133	✓ Trading across borders (rank)	152
Procedures (number)	89.06	DTF score for getting credit (0–100)	35.00	DTF score for trading across borders (0–100)	55.87
Time (days)	6	Strength of legal rights index (0–12)	2	Time to export	
Cost (% of income per capita)	12	Depth of credit information index (0–8)	5	Documentary compliance (hours)	48
Minimum capital (% of income per capita)	4.7	Credit bureau coverage (% of adults)	0.0	Border compliance (hours)	42
	1.7	Credit registry coverage (% of adults)	18.8	Cost to export	
Dealing with construction permits (rank)					
DTF score for dealing with construction permits (0–100)	54	✓ Protecting minority investors (rank)	132	Documentary compliance (US\$)	300
Procedures (number)	72.87	DTF score for protecting minority investors (0–100)	43.33	Border compliance (US\$)	596
Time (days)	10	Extent of disclosure index (0–10)	0	Time to import	
Cost (% of warehouse value)	140	Extent of director liability index (0–10)	8	Documentary compliance (hours)	61
Building quality control index (0–15)	0.5	Ease of shareholder suits index (0–10)	8	Border compliance (hours)	100
	7.0	Extent of shareholder rights index (0–10)	5	Cost to import	
Getting electricity (rank)					
DTF score for getting electricity (0–100)	143	Extent of ownership and control index (0–10)	1	Documentary compliance (US\$)	180
Procedures (number)	53.69	Extent of corporate transparency index (0–10)	4	Border compliance (US\$)	981
Time (days)	6	✓ Paying taxes (rank)	118	Enforcing contracts (rank)	
Cost (% of income per capita)	91	DTF score for paying taxes (0–100)	66.08	DTF score for enforcing contracts (0–100)	106
Reliability of supply and transparency of tariffs index (0–8)	283.5	Payments (number per year)	17	Time (days)	55.07
	0	Time (hours per year)	390.5	Cost (% of claim)	760
Registering property (rank)					
DTF score for registering property (0–100)	174	Total tax and contribution rate (% of profit)	30.2	Quality of judicial processes index (0–18)	16.5
Procedures (number)	39.97	Postfiling index (0–100)	46.10	✓ Resolving insolvency (rank)	6.5
Time (days)	6			DTF score for resolving insolvency (0–100)	139
Cost (% of property value)	57			Time (years)	33.26
Quality of land administration index (0–30)	15.8			Cost (% of estate)	1.5
	8.5			Recovery rate (cents on the dollar)	4.0
				Strength of insolvency framework index (0–16)	50.2
					2.0

Note: Most indicator sets refer to a case scenario in the largest business city of an economy, though for 11 economies the data are a population-weighted average for the two largest business cities. For some indicators a result of "no practice" may be recorded for an economy; see the data notes for more details. In starting a business, procedures (number), time (days) and cost (% of income per capita) are calculated as the average of both men and women. For the postfiling index, a result of "not applicable" may be recorded for an economy.

✓ Reform making it easier to do business ✗ Change making it more difficult to do business

MALI		Sub-Saharan Africa		GNI per capita (US\$)	
Ease of doing business rank (1–190)	143	Overall distance to frontier (DTF) score (0–100)	52.92	Population	17,994,837
Starting a business (rank)	104	Getting credit (rank)	142	Trading across borders (rank)	85
DTF score for starting a business (0–100)	84.46	DTF score for getting credit (0–100)	30.00	DTF score for trading across borders (0–100)	73.30
Procedures (number)	5	Strength of legal rights index (0–12)	6	Time to export	
Time (days)	8.5	Depth of credit information index (0–8)	0	Documentary compliance (hours)	48
Cost (% of income per capita)	58.4	Credit bureau coverage (% of adults)	0.8	Border compliance (hours)	48
Minimum capital (% of income per capita)	5.6	Credit registry coverage (% of adults)	0.1	Cost to export	
				Documentary compliance (US\$)	33
Dealing with construction permits (rank)	134	Protecting minority investors (rank)	146	Border compliance (US\$)	242
DTF score for dealing with construction permits (0–100)	61.36	DTF score for protecting minority investors (0–100)	40.00	Time to import	
Procedures (number)	13	Extent of disclosure index (0–10)	7	Documentary compliance (hours)	77
Time (days)	124	Extent of director liability index (0–10)	1	Border compliance (hours)	98
Cost (% of warehouse value)	6.2	Ease of shareholder suits index (0–10)	5	Cost to import	
Building quality control index (0–15)	5.5	Extent of shareholder rights index (0–10)	4	Documentary compliance (US\$)	90
		Extent of ownership and control index (0–10)	3	Border compliance (US\$)	545
		Extent of corporate transparency index (0–10)	4		
Getting electricity (rank)	154	Paying taxes (rank)	166	Enforcing contracts (rank)	159
DTF score for getting electricity (0–100)	51.12	DTF score for paying taxes (0–100)	51.55	DTF score for enforcing contracts (0–100)	42.80
Procedures (number)	4	Payments (number per year)	35	Time (days)	620
Time (days)	120	Time (hours per year)	270	Cost (% of claim)	52.0
Cost (% of income per capita)	2,794.6	Total tax and contribution rate (% of profit)	48.3	Quality of judicial processes index (0–18)	5.0
Reliability of supply and transparency of tariffs index (0–8)	0	Postfiling index (0–100)	25.71		
Registering property (rank)	137			Resolving insolvency (rank)	94
DTF score for registering property (0–100)	51.43			DTF score for resolving insolvency (0–100)	43.22
Procedures (number)	5			Time (years)	3.6
Time (days)	29			Cost (% of estate)	18.0
Cost (% of property value)	11.1			Recovery rate (cents on the dollar)	28.0
Quality of land administration index (0–30)	8.0			Strength of insolvency framework index (0–16)	9.0
MALTA		Middle East & North Africa		GNI per capita (US\$)	
Ease of doing business rank (1–190)	84	Overall distance to frontier (DTF) score (0–100)	64.72	Population	436,947
✓ Starting a business (rank)	102	Getting credit (rank)	142	Trading across borders (rank)	41
DTF score for starting a business (0–100)	84.83	DTF score for getting credit (0–100)	30.00	DTF score for trading across borders (0–100)	91.01
Procedures (number)	8	Strength of legal rights index (0–12)	2	Time to export	
Time (days)	16	Depth of credit information index (0–8)	4	Documentary compliance (hours)	3
Cost (% of income per capita)	7.3	Credit bureau coverage (% of adults)	0.0	Border compliance (hours)	24
Minimum capital (% of income per capita)	1.1	Credit registry coverage (% of adults)	53.6	Cost to export	
				Documentary compliance (US\$)	25
Dealing with construction permits (rank)	45	Protecting minority investors (rank)	51	Border compliance (US\$)	325
DTF score for dealing with construction permits (0–100)	73.86	DTF score for protecting minority investors (0–100)	61.67	Time to import	
Procedures (number)	15	Extent of disclosure index (0–10)	3	Documentary compliance (hours)	1
Time (days)	167	Extent of director liability index (0–10)	6	Border compliance (hours)	2
Cost (% of warehouse value)	2.1	Ease of shareholder suits index (0–10)	8	Cost to import	
Building quality control index (0–15)	13.0	Extent of shareholder rights index (0–10)	7	Documentary compliance (US\$)	0
		Extent of ownership and control index (0–10)	4	Border compliance (US\$)	230
		Extent of corporate transparency index (0–10)	9		
Getting electricity (rank)	78	Paying taxes (rank)	71	Enforcing contracts (rank)	37
DTF score for getting electricity (0–100)	75.16	DTF score for paying taxes (0–100)	76.19	DTF score for enforcing contracts (0–100)	67.57
Procedures (number)	5	Payments (number per year)	8	Time (days)	505
Time (days)	106	Time (hours per year)	139	Cost (% of claim)	21.5
Cost (% of income per capita)	222.5	Total tax and contribution rate (% of profit)	43.9	Quality of judicial processes index (0–18)	10.5
Reliability of supply and transparency of tariffs index (0–8)	6	Postfiling index (0–100)	52.51		
Registering property (rank)	147			Resolving insolvency (rank)	117
DTF score for registering property (0–100)	48.86			DTF score for resolving insolvency (0–100)	38.07
Procedures (number)	7			Time (years)	3.0
Time (days)	15			Cost (% of estate)	10.0
Cost (% of property value)	13.4			Recovery rate (cents on the dollar)	38.8
Quality of land administration index (0–30)	12.5			Strength of insolvency framework index (0–16)	5.5
MARSHALL ISLANDS		East Asia & Pacific		GNI per capita (US\$)	
Ease of doing business rank (1–190)	149	Overall distance to frontier (DTF) score (0–100)	51.45	Population	53,066
Starting a business (rank)	72	Getting credit (rank)	90	Trading across borders (rank)	67
DTF score for starting a business (0–100)	88.49	DTF score for getting credit (0–100)	50.00	DTF score for trading across borders (0–100)	80.59
Procedures (number)	5	Strength of legal rights index (0–12)	10	Time to export	
Time (days)	17	Depth of credit information index (0–8)	0	Documentary compliance (hours)	24
Cost (% of income per capita)	11.9	Credit bureau coverage (% of adults)	0.0	Border compliance (hours)	60
Minimum capital (% of income per capita)	0.0	Credit registry coverage (% of adults)	0.0	Cost to export	
				Documentary compliance (US\$)	20
Dealing with construction permits (rank)	71	Protecting minority investors (rank)	177	Border compliance (US\$)	220
DTF score for dealing with construction permits (0–100)	70.93	DTF score for protecting minority investors (0–100)	26.67	Time to import	
Procedures (number)	7	Extent of disclosure index (0–10)	2	Documentary compliance (hours)	60
Time (days)	38	Extent of director liability index (0–10)	0	Border compliance (hours)	84
Cost (% of warehouse value)	2.3	Ease of shareholder suits index (0–10)	8	Cost to import	
Building quality control index (0–15)	1.0	Extent of shareholder rights index (0–10)	3	Documentary compliance (US\$)	43
		Extent of ownership and control index (0–10)	1	Border compliance (US\$)	220
		Extent of corporate transparency index (0–10)	2		
Getting electricity (rank)	126	Paying taxes (rank)	83	Enforcing contracts (rank)	99
DTF score for getting electricity (0–100)	59.26	DTF score for paying taxes (0–100)	73.45	DTF score for enforcing contracts (0–100)	55.93
Procedures (number)	5	Payments (number per year)	9	Time (days)	616
Time (days)	67	Time (hours per year)	120	Cost (% of claim)	32.1
Cost (% of income per capita)	675.4	Total tax and contribution rate (% of profit)	64.8	Quality of judicial processes index (0–18)	8.0
Reliability of supply and transparency of tariffs index (0–8)	0	Postfiling index (0–100)	not applicable		
Registering property (rank)	187			Resolving insolvency (rank)	167
DTF score for registering property (0–100)	0.00			DTF score for resolving insolvency (0–100)	9.19
Procedures (number)	no practice			Time (years)	2.0
Time (days)	no practice			Cost (% of estate)	38.0
Cost (% of property value)	no practice			Recovery rate (cents on the dollar)	17.1
Quality of land administration index (0–30)	0.0			Strength of insolvency framework index (0–16)	0.0

Note: Most indicator sets refer to a case scenario in the largest business city of an economy, though for 11 economies the data are a population-weighted average for the two largest business cities. For some indicators a result of "no practice" may be recorded for an economy; see the data notes for more details. In starting a business, procedures (number), time (days) and cost (% of income per capita) are calculated as the average of both men and women. For the postfiling index, a result of "not applicable" may be recorded for an economy.

✓ Reform making it easier to do business ✗ Change making it more difficult to do business

MAURITANIA		Sub-Saharan Africa		GNI per capita (US\$)	
Ease of doing business rank (1–190)	150	Overall distance to frontier (DTF) score (0–100)	50.88	Population	4,301,018
✓ Starting a business (rank)	43	Getting credit (rank)	159	✓ Trading across borders (rank)	138
DTF score for starting a business (0–100)	91.80	DTF score for getting credit (0–100)	25.00	DTF score for trading across borders (0–100)	60.30
Procedures (number)	4	Strength of legal rights index (0–12)	2	Time to export	
Time (days)	6	Depth of credit information index (0–8)	3	Documentary compliance (hours)	51
Cost (% of income per capita)	19.3	Credit bureau coverage (% of adults)	0.0	Border compliance (hours)	62
Minimum capital (% of income per capita)	0.0	Credit registry coverage (% of adults)	7.1	Cost to export	
				Documentary compliance (US\$)	92
Dealing with construction permits (rank)	109	Protecting minority investors (rank)	108	Border compliance (US\$)	749
DTF score for dealing with construction permits (0–100)	66.03	DTF score for protecting minority investors (0–100)	50.00	Time to import	
Procedures (number)	13	Extent of disclosure index (0–10)	6	Documentary compliance (hours)	64
Time (days)	104	Extent of director liability index (0–10)	3	Border compliance (hours)	69
Cost (% of warehouse value)	4.3	Ease of shareholder suits index (0–10)	7	Cost to import	
Building quality control index (0–15)	6.0	Extent of shareholder rights index (0–10)	5	Documentary compliance (US\$)	400
		Extent of ownership and control index (0–10)	5	Border compliance (US\$)	580
Getting electricity (rank)	148	Extent of corporate transparency index (0–10)	4		
DTF score for getting electricity (0–100)	53.31			✓ Enforcing contracts (rank)	65
Procedures (number)	5	✓ Paying taxes (rank)	179	DTF score for enforcing contracts (0–100)	60.43
Time (days)	67	DTF score for paying taxes (0–100)	40.71	Time (days)	370
Cost (% of income per capita)	4,628.4	Payments (number per year)	33	Cost (% of claim)	23.2
Reliability of supply and transparency of tariffs index (0–8)	2	Time (hours per year)	270	Quality of judicial processes index (0–18)	5.0
		Total tax and contribution rate (% of profit)	71.3		
✓ Registering property (rank)	98	Postfiling index (0–100)	17.20	Resolving insolvency (rank)	168
DTF score for registering property (0–100)	61.25			DTF score for resolving insolvency (0–100)	0.00
Procedures (number)	4			Time (years)	no practice
Time (days)	49			Cost (% of estate)	no practice
Cost (% of property value)	4.6			Recovery rate (cents on the dollar)	0.0
Quality of land administration index (0–30)	7.0			Strength of insolvency framework index (0–16)	0.0
MAURITIUS		Sub-Saharan Africa		GNI per capita (US\$)	
Ease of doing business rank (1–190)	25	Overall distance to frontier (DTF) score (0–100)	77.54	Population	1,263,473
✓ Starting a business (rank)	40	Getting credit (rank)	55	✓ Trading across borders (rank)	70
DTF score for starting a business (0–100)	92.00	DTF score for getting credit (0–100)	65.00	DTF score for trading across borders (0–100)	79.90
Procedures (number)	5.5	Strength of legal rights index (0–12)	6	Time to export	
Time (days)	5.5	Depth of credit information index (0–8)	7	Documentary compliance (hours)	9
Cost (% of income per capita)	1.0	Credit bureau coverage (% of adults)	0.0	Border compliance (hours)	38
Minimum capital (% of income per capita)	0.0	Credit registry coverage (% of adults)	86.1	Cost to export	
				Documentary compliance (US\$)	128
✓ Dealing with construction permits (rank)	9	Protecting minority investors (rank)	33	Border compliance (US\$)	303
DTF score for dealing with construction permits (0–100)	82.45	DTF score for protecting minority investors (0–100)	66.67	Time to import	
Procedures (number)	15	Extent of disclosure index (0–10)	6	Documentary compliance (hours)	9
Time (days)	98	Extent of director liability index (0–10)	8	Border compliance (hours)	41
Cost (% of warehouse value)	0.6	Ease of shareholder suits index (0–10)	9	Cost to import	
Building quality control index (0–15)	14.0	Extent of shareholder rights index (0–10)	7	Documentary compliance (US\$)	166
		Extent of ownership and control index (0–10)	3	Border compliance (US\$)	372
Getting electricity (rank)	51	Extent of corporate transparency index (0–10)	7		
DTF score for getting electricity (0–100)	82.03			Enforcing contracts (rank)	27
Procedures (number)	4	Paying taxes (rank)	10	DTF score for enforcing contracts (0–100)	69.58
Time (days)	81	DTF score for paying taxes (0–100)	90.85	Time (days)	519
Cost (% of income per capita)	229.4	Payments (number per year)	8	Cost (% of claim)	25.0
Reliability of supply and transparency of tariffs index (0–8)	6	Time (hours per year)	152	Quality of judicial processes index (0–18)	12.5
		Total tax and contribution rate (% of profit)	21.9		
✓ Registering property (rank)	35	Postfiling index (0–100)	87.65	Resolving insolvency (rank)	36
DTF score for registering property (0–100)	77.89			DTF score for resolving insolvency (0–100)	69.06
Procedures (number)	5			Time (years)	1.7
Time (days)	17			Cost (% of estate)	14.5
Cost (% of property value)	0.6			Recovery rate (cents on the dollar)	67.4
Quality of land administration index (0–30)	17.0			Strength of insolvency framework index (0–16)	10.5
MEXICO		Latin America & Caribbean		GNI per capita (US\$)	
Ease of doing business rank (1–190)	49	Overall distance to frontier (DTF) score (0–100)	72.27	Population	127,540,423
Starting a business (rank)	90	Getting credit (rank)	6	Trading across borders (rank)	63
DTF score for starting a business (0–100)	85.84	DTF score for getting credit (0–100)	90.00	DTF score for trading across borders (0–100)	82.09
Procedures (number)	7.8	Strength of legal rights index (0–12)	10	Time to export	
Time (days)	8.4	Depth of credit information index (0–8)	8	Documentary compliance (hours)	8
Cost (% of income per capita)	17.0	Credit bureau coverage (% of adults)	100.0	Border compliance (hours)	20.4
Minimum capital (% of income per capita)	0.0	Credit registry coverage (% of adults)	0.0	Cost to export	
				Documentary compliance (US\$)	60
✗ Dealing with construction permits (rank)	87	Protecting minority investors (rank)	62	Border compliance (US\$)	400
DTF score for dealing with construction permits (0–100)	68.28	DTF score for protecting minority investors (0–100)	58.33	Time to import	
Procedures (number)	14.7	Extent of disclosure index (0–10)	8	Documentary compliance (hours)	17.6
Time (days)	82.3	Extent of director liability index (0–10)	5	Border compliance (hours)	44.2
Cost (% of warehouse value)	9.9	Ease of shareholder suits index (0–10)	5	Cost to import	
Building quality control index (0–15)	11.7	Extent of shareholder rights index (0–10)	7	Documentary compliance (US\$)	100
		Extent of ownership and control index (0–10)	6	Border compliance (US\$)	450
✓ Getting electricity (rank)	92	Extent of corporate transparency index (0–10)	4		
DTF score for getting electricity (0–100)	70.99			Enforcing contracts (rank)	41
Procedures (number)	6.8	Paying taxes (rank)	115	DTF score for enforcing contracts (0–100)	67.01
Time (days)	100.4	DTF score for paying taxes (0–100)	67.01	Time (days)	341
Cost (% of income per capita)	314.3	Payments (number per year)	6	Cost (% of claim)	33.0
Reliability of supply and transparency of tariffs index (0–8)	7	Time (hours per year)	240.5	Quality of judicial processes index (0–18)	10.1
		Total tax and contribution rate (% of profit)	52.1		
✗ Registering property (rank)	99	Postfiling index (0–100)	40.51	Resolving insolvency (rank)	31
DTF score for registering property (0–100)	60.81			DTF score for resolving insolvency (0–100)	72.31
Procedures (number)	7.7			Time (years)	1.8
Time (days)	38.8			Cost (% of estate)	18.0
Cost (% of property value)	5.6			Recovery rate (cents on the dollar)	67.6
Quality of land administration index (0–30)	16.3			Strength of insolvency framework index (0–16)	11.5

Note: Most indicator sets refer to a case scenario in the largest business city of an economy, though for 11 economies the data are a population-weighted average for the two largest business cities. For some indicators a result of "no practice" may be recorded for an economy; see the data notes for more details. In starting a business, procedures (number), time (days) and cost (% of income per capita) are calculated as the average of both men and women. For the postfiling index, a result of "not applicable" may be recorded for an economy.

✓ Reform making it easier to do business ✗ Change making it more difficult to do business

MICRONESIA, FED. STS.		East Asia & Pacific		GNI per capita (US\$)	
Ease of doing business rank (1–190)	155	Overall distance to frontier (DTF) score (0–100)	48.99	Population	104,937
Starting a business (rank)	170	Getting credit (rank)	90	Trading across borders (rank)	58
DTF score for starting a business (0–100)	69.56	DTF score for getting credit (0–100)	50.00	DTF score for trading across borders (0–100)	84.00
Procedures (number)	7	Strength of legal rights index (0–12)	10	Time to export	
Time (days)	16	Depth of credit information index (0–8)	0	Documentary compliance (hours)	26
Cost (% of income per capita)	141.7	Credit bureau coverage (% of adults)	0.0	Border compliance (hours)	36
Minimum capital (% of income per capita)	0.0	Credit registry coverage (% of adults)	0.0	Cost to export	
				Documentary compliance (US\$)	60
Dealing with construction permits (rank)	137	Protecting minority investors (rank)	183	Border compliance (US\$)	168
DTF score for dealing with construction permits (0–100)	61.05	DTF score for protecting minority investors (0–100)	25.00	Time to import	
Procedures (number)	14	Extent of disclosure index (0–10)	0	Documentary compliance (hours)	35
Time (days)	86	Extent of director liability index (0–10)	0	Border compliance (hours)	56
Cost (% of warehouse value)	0.5	Ease of shareholder suits index (0–10)	8	Cost to import	
Building quality control index (0–15)	0.0	Extent of shareholder rights index (0–10)	5	Documentary compliance (US\$)	80
		Extent of ownership and control index (0–10)	2	Border compliance (US\$)	180
		Extent of corporate transparency index (0–10)	0		
Getting electricity (rank)	109	Paying taxes (rank)	110	Enforcing contracts (rank)	183
DTF score for getting electricity (0–100)	64.48	DTF score for paying taxes (0–100)	68.78	DTF score for enforcing contracts (0–100)	29.39
Procedures (number)	3	Payments (number per year)	21	Time (days)	885
Time (days)	105	Time (hours per year)	128	Cost (% of claim)	66.0
Cost (% of income per capita)	343.2	Total tax and contribution rate (% of profit)	60.5	Quality of judicial processes index (0–18)	4.5
Reliability of supply and transparency of tariffs index (0–8)	0	Postfiling index (0–100)	not applicable		
Registering property (rank)	187			Resolving insolvency (rank)	119
DTF score for registering property (0–100)	0.00			DTF score for resolving insolvency (0–100)	37.67
Procedures (number)	no practice			Time (years)	5.3
Time (days)	no practice			Cost (% of estate)	38.0
Cost (% of property value)	no practice			Recovery rate (cents on the dollar)	3.2
Quality of land administration index (0–30)	0.0			Strength of insolvency framework index (0–16)	11.5
MOLDOVA		Europe & Central Asia		GNI per capita (US\$)	
Ease of doing business rank (1–190)	44	Overall distance to frontier (DTF) score (0–100)	73.00	Population	3,552,000
✓ Starting a business (rank)	23	Getting credit (rank)	42	Trading across borders (rank)	35
DTF score for starting a business (0–100)	93.76	DTF score for getting credit (0–100)	70.00	DTF score for trading across borders (0–100)	92.32
Procedures (number)	4	Strength of legal rights index (0–12)	8	Time to export	
Time (days)	5	Depth of credit information index (0–8)	6	Documentary compliance (hours)	48
Cost (% of income per capita)	5.6	Credit bureau coverage (% of adults)	13.6	Border compliance (hours)	3
Minimum capital (% of income per capita)	0.0	Credit registry coverage (% of adults)	0.0	Cost to export	
				Documentary compliance (US\$)	44
Dealing with construction permits (rank)	165	Protecting minority investors (rank)	33	Border compliance (US\$)	76
DTF score for dealing with construction permits (0–100)	51.98	DTF score for protecting minority investors (0–100)	66.67	Time to import	
Procedures (number)	28	Extent of disclosure index (0–10)	7	Documentary compliance (hours)	2
Time (days)	276	Extent of director liability index (0–10)	4	Border compliance (hours)	4
Cost (% of warehouse value)	1.6	Ease of shareholder suits index (0–10)	8	Cost to import	
Building quality control index (0–15)	12.0	Extent of shareholder rights index (0–10)	8	Documentary compliance (US\$)	41
		Extent of ownership and control index (0–10)	5	Border compliance (US\$)	83
		Extent of corporate transparency index (0–10)	8		
Getting electricity (rank)	80	Paying taxes (rank)	32	Enforcing contracts (rank)	62
DTF score for getting electricity (0–100)	74.65	DTF score for paying taxes (0–100)	84.55	DTF score for enforcing contracts (0–100)	60.87
Procedures (number)	6	Payments (number per year)	10	Time (days)	585
Time (days)	87	Time (hours per year)	181	Cost (% of claim)	28.6
Cost (% of income per capita)	721.4	Total tax and contribution rate (% of profit)	40.5	Quality of judicial processes index (0–18)	9.5
Reliability of supply and transparency of tariffs index (0–8)	7	Postfiling index (0–100)	90.79		
Registering property (rank)	20			Resolving insolvency (rank)	65
DTF score for registering property (0–100)	82.60			DTF score for resolving insolvency (0–100)	52.56
Procedures (number)	5			Time (years)	2.8
Time (days)	5.5			Cost (% of estate)	15.0
Cost (% of property value)	1.1			Recovery rate (cents on the dollar)	28.0
Quality of land administration index (0–30)	22.0			Strength of insolvency framework index (0–16)	12.0
MONGOLIA		East Asia & Pacific		GNI per capita (US\$)	
Ease of doing business rank (1–190)	62	Overall distance to frontier (DTF) score (0–100)	69.03	Population	3,027,398
Starting a business (rank)	59	✓ Getting credit (rank)	20	Trading across borders (rank)	110
DTF score for starting a business (0–100)	90.08	DTF score for getting credit (0–100)	80.00	DTF score for trading across borders (0–100)	66.89
Procedures (number)	6	Strength of legal rights index (0–12)	9	Time to export	
Time (days)	10	Depth of credit information index (0–8)	7	Documentary compliance (hours)	168
Cost (% of income per capita)	1.4	Credit bureau coverage (% of adults)	0.0	Border compliance (hours)	62
Minimum capital (% of income per capita)	0.0	Credit registry coverage (% of adults)	45.0	Cost to export	
				Documentary compliance (US\$)	64
Dealing with construction permits (rank)	23	Protecting minority investors (rank)	33	Border compliance (US\$)	191
DTF score for dealing with construction permits (0–100)	78.19	DTF score for protecting minority investors (0–100)	66.67	Time to import	
Procedures (number)	17	Extent of disclosure index (0–10)	6	Documentary compliance (hours)	115
Time (days)	137	Extent of director liability index (0–10)	8	Border compliance (hours)	48
Cost (% of warehouse value)	0.1	Ease of shareholder suits index (0–10)	8	Cost to import	
Building quality control index (0–15)	14.0	Extent of shareholder rights index (0–10)	3	Documentary compliance (US\$)	83
		Extent of ownership and control index (0–10)	7	Border compliance (US\$)	210
		Extent of corporate transparency index (0–10)	8		
Getting electricity (rank)	139	✗ Paying taxes (rank)	62	Enforcing contracts (rank)	88
DTF score for getting electricity (0–100)	55.00	DTF score for paying taxes (0–100)	77.32	DTF score for enforcing contracts (0–100)	58.48
Procedures (number)	8	Payments (number per year)	19	Time (days)	374
Time (days)	79	Time (hours per year)	134	Cost (% of claim)	30.6
Cost (% of income per capita)	618.9	Total tax and contribution rate (% of profit)	24.7	Quality of judicial processes index (0–18)	5.5
Reliability of supply and transparency of tariffs index (0–8)	3	Postfiling index (0–100)	49.08		
Registering property (rank)	50			Resolving insolvency (rank)	93
DTF score for registering property (0–100)	74.18			DTF score for resolving insolvency (0–100)	43.54
Procedures (number)	5			Time (years)	4.0
Time (days)	10.5			Cost (% of estate)	15.0
Cost (% of property value)	2.1			Recovery rate (cents on the dollar)	17.0
Quality of land administration index (0–30)	14.5			Strength of insolvency framework index (0–16)	11.0

Note: Most indicator sets refer to a case scenario in the largest business city of an economy, though for 11 economies the data are a population-weighted average for the two largest business cities. For some indicators a result of "no practice" may be recorded for an economy; see the data notes for more details. In starting a business, procedures (number), time (days) and cost (% of income per capita) are calculated as the average of both men and women. For the postfiling index, a result of "not applicable" may be recorded for an economy.

✓ Reform making it easier to do business ✗ Change making it more difficult to do business

MONTENEGRO		Europe & Central Asia		GNI per capita (US\$)	
Ease of doing business rank (1–190)	42	Overall distance to frontier (DTF) score (0–100)	73.18	Population	622,781
Starting a business (rank)	60	Getting credit (rank)	12	Trading across borders (rank)	44
DTF score for starting a business (0–100)	90.07	DTF score for getting credit (0–100)	85.00	DTF score for trading across borders (0–100)	88.75
Procedures (number)	6	Strength of legal rights index (0–12)	12	Time to export	
Time (days)	10	Depth of credit information index (0–8)	5	Documentary compliance (hours)	5
Cost (% of income per capita)	1.5	Credit bureau coverage (% of adults)	0.0	Border compliance (hours)	8
Minimum capital (% of income per capita)	0.0	Credit registry coverage (% of adults)	31.6	Cost to export	
				Documentary compliance (US\$)	67
Dealing with construction permits (rank)	78	Protecting minority investors (rank)	51	Border compliance (US\$)	158
DTF score for dealing with construction permits (0–100)	69.30	DTF score for protecting minority investors (0–100)	61.67	Time to import	
Procedures (number)	8	Extent of disclosure index (0–10)	5	Documentary compliance (hours)	10
Time (days)	152	Extent of director liability index (0–10)	8	Border compliance (hours)	23
Cost (% of warehouse value)	10.9	Ease of shareholder suits index (0–10)	6	Cost to import	
Building quality control index (0–15)	12.0	Extent of shareholder rights index (0–10)	6	Documentary compliance (US\$)	100
		Extent of ownership and control index (0–10)	3	Border compliance (US\$)	306
		Extent of corporate transparency index (0–10)	9		
✓ Getting electricity (rank)	127	Paying taxes (rank)	70	Enforcing contracts (rank)	42
DTF score for getting electricity (0–100)	59.17	DTF score for paying taxes (0–100)	76.67	DTF score for enforcing contracts (0–100)	66.75
Procedures (number)	7	Payments (number per year)	18	Time (days)	545
Time (days)	142	Time (hours per year)	300	Cost (% of claim)	25.7
Cost (% of income per capita)	425.6	Total tax and contribution rate (% of profit)	22.1	Quality of judicial processes index (0–18)	11.5
Reliability of supply and transparency of tariffs index (0–8)	5	Postfiling index (0–100)	70.49		
Registering property (rank)	76			Resolving insolvency (rank)	37
DTF score for registering property (0–100)	65.76			DTF score for resolving insolvency (0–100)	68.70
Procedures (number)	6			Time (years)	1.4
Time (days)	69			Cost (% of estate)	8.0
Cost (% of property value)	3.2			Recovery rate (cents on the dollar)	49.3
Quality of land administration index (0–30)	17.5			Strength of insolvency framework index (0–16)	13.5
MOROCCO		Middle East & North Africa		GNI per capita (US\$)	
Ease of doing business rank (1–190)	69	Overall distance to frontier (DTF) score (0–100)	67.91	Population	35,276,786
✓ Starting a business (rank)	35	Getting credit (rank)	105	Trading across borders (rank)	65
DTF score for starting a business (0–100)	92.46	DTF score for getting credit (0–100)	45.00	DTF score for trading across borders (0–100)	81.12
Procedures (number)	4	Strength of legal rights index (0–12)	2	Time to export	
Time (days)	9	Depth of credit information index (0–8)	7	Documentary compliance (hours)	26
Cost (% of income per capita)	8.0	Credit bureau coverage (% of adults)	25.0	Border compliance (hours)	19
Minimum capital (% of income per capita)	0.0	Credit registry coverage (% of adults)	0.0	Cost to export	
				Documentary compliance (US\$)	107
Dealing with construction permits (rank)	17	Protecting minority investors (rank)	62	Border compliance (US\$)	156
DTF score for dealing with construction permits (0–100)	79.73	DTF score for protecting minority investors (0–100)	58.33	Time to import	
Procedures (number)	13	Extent of disclosure index (0–10)	9	Documentary compliance (hours)	26
Time (days)	88.5	Extent of director liability index (0–10)	2	Border compliance (hours)	106
Cost (% of warehouse value)	3.5	Ease of shareholder suits index (0–10)	6	Cost to import	
Building quality control index (0–15)	13.0	Extent of shareholder rights index (0–10)	6	Documentary compliance (US\$)	116
		Extent of ownership and control index (0–10)	5	Border compliance (US\$)	228
		Extent of corporate transparency index (0–10)	7		
Getting electricity (rank)	72	✓ Paying taxes (rank)	25	Enforcing contracts (rank)	57
DTF score for getting electricity (0–100)	76.52	DTF score for paying taxes (0–100)	85.72	DTF score for enforcing contracts (0–100)	61.85
Procedures (number)	5	Payments (number per year)	6	Time (days)	510
Time (days)	49	Time (hours per year)	155	Cost (% of claim)	26.5
Cost (% of income per capita)	1,791.6	Total tax and contribution rate (% of profit)	49.8	Quality of judicial processes index (0–18)	8.5
Reliability of supply and transparency of tariffs index (0–8)	6	Postfiling index (0–100)	98.62		
✗ Registering property (rank)	86			Resolving insolvency (rank)	134
DTF score for registering property (0–100)	64.35			DTF score for resolving insolvency (0–100)	34.03
Procedures (number)	6			Time (years)	3.5
Time (days)	22			Cost (% of estate)	18.0
Cost (% of property value)	6.4			Recovery rate (cents on the dollar)	28.4
Quality of land administration index (0–30)	15.5			Strength of insolvency framework index (0–16)	6.0
MOZAMBIQUE		Sub-Saharan Africa		GNI per capita (US\$)	
Ease of doing business rank (1–190)	138	Overall distance to frontier (DTF) score (0–100)	54.00	Population	28,829,476
Starting a business (rank)	137	Getting credit (rank)	159	✓ Trading across borders (rank)	109
DTF score for starting a business (0–100)	79.86	DTF score for getting credit (0–100)	25.00	DTF score for trading across borders (0–100)	67.25
Procedures (number)	10	Strength of legal rights index (0–12)	1	Time to export	
Time (days)	19	Depth of credit information index (0–8)	4	Documentary compliance (hours)	70
Cost (% of income per capita)	18.1	Credit bureau coverage (% of adults)	0.0	Border compliance (hours)	66
Minimum capital (% of income per capita)	0.0	Credit registry coverage (% of adults)	7.4	Cost to export	
				Documentary compliance (US\$)	220
Dealing with construction permits (rank)	56	Protecting minority investors (rank)	138	Border compliance (US\$)	602
DTF score for dealing with construction permits (0–100)	72.80	DTF score for protecting minority investors (0–100)	41.67	Time to import	
Procedures (number)	11	Extent of disclosure index (0–10)	5	Documentary compliance (hours)	24
Time (days)	118	Extent of director liability index (0–10)	4	Border compliance (hours)	14
Cost (% of warehouse value)	6.3	Ease of shareholder suits index (0–10)	7	Cost to import	
Building quality control index (0–15)	11.0	Extent of shareholder rights index (0–10)	6	Documentary compliance (US\$)	171
		Extent of ownership and control index (0–10)	2	Border compliance (US\$)	354
		Extent of corporate transparency index (0–10)	1		
✓ Getting electricity (rank)	150	Paying taxes (rank)	117	Enforcing contracts (rank)	184
DTF score for getting electricity (0–100)	52.54	DTF score for paying taxes (0–100)	66.13	DTF score for enforcing contracts (0–100)	27.32
Procedures (number)	5	Payments (number per year)	37	Time (days)	950
Time (days)	68	Time (hours per year)	200	Cost (% of claim)	119.0
Cost (% of income per capita)	2,817.3	Total tax and contribution rate (% of profit)	36.1	Quality of judicial processes index (0–18)	9.0
Reliability of supply and transparency of tariffs index (0–8)	0	Postfiling index (0–100)	58.56		
Registering property (rank)	104			Resolving insolvency (rank)	75
DTF score for registering property (0–100)	59.27			DTF score for resolving insolvency (0–100)	48.20
Procedures (number)	6			Time (years)	1.5
Time (days)	40			Cost (% of estate)	20.5
Cost (% of property value)	5.1			Recovery rate (cents on the dollar)	31.5
Quality of land administration index (0–30)	9.5			Strength of insolvency framework index (0–16)	10.0

Note: Most indicator sets refer to a case scenario in the largest business city of an economy, though for 11 economies the data are a population-weighted average for the two largest business cities. For some indicators a result of "no practice" may be recorded for an economy; see the data notes for more details. In starting a business, procedures (number), time (days) and cost (% of income per capita) are calculated as the average of both men and women. For the postfiling index, a result of "not applicable" may be recorded for an economy.

✓ Reform making it easier to do business ✗ Change making it more difficult to do business

MYANMAR		East Asia & Pacific		GNI per capita (US\$)	
Ease of doing business rank (1–190)	171	Overall distance to frontier (DTF) score (0–100)	44.21	Population	52,885,223
Starting a business (rank)	155	✓ Getting credit (rank)	177	Trading across borders (rank)	163
DTF score for starting a business (0–100)	75.42	DTF score for getting credit (0–100)	10.00	DTF score for trading across borders (0–100)	47.67
Procedures (number)	12	Strength of legal rights index (0–12)	2	Time to export	
Time (days)	14	Depth of credit information index (0–8)	0	Documentary compliance (hours)	144
Cost (% of income per capita)	40.1	Credit bureau coverage (% of adults)	0.0	Border compliance (hours)	142
Minimum capital (% of income per capita)	0.0	Credit registry coverage (% of adults)	0.0	Cost to export	
				Documentary compliance (US\$)	140
Dealing with construction permits (rank)	73	Protecting minority investors (rank)	183	Border compliance (US\$)	432
DTF score for dealing with construction permits (0–100)	70.33	DTF score for protecting minority investors (0–100)	25.00	Time to import	
Procedures (number)	15	Extent of disclosure index (0–10)	3	Documentary compliance (hours)	48
Time (days)	95	Extent of director liability index (0–10)	0	Border compliance (hours)	230
Cost (% of warehouse value)	3.8	Ease of shareholder suits index (0–10)	3	Cost to import	
Building quality control index (0–15)	9.0	Extent of shareholder rights index (0–10)	5	Documentary compliance (US\$)	210
		Extent of ownership and control index (0–10)	1	Border compliance (US\$)	457
		Extent of corporate transparency index (0–10)	3		
Getting electricity (rank)	151	Paying taxes (rank)	125	Enforcing contracts (rank)	188
DTF score for getting electricity (0–100)	52.52	DTF score for paying taxes (0–100)	63.94	DTF score for enforcing contracts (0–100)	24.53
Procedures (number)	6	Payments (number per year)	31	Time (days)	1,160
Time (days)	77	Time (hours per year)	282	Cost (% of claim)	51.5
Cost (% of income per capita)	1,155.3	Total tax and contribution rate (% of profit)	31.2	Quality of judicial processes index (0–18)	3.0
Reliability of supply and transparency of tariffs index (0–8)	0	Postfiling index (0–100)	45.54		
✓ Registering property (rank)	134			Resolving insolvency (rank)	164
DTF score for registering property (0–100)	52.30			DTF score for resolving insolvency (0–100)	20.39
Procedures (number)	6			Time (years)	5.0
Time (days)	85			Cost (% of estate)	18.0
Cost (% of property value)	4.1			Recovery rate (cents on the dollar)	14.7
Quality of land administration index (0–30)	5.5			Strength of insolvency framework index (0–16)	4.0
NAMIBIA		Sub-Saharan Africa		GNI per capita (US\$)	
Ease of doing business rank (1–190)	106	Overall distance to frontier (DTF) score (0–100)	59.94	Population	2,479,713
Starting a business (rank)	172	Getting credit (rank)	68	Trading across borders (rank)	132
DTF score for starting a business (0–100)	68.90	DTF score for getting credit (0–100)	60.00	DTF score for trading across borders (0–100)	61.47
Procedures (number)	10	Strength of legal rights index (0–12)	5	Time to export	
Time (days)	66	Depth of credit information index (0–8)	7	Documentary compliance (hours)	90
Cost (% of income per capita)	11.3	Credit bureau coverage (% of adults)	61.0	Border compliance (hours)	120
Minimum capital (% of income per capita)	0.0	Credit registry coverage (% of adults)	0.0	Cost to export	
				Documentary compliance (US\$)	348
Dealing with construction permits (rank)	107	Protecting minority investors (rank)	89	Border compliance (US\$)	745
DTF score for dealing with construction permits (0–100)	66.10	DTF score for protecting minority investors (0–100)	53.33	Time to import	
Procedures (number)	12	Extent of disclosure index (0–10)	5	Documentary compliance (hours)	3
Time (days)	160	Extent of director liability index (0–10)	5	Border compliance (hours)	6
Cost (% of warehouse value)	2.5	Ease of shareholder suits index (0–10)	7	Cost to import	
Building quality control index (0–15)	6.5	Extent of shareholder rights index (0–10)	4	Documentary compliance (US\$)	63
		Extent of ownership and control index (0–10)	3	Border compliance (US\$)	145
		Extent of corporate transparency index (0–10)	8		
Getting electricity (rank)	68	Paying taxes (rank)	79	✓ Enforcing contracts (rank)	59
DTF score for getting electricity (0–100)	78.12	DTF score for paying taxes (0–100)	74.52	DTF score for enforcing contracts (0–100)	61.58
Procedures (number)	6	Payments (number per year)	27	Time (days)	460
Time (days)	37	Time (hours per year)	302	Cost (% of claim)	35.8
Cost (% of income per capita)	343.7	Total tax and contribution rate (% of profit)	20.7	Quality of judicial processes index (0–18)	9.5
Reliability of supply and transparency of tariffs index (0–8)	6	Postfiling index (0–100)	77.17		
Registering property (rank)	175			Resolving insolvency (rank)	123
DTF score for registering property (0–100)	38.35			DTF score for resolving insolvency (0–100)	37.04
Procedures (number)	8			Time (years)	2.5
Time (days)	52			Cost (% of estate)	14.5
Cost (% of property value)	13.8			Recovery rate (cents on the dollar)	34.0
Quality of land administration index (0–30)	8.5			Strength of insolvency framework index (0–16)	6.0
NEPAL		South Asia		GNI per capita (US\$)	
Ease of doing business rank (1–190)	105	Overall distance to frontier (DTF) score (0–100)	59.95	Population	28,982,771
Starting a business (rank)	109	✓ Getting credit (rank)	90	Trading across borders (rank)	76
DTF score for starting a business (0–100)	84.04	DTF score for getting credit (0–100)	50.00	DTF score for trading across borders (0–100)	77.17
Procedures (number)	7	Strength of legal rights index (0–12)	10	Time to export	
Time (days)	16.5	Depth of credit information index (0–8)	0	Documentary compliance (hours)	43
Cost (% of income per capita)	24.9	Credit bureau coverage (% of adults)	1.7	Border compliance (hours)	56
Minimum capital (% of income per capita)	0.0	Credit registry coverage (% of adults)	0.0	Cost to export	
				Documentary compliance (US\$)	110
Dealing with construction permits (rank)	157	✓ Protecting minority investors (rank)	62	Border compliance (US\$)	288
DTF score for dealing with construction permits (0–100)	55.74	DTF score for protecting minority investors (0–100)	58.33	Time to import	
Procedures (number)	12	Extent of disclosure index (0–10)	6	Documentary compliance (hours)	48
Time (days)	117	Extent of director liability index (0–10)	1	Border compliance (hours)	61
Cost (% of warehouse value)	16.6	Ease of shareholder suits index (0–10)	9	Cost to import	
Building quality control index (0–15)	9.0	Extent of shareholder rights index (0–10)	7	Documentary compliance (US\$)	80
		Extent of ownership and control index (0–10)	6	Border compliance (US\$)	190
		Extent of corporate transparency index (0–10)	6		
Getting electricity (rank)	133	Paying taxes (rank)	146	Enforcing contracts (rank)	153
DTF score for getting electricity (0–100)	57.95	DTF score for paying taxes (0–100)	58.01	DTF score for enforcing contracts (0–100)	45.26
Procedures (number)	5	Payments (number per year)	34	Time (days)	910
Time (days)	70	Time (hours per year)	339	Cost (% of claim)	26.8
Cost (% of income per capita)	993.7	Total tax and contribution rate (% of profit)	29.6	Quality of judicial processes index (0–18)	5.5
Reliability of supply and transparency of tariffs index (0–8)	0	Postfiling index (0–100)	33.35		
Registering property (rank)	84			Resolving insolvency (rank)	76
DTF score for registering property (0–100)	64.82			DTF score for resolving insolvency (0–100)	48.15
Procedures (number)	4			Time (years)	2.0
Time (days)	6			Cost (% of estate)	9.0
Cost (% of property value)	4.8			Recovery rate (cents on the dollar)	43.0
Quality of land administration index (0–30)	5.5			Strength of insolvency framework index (0–16)	8.0

Note: Most indicator sets refer to a case scenario in the largest business city of an economy, though for 11 economies the data are a population-weighted average for the two largest business cities. For some indicators a result of "no practice" may be recorded for an economy; see the data notes for more details. In starting a business, procedures (number), time (days) and cost (% of income per capita) are calculated as the average of both men and women. For the postfiling index, a result of "not applicable" may be recorded for an economy.

✓ Reform making it easier to do business ✗ Change making it more difficult to do business

NETHERLANDS		OECD high income		GNI per capita (US\$)	
Ease of doing business rank (1–190)	32	Overall distance to frontier (DTF) score (0–100)	76.03	Population	17,018,408
Starting a business (rank)	20	✓ Getting credit (rank)	105	Trading across borders (rank)	1
DTF score for starting a business (0–100)	94.28	DTF score for getting credit (0–100)	45.00	DTF score for trading across borders (0–100)	100.00
Procedures (number)	4	Strength of legal rights index (0–12)	2	Time to export	
Time (days)	3.5	Depth of credit information index (0–8)	7	Documentary compliance (hours)	1
Cost (% of income per capita)	4.4	Credit bureau coverage (% of adults)	95.2	Border compliance (hours)	0
Minimum capital (% of income per capita)	0.0	Credit registry coverage (% of adults)	0.0	Cost to export	
				Documentary compliance (US\$)	0
Dealing with construction permits (rank)	76	Protecting minority investors (rank)	62	Border compliance (US\$)	0
DTF score for dealing with construction permits (0–100)	69.33	DTF score for protecting minority investors (0–100)	58.33	Time to import	
Procedures (number)	13	Extent of disclosure index (0–10)	4	Documentary compliance (hours)	1
Time (days)	161	Extent of director liability index (0–10)	4	Border compliance (hours)	0
Cost (% of warehouse value)	3.7	Ease of shareholder suits index (0–10)	6	Cost to import	
Building quality control index (0–15)	10.0	Extent of shareholder rights index (0–10)	6	Documentary compliance (US\$)	0
		Extent of ownership and control index (0–10)	7	Border compliance (US\$)	0
		Extent of corporate transparency index (0–10)	8		
Getting electricity (rank)	52	Paying taxes (rank)	20	Enforcing contracts (rank)	69
DTF score for getting electricity (0–100)	81.58	DTF score for paying taxes (0–100)	87.59	DTF score for enforcing contracts (0–100)	59.94
Procedures (number)	5	Payments (number per year)	9	Time (days)	514
Time (days)	110	Time (hours per year)	119	Cost (% of claim)	23.9
Cost (% of income per capita)	29.5	Total tax and contribution rate (% of profit)	40.7	Quality of judicial processes index (0–18)	7.0
Reliability of supply and transparency of tariffs index (0–8)	8	Postfiling index (0–100)	91.95		
Registering property (rank)	30			Resolving insolvency (rank)	8
DTF score for registering property (0–100)	80.04			DTF score for resolving insolvency (0–100)	84.22
Procedures (number)	5			Time (years)	1.1
Time (days)	2.5			Cost (% of estate)	3.5
Cost (% of property value)	6.1			Recovery rate (cents on the dollar)	89.7
Quality of land administration index (0–30)	28.5			Strength of insolvency framework index (0–16)	11.5
NEW ZEALAND		OECD high income		GNI per capita (US\$)	
Ease of doing business rank (1–190)	1	Overall distance to frontier (DTF) score (0–100)	86.55	Population	4,692,700
Starting a business (rank)	1	Getting credit (rank)	1	Trading across borders (rank)	56
DTF score for starting a business (0–100)	99.96	DTF score for getting credit (0–100)	100.00	DTF score for trading across borders (0–100)	84.63
Procedures (number)	1	Strength of legal rights index (0–12)	12	Time to export	
Time (days)	0.5	Depth of credit information index (0–8)	8	Documentary compliance (hours)	3
Cost (% of income per capita)	0.3	Credit bureau coverage (% of adults)	100.0	Border compliance (hours)	37
Minimum capital (% of income per capita)	0.0	Credit registry coverage (% of adults)	0.0	Cost to export	
				Documentary compliance (US\$)	67
Dealing with construction permits (rank)	3	Protecting minority investors (rank)	2	Border compliance (US\$)	337
DTF score for dealing with construction permits (0–100)	86.36	DTF score for protecting minority investors (0–100)	81.67	Time to import	
Procedures (number)	11	Extent of disclosure index (0–10)	10	Documentary compliance (hours)	1
Time (days)	93	Extent of director liability index (0–10)	9	Border compliance (hours)	25
Cost (% of warehouse value)	2.3	Ease of shareholder suits index (0–10)	9	Cost to import	
Building quality control index (0–15)	15.0	Extent of shareholder rights index (0–10)	7	Documentary compliance (US\$)	80
		Extent of ownership and control index (0–10)	7	Border compliance (US\$)	367
		Extent of corporate transparency index (0–10)	7		
Getting electricity (rank)	37	✓ Paying taxes (rank)	9	✗ Enforcing contracts (rank)	21
DTF score for getting electricity (0–100)	83.97	DTF score for paying taxes (0–100)	91.08	DTF score for enforcing contracts (0–100)	71.48
Procedures (number)	5	Payments (number per year)	7	Time (days)	216
Time (days)	58	Time (hours per year)	140	Cost (% of claim)	27.2
Cost (% of income per capita)	72.4	Total tax and contribution rate (% of profit)	34.5	Quality of judicial processes index (0–18)	9.5
Reliability of supply and transparency of tariffs index (0–8)	7	Postfiling index (0–100)	96.90		
Registering property (rank)	1			Resolving insolvency (rank)	32
DTF score for registering property (0–100)	94.47			DTF score for resolving insolvency (0–100)	71.85
Procedures (number)	2			Time (years)	1.3
Time (days)	1			Cost (% of estate)	3.5
Cost (% of property value)	0.1			Recovery rate (cents on the dollar)	84.2
Quality of land administration index (0–30)	26.0			Strength of insolvency framework index (0–16)	8.5
NICARAGUA		Latin America & Caribbean		GNI per capita (US\$)	
Ease of doing business rank (1–190)	131	Overall distance to frontier (DTF) score (0–100)	55.39	Population	6,149,928
Starting a business (rank)	138	Getting credit (rank)	105	Trading across borders (rank)	74
DTF score for starting a business (0–100)	79.61	DTF score for getting credit (0–100)	45.00	DTF score for trading across borders (0–100)	78.99
Procedures (number)	7	Strength of legal rights index (0–12)	1	Time to export	
Time (days)	14	Depth of credit information index (0–8)	8	Documentary compliance (hours)	48
Cost (% of income per capita)	65.4	Credit bureau coverage (% of adults)	55.9	Border compliance (hours)	60
Minimum capital (% of income per capita)	0.0	Credit registry coverage (% of adults)	20.4	Cost to export	
				Documentary compliance (US\$)	47
Dealing with construction permits (rank)	174	Protecting minority investors (rank)	167	Border compliance (US\$)	150
DTF score for dealing with construction permits (0–100)	45.82	DTF score for protecting minority investors (0–100)	35.00	Time to import	
Procedures (number)	18	Extent of disclosure index (0–10)	1	Documentary compliance (hours)	16
Time (days)	225	Extent of director liability index (0–10)	5	Border compliance (hours)	72
Cost (% of warehouse value)	6.1	Ease of shareholder suits index (0–10)	6	Cost to import	
Building quality control index (0–15)	3.5	Extent of shareholder rights index (0–10)	4	Documentary compliance (US\$)	86
		Extent of ownership and control index (0–10)	1	Border compliance (US\$)	400
		Extent of corporate transparency index (0–10)	4		
Getting electricity (rank)	100	Paying taxes (rank)	159	✓ Enforcing contracts (rank)	87
DTF score for getting electricity (0–100)	68.33	DTF score for paying taxes (0–100)	52.86	DTF score for enforcing contracts (0–100)	58.58
Procedures (number)	6	Payments (number per year)	43	Time (days)	490
Time (days)	55	Time (hours per year)	201	Cost (% of claim)	26.8
Cost (% of income per capita)	856.5	Total tax and contribution rate (% of profit)	60.2	Quality of judicial processes index (0–18)	6.5
Reliability of supply and transparency of tariffs index (0–8)	4	Postfiling index (0–100)	52.55		
Registering property (rank)	148			Resolving insolvency (rank)	102
DTF score for registering property (0–100)	48.85			DTF score for resolving insolvency (0–100)	40.89
Procedures (number)	9			Time (years)	2.2
Time (days)	56			Cost (% of estate)	14.5
Cost (% of property value)	5.0			Recovery rate (cents on the dollar)	35.3
Quality of land administration index (0–30)	6.5			Strength of insolvency framework index (0–16)	7.0

Note: Most indicator sets refer to a case scenario in the largest business city of an economy, though for 11 economies the data are a population-weighted average for the two largest business cities. For some indicators a result of "no practice" may be recorded for an economy; see the data notes for more details. In starting a business, procedures (number), time (days) and cost (% of income per capita) are calculated as the average of both men and women. For the postfiling index, a result of "not applicable" may be recorded for an economy.

✓ Reform making it easier to do business ✗ Change making it more difficult to do business

NIGER		Sub-Saharan Africa		GNI per capita (US\$)	
Ease of doing business rank (1–190)	144	Overall distance to frontier (DTF) score (0–100)	52.34	Population	20,672,987
✓ Starting a business (rank)	24	Getting credit (rank)	142	Trading across borders (rank)	122
DTF score for starting a business (0–100)	93.65	DTF score for getting credit (0–100)	30.00	DTF score for trading across borders (0–100)	63.61
Procedures (number)	3	Strength of legal rights index (0–12)	6	Time to export	
Time (days)	7	Depth of credit information index (0–8)	0	Documentary compliance (hours)	51
Cost (% of income per capita)	8.3	Credit bureau coverage (% of adults)	0.2	Border compliance (hours)	48
Minimum capital (% of income per capita)	11.8	Credit registry coverage (% of adults)	0.3	Cost to export	
				Documentary compliance (US\$)	39
✓ Dealing with construction permits (rank)	164	Protecting minority investors (rank)	146	Border compliance (US\$)	543
DTF score for dealing with construction permits (0–100)	53.70	DTF score for protecting minority investors (0–100)	40.00	Time to import	
Procedures (number)	15	Extent of disclosure index (0–10)	7	Documentary compliance (hours)	156
Time (days)	91	Extent of director liability index (0–10)	1	Border compliance (hours)	78
Cost (% of warehouse value)	13.3	Ease of shareholder suits index (0–10)	5	Cost to import	
Building quality control index (0–15)	6.0	Extent of shareholder rights index (0–10)	4	Documentary compliance (US\$)	282
		Extent of ownership and control index (0–10)	3	Border compliance (US\$)	462
		Extent of corporate transparency index (0–10)	4		
✓ Getting electricity (rank)	162	Paying taxes (rank)	160	Enforcing contracts (rank)	137
DTF score for getting electricity (0–100)	44.86	DTF score for paying taxes (0–100)	52.49	DTF score for enforcing contracts (0–100)	48.70
Procedures (number)	4	Payments (number per year)	41	Time (days)	430
Time (days)	97	Time (hours per year)	270	Cost (% of claim)	52.6
Cost (% of income per capita)	5,632.6	Total tax and contribution rate (% of profit)	47.3	Quality of judicial processes index (0–18)	5.5
Reliability of supply and transparency of tariffs index (0–8)	0	Postfiling index (0–100)	38.02		
✓ Registering property (rank)	116			Resolving insolvency (rank)	112
DTF score for registering property (0–100)	57.15			DTF score for resolving insolvency (0–100)	39.19
Procedures (number)	4			Time (years)	5.0
Time (days)	35			Cost (% of estate)	18.0
Cost (% of property value)	6.5			Recovery rate (cents on the dollar)	20.6
Quality of land administration index (0–30)	4.0			Strength of insolvency framework index (0–16)	9.0
NIGERIA		Sub-Saharan Africa		GNI per capita (US\$)	
Ease of doing business rank (1–190)	145	Overall distance to frontier (DTF) score (0–100)	52.03	Population	185,989,640
✓ Starting a business (rank)	130	✓ Getting credit (rank)	6	Trading across borders (rank)	183
DTF score for starting a business (0–100)	80.80	DTF score for getting credit (0–100)	90.00	DTF score for trading across borders (0–100)	19.93
Procedures (number)	8.5	Strength of legal rights index (0–12)	10	Time to export	
Time (days)	18.9	Depth of credit information index (0–8)	8	Documentary compliance (hours)	131.4
Cost (% of income per capita)	28.8	Credit bureau coverage (% of adults)	7.8	Border compliance (hours)	135.4
Minimum capital (% of income per capita)	0.0	Credit registry coverage (% of adults)	0.1	Cost to export	
				Documentary compliance (US\$)	250
✓ Dealing with construction permits (rank)	147	Protecting minority investors (rank)	33	Border compliance (US\$)	785.7
DTF score for dealing with construction permits (0–100)	58.81	DTF score for protecting minority investors (0–100)	66.67	Time to import	
Procedures (number)	15.1	Extent of disclosure index (0–10)	7	Documentary compliance (hours)	172.7
Time (days)	110.3	Extent of director liability index (0–10)	7	Border compliance (hours)	283.7
Cost (% of warehouse value)	18.5	Ease of shareholder suits index (0–10)	7	Cost to import	
Building quality control index (0–15)	11.8	Extent of shareholder rights index (0–10)	5	Documentary compliance (US\$)	564.3
		Extent of ownership and control index (0–10)	5	Border compliance (US\$)	1,076.8
		Extent of corporate transparency index (0–10)	9		
Getting electricity (rank)	172	✓ Paying taxes (rank)	171	Enforcing contracts (rank)	96
DTF score for getting electricity (0–100)	34.68	DTF score for paying taxes (0–100)	48.44	DTF score for enforcing contracts (0–100)	56.32
Procedures (number)	9.8	Payments (number per year)	59	Time (days)	454
Time (days)	149.4	Time (hours per year)	360.4	Cost (% of claim)	42.3
Cost (% of income per capita)	334.8	Total tax and contribution rate (% of profit)	34.8	Quality of judicial processes index (0–18)	7.9
Reliability of supply and transparency of tariffs index (0–8)	0	Postfiling index (0–100)	47.48		
✓ Registering property (rank)	179			Resolving insolvency (rank)	145
DTF score for registering property (0–100)	34.08			DTF score for resolving insolvency (0–100)	30.60
Procedures (number)	11.3			Time (years)	2.0
Time (days)	68.9			Cost (% of estate)	22.0
Cost (% of property value)	10.5			Recovery rate (cents on the dollar)	27.8
Quality of land administration index (0–30)	7.4			Strength of insolvency framework index (0–16)	5.0
NORWAY		OECD high income		GNI per capita (US\$)	
Ease of doing business rank (1–190)	8	Overall distance to frontier (DTF) score (0–100)	82.16	Population	5,232,929
Starting a business (rank)	19	Getting credit (rank)	77	Trading across borders (rank)	22
DTF score for starting a business (0–100)	94.30	DTF score for getting credit (0–100)	55.00	DTF score for trading across borders (0–100)	96.97
Procedures (number)	4	Strength of legal rights index (0–12)	5	Time to export	
Time (days)	4	Depth of credit information index (0–8)	6	Documentary compliance (hours)	2
Cost (% of income per capita)	0.9	Credit bureau coverage (% of adults)	100.0	Border compliance (hours)	2
Minimum capital (% of income per capita)	4.8	Credit registry coverage (% of adults)	0.0	Cost to export	
				Documentary compliance (US\$)	0
Dealing with construction permits (rank)	21	Protecting minority investors (rank)	10	Border compliance (US\$)	125
DTF score for dealing with construction permits (0–100)	78.83	DTF score for protecting minority investors (0–100)	75.00	Time to import	
Procedures (number)	11	Extent of disclosure index (0–10)	7	Documentary compliance (hours)	2
Time (days)	110.5	Extent of director liability index (0–10)	5	Border compliance (hours)	2
Cost (% of warehouse value)	0.6	Ease of shareholder suits index (0–10)	8	Cost to import	
Building quality control index (0–15)	10.0	Extent of shareholder rights index (0–10)	7	Documentary compliance (US\$)	0
		Extent of ownership and control index (0–10)	8	Border compliance (US\$)	125
		Extent of corporate transparency index (0–10)	10		
Getting electricity (rank)	23	✓ Paying taxes (rank)	28	Enforcing contracts (rank)	8
DTF score for getting electricity (0–100)	87.46	DTF score for paying taxes (0–100)	85.18	DTF score for enforcing contracts (0–100)	75.71
Procedures (number)	4	Payments (number per year)	4	Time (days)	400
Time (days)	66	Time (hours per year)	83	Cost (% of claim)	9.9
Cost (% of income per capita)	11.4	Total tax and contribution rate (% of profit)	37.5	Quality of judicial processes index (0–18)	11.0
Reliability of supply and transparency of tariffs index (0–8)	7	Postfiling index (0–100)	63.69		
Registering property (rank)	14			Resolving insolvency (rank)	6
DTF score for registering property (0–100)	87.26			DTF score for resolving insolvency (0–100)	85.94
Procedures (number)	1			Time (years)	0.9
Time (days)	3			Cost (% of estate)	1.0
Cost (% of property value)	2.5			Recovery rate (cents on the dollar)	93.1
Quality of land administration index (0–30)	20.0			Strength of insolvency framework index (0–16)	11.5

Note: Most indicator sets refer to a case scenario in the largest business city of an economy, though for 11 economies the data are a population-weighted average for the two largest business cities. For some indicators a result of "no practice" may be recorded for an economy; see the data notes for more details. In starting a business, procedures (number), time (days) and cost (% of income per capita) are calculated as the average of both men and women. For the postfiling index, a result of "not applicable" may be recorded for an economy.

✓ Reform making it easier to do business ✗ Change making it more difficult to do business

OMAN		Middle East & North Africa		GNI per capita (US\$)	15,871
Ease of doing business rank (1–190)	71	Overall distance to frontier (DTF) score (0–100)	67.20	Population	4,424,762
Starting a business (rank)	31	Getting credit (rank)	133	✓ Trading across borders (rank)	72
DTF score for starting a business (0–100)	92.85	DTF score for getting credit (0–100)	35.00	DTF score for trading across borders (0–100)	79.39
Procedures (number)	4.5	Strength of legal rights index (0–12)	1	Time to export	
Time (days)	6.5	Depth of credit information index (0–8)	6	Documentary compliance (hours)	7
Cost (% of income per capita)	4.0	Credit bureau coverage (% of adults)	0.0	Border compliance (hours)	52
Minimum capital (% of income per capita)	0.0	Credit registry coverage (% of adults)	26.7	Cost to export	
				Documentary compliance (US\$)	107
Dealing with construction permits (rank)	60	Protecting minority investors (rank)	124	Border compliance (US\$)	261
DTF score for dealing with construction permits (0–100)	72.15	DTF score for protecting minority investors (0–100)	46.67	Time to import	
Procedures (number)	14	Extent of disclosure index (0–10)	8	Documentary compliance (hours)	7
Time (days)	172	Extent of director liability index (0–10)	5	Border compliance (hours)	70
Cost (% of warehouse value)	1.3	Ease of shareholder suits index (0–10)	3	Cost to import	
Building quality control index (0–15)	11.0	Extent of shareholder rights index (0–10)	4	Documentary compliance (US\$)	124
		Extent of ownership and control index (0–10)	4	Border compliance (US\$)	394
		Extent of corporate transparency index (0–10)	4		
Getting electricity (rank)	61	Paying taxes (rank)	11	Enforcing contracts (rank)	67
DTF score for getting electricity (0–100)	79.35	DTF score for paying taxes (0–100)	90.60	DTF score for enforcing contracts (0–100)	60.02
Procedures (number)	6	Payments (number per year)	15	Time (days)	598
Time (days)	62	Time (hours per year)	68	Cost (% of claim)	15.1
Cost (% of income per capita)	77.7	Total tax and contribution rate (% of profit)	23.9	Quality of judicial processes index (0–18)	6.5
Reliability of supply and transparency of tariffs index (0–8)	7	Postfiling index (0–100)	85.32		
Registering property (rank)	54			Resolving insolvency (rank)	98
DTF score for registering property (0–100)	73.62			DTF score for resolving insolvency (0–100)	42.40
Procedures (number)	2			Time (years)	4.0
Time (days)	16			Cost (% of estate)	3.5
Cost (% of property value)	5.0			Recovery rate (cents on the dollar)	38.1
Quality of land administration index (0–30)	13.0			Strength of insolvency framework index (0–16)	7.0
PAKISTAN		South Asia		GNI per capita (US\$)	1,510
Ease of doing business rank (1–190)	147	Overall distance to frontier (DTF) score (0–100)	51.65	Population	193,203,476
✓ Starting a business (rank)	142	Getting credit (rank)	105	✓ Trading across borders (rank)	171
DTF score for starting a business (0–100)	78.61	DTF score for getting credit (0–100)	45.00	DTF score for trading across borders (0–100)	41.94
Procedures (number)	12	Strength of legal rights index (0–12)	2	Time to export	
Time (days)	17.5	Depth of credit information index (0–8)	7	Documentary compliance (hours)	55
Cost (% of income per capita)	7.6	Credit bureau coverage (% of adults)	6.7	Border compliance (hours)	75
Minimum capital (% of income per capita)	0.0	Credit registry coverage (% of adults)	9.9	Cost to export	
				Documentary compliance (US\$)	257
Dealing with construction permits (rank)	141	✓ Protecting minority investors (rank)	20	Border compliance (US\$)	406
DTF score for dealing with construction permits (0–100)	59.72	DTF score for protecting minority investors (0–100)	71.67	Time to import	
Procedures (number)	15	Extent of disclosure index (0–10)	6	Documentary compliance (hours)	143
Time (days)	262.1	Extent of director liability index (0–10)	7	Border compliance (hours)	129.3
Cost (% of warehouse value)	6.6	Ease of shareholder suits index (0–10)	6	Cost to import	
Building quality control index (0–15)	12.0	Extent of shareholder rights index (0–10)	8	Documentary compliance (US\$)	735
		Extent of ownership and control index (0–10)	9	Border compliance (US\$)	936.6
		Extent of corporate transparency index (0–10)	7		
Getting electricity (rank)	167	Paying taxes (rank)	172	Enforcing contracts (rank)	156
DTF score for getting electricity (0–100)	42.39	DTF score for paying taxes (0–100)	46.43	DTF score for enforcing contracts (0–100)	43.49
Procedures (number)	5.4	Payments (number per year)	47	Time (days)	1,071
Time (days)	180.7	Time (hours per year)	311.5	Cost (% of claim)	20.5
Cost (% of income per capita)	1,663.7	Total tax and contribution rate (% of profit)	33.8	Quality of judicial processes index (0–18)	5.7
Reliability of supply and transparency of tariffs index (0–8)	0	Postfiling index (0–100)	10.49		
✓ Registering property (rank)	170			Resolving insolvency (rank)	82
DTF score for registering property (0–100)	41.41			DTF score for resolving insolvency (0–100)	45.83
Procedures (number)	7.7			Time (years)	2.6
Time (days)	154.8			Cost (% of estate)	4.0
Cost (% of property value)	4.6			Recovery rate (cents on the dollar)	44.5
Quality of land administration index (0–30)	7.6			Strength of insolvency framework index (0–16)	7.0
PALAU		East Asia & Pacific		GNI per capita (US\$)	12,450
Ease of doing business rank (1–190)	130	Overall distance to frontier (DTF) score (0–100)	55.58	Population	21,503
Starting a business (rank)	124	Getting credit (rank)	90	Trading across borders (rank)	133
DTF score for starting a business (0–100)	81.96	DTF score for getting credit (0–100)	50.00	DTF score for trading across borders (0–100)	60.98
Procedures (number)	8	Strength of legal rights index (0–12)	10	Time to export	
Time (days)	28	Depth of credit information index (0–8)	0	Documentary compliance (hours)	72
Cost (% of income per capita)	2.9	Credit bureau coverage (% of adults)	0.0	Border compliance (hours)	102
Minimum capital (% of income per capita)	7.7	Credit registry coverage (% of adults)	0.0	Cost to export	
				Documentary compliance (US\$)	100
Dealing with construction permits (rank)	85	Protecting minority investors (rank)	177	Border compliance (US\$)	505
DTF score for dealing with construction permits (0–100)	68.38	DTF score for protecting minority investors (0–100)	26.67	Time to import	
Procedures (number)	19	Extent of disclosure index (0–10)	0	Documentary compliance (hours)	96
Time (days)	72	Extent of director liability index (0–10)	0	Border compliance (hours)	84
Cost (% of warehouse value)	0.8	Ease of shareholder suits index (0–10)	7	Cost to import	
Building quality control index (0–15)	7.0	Extent of shareholder rights index (0–10)	5	Documentary compliance (US\$)	100
		Extent of ownership and control index (0–10)	2	Border compliance (US\$)	605
		Extent of corporate transparency index (0–10)	2		
Getting electricity (rank)	140	✓ Paying taxes (rank)	107	Enforcing contracts (rank)	126
DTF score for getting electricity (0–100)	54.84	DTF score for paying taxes (0–100)	69.22	DTF score for enforcing contracts (0–100)	52.21
Procedures (number)	5	Payments (number per year)	11	Time (days)	810
Time (days)	125	Time (hours per year)	52	Cost (% of claim)	35.3
Cost (% of income per capita)	64.7	Total tax and contribution rate (% of profit)	75.5	Quality of judicial processes index (0–18)	9.5
Reliability of supply and transparency of tariffs index (0–8)	0	Postfiling index (0–100)	not applicable		
Registering property (rank)	43			Resolving insolvency (rank)	166
DTF score for registering property (0–100)	75.16			DTF score for resolving insolvency (0–100)	16.38
Procedures (number)	5			Time (years)	2.0
Time (days)	14			Cost (% of estate)	22.5
Cost (% of property value)	0.2			Recovery rate (cents on the dollar)	30.4
Quality of land administration index (0–30)	12.5			Strength of insolvency framework index (0–16)	0.0

Note: Most indicator sets refer to a case scenario in the largest business city of an economy, though for 11 economies the data are a population-weighted average for the two largest business cities. For some indicators a result of “no practice” may be recorded for an economy; see the data notes for more details. In starting a business, procedures (number), time (days) and cost (% of income per capita) are calculated as the average of both men and women. For the postfiling index, a result of “not applicable” may be recorded for an economy.

✓ Reform making it easier to do business ✗ Change making it more difficult to do business

PANAMA		Latin America & Caribbean		GNI per capita (US\$)	
Ease of doing business rank (1–190)	79	Overall distance to frontier (DTF) score (0–100)	65.27	Population	4,034,119
Starting a business (rank)	39	Getting credit (rank)	29	Trading across borders (rank)	54
DTF score for starting a business (0–100)	92.02	DTF score for getting credit (0–100)	75.00	DTF score for trading across borders (0–100)	85.47
Procedures (number)	5	Strength of legal rights index (0–12)	7	Time to export	
Time (days)	6	Depth of credit information index (0–8)	8	Documentary compliance (hours)	6
Cost (% of income per capita)	5.7	Credit bureau coverage (% of adults)	66.8	Border compliance (hours)	24
Minimum capital (% of income per capita)	0.0	Credit registry coverage (% of adults)	0.0	Cost to export	
				Documentary compliance (US\$)	60
Dealing with construction permits (rank)	88	Protecting minority investors (rank)	96	Border compliance (US\$)	270
DTF score for dealing with construction permits (0–100)	68.16	DTF score for protecting minority investors (0–100)	51.67	Time to import	
Procedures (number)	18	Extent of disclosure index (0–10)	4	Documentary compliance (hours)	6
Time (days)	105	Extent of director liability index (0–10)	4	Border compliance (hours)	24
Cost (% of warehouse value)	2.5	Ease of shareholder suits index (0–10)	8	Cost to import	
Building quality control index (0–15)	9.0	Extent of shareholder rights index (0–10)	8	Documentary compliance (US\$)	50
		Extent of ownership and control index (0–10)	1	Border compliance (US\$)	490
		Extent of corporate transparency index (0–10)	6		
Getting electricity (rank)	18	Paying taxes (rank)	180	Enforcing contracts (rank)	148
DTF score for getting electricity (0–100)	89.77	DTF score for paying taxes (0–100)	39.66	DTF score for enforcing contracts (0–100)	46.19
Procedures (number)	5	Payments (number per year)	52	Time (days)	790
Time (days)	35	Time (hours per year)	417	Cost (% of claim)	38.0
Cost (% of income per capita)	17.2	Total tax and contribution rate (% of profit)	37.2	Quality of judicial processes index (0–18)	6.5
Reliability of supply and transparency of tariffs index (0–8)	8	Postfiling index (0–100)	12.84	✓ Resolving insolvency (rank)	107
Registering property (rank)	83			DTF score for resolving insolvency (0–100)	39.59
DTF score for registering property (0–100)	65.17			Time (years)	2.5
Procedures (number)	7			Cost (% of estate)	25.0
Time (days)	22.5			Recovery rate (cents on the dollar)	27.1
Cost (% of property value)	2.4			Strength of insolvency framework index (0–16)	8.0
Quality of land administration index (0–30)	11.0				
PAPUA NEW GUINEA		East Asia & Pacific		GNI per capita (US\$)	
Ease of doing business rank (1–190)	109	Overall distance to frontier (DTF) score (0–100)	59.04	Population	8,084,991
Starting a business (rank)	129	Getting credit (rank)	42	Trading across borders (rank)	137
DTF score for starting a business (0–100)	81.04	DTF score for getting credit (0–100)	70.00	DTF score for trading across borders (0–100)	60.47
Procedures (number)	6	Strength of legal rights index (0–12)	9	Time to export	
Time (days)	41	Depth of credit information index (0–8)	5	Documentary compliance (hours)	96
Cost (% of income per capita)	11.5	Credit bureau coverage (% of adults)	7.0	Border compliance (hours)	42
Minimum capital (% of income per capita)	0.0	Credit registry coverage (% of adults)	0.0	Cost to export	
				Documentary compliance (US\$)	75
Dealing with construction permits (rank)	117	Protecting minority investors (rank)	89	Border compliance (US\$)	660
DTF score for dealing with construction permits (0–100)	64.42	DTF score for protecting minority investors (0–100)	53.33	Time to import	
Procedures (number)	17	Extent of disclosure index (0–10)	5	Documentary compliance (hours)	120
Time (days)	217	Extent of director liability index (0–10)	5	Border compliance (hours)	72
Cost (% of warehouse value)	1.2	Ease of shareholder suits index (0–10)	9	Cost to import	
Building quality control index (0–15)	10.0	Extent of shareholder rights index (0–10)	8	Documentary compliance (US\$)	85
		Extent of ownership and control index (0–10)	2	Border compliance (US\$)	790
		Extent of corporate transparency index (0–10)	3		
Getting electricity (rank)	107	Paying taxes (rank)	91	Enforcing contracts (rank)	171
DTF score for getting electricity (0–100)	65.53	DTF score for paying taxes (0–100)	71.71	DTF score for enforcing contracts (0–100)	36.21
Procedures (number)	4	Payments (number per year)	32	Time (days)	591
Time (days)	66	Time (hours per year)	199	Cost (% of claim)	110.3
Cost (% of income per capita)	27.2	Total tax and contribution rate (% of profit)	39.3	Quality of judicial processes index (0–18)	8.5
Reliability of supply and transparency of tariffs index (0–8)	0	Postfiling index (0–100)	77.12	Resolving insolvency (rank)	141
Registering property (rank)	122			DTF score for resolving insolvency (0–100)	32.31
DTF score for registering property (0–100)	55.38			Time (years)	3.0
Procedures (number)	4			Cost (% of estate)	23.0
Time (days)	72			Recovery rate (cents on the dollar)	25.2
Cost (% of property value)	5.2			Strength of insolvency framework index (0–16)	6.0
Quality of land administration index (0–30)	4.5				
PARAGUAY		Latin America & Caribbean		GNI per capita (US\$)	
Ease of doing business rank (1–190)	108	Overall distance to frontier (DTF) score (0–100)	59.18	Population	6,725,308
Starting a business (rank)	146	Getting credit (rank)	122	Trading across borders (rank)	120
DTF score for starting a business (0–100)	77.52	DTF score for getting credit (0–100)	40.00	DTF score for trading across borders (0–100)	64.03
Procedures (number)	7	Strength of legal rights index (0–12)	1	Time to export	
Time (days)	35	Depth of credit information index (0–8)	7	Documentary compliance (hours)	24
Cost (% of income per capita)	39.9	Credit bureau coverage (% of adults)	44.6	Border compliance (hours)	120
Minimum capital (% of income per capita)	0.0	Credit registry coverage (% of adults)	25.4	Cost to export	
				Documentary compliance (US\$)	120
Dealing with construction permits (rank)	72	Protecting minority investors (rank)	138	Border compliance (US\$)	815
DTF score for dealing with construction permits (0–100)	70.52	DTF score for protecting minority investors (0–100)	41.67	Time to import	
Procedures (number)	14	Extent of disclosure index (0–10)	6	Documentary compliance (hours)	36
Time (days)	121	Extent of director liability index (0–10)	5	Border compliance (hours)	48
Cost (% of warehouse value)	1.6	Ease of shareholder suits index (0–10)	6	Cost to import	
Building quality control index (0–15)	8.0	Extent of shareholder rights index (0–10)	3	Documentary compliance (US\$)	135
		Extent of ownership and control index (0–10)	3	Border compliance (US\$)	500
		Extent of corporate transparency index (0–10)	2		
Getting electricity (rank)	104	Paying taxes (rank)	127	Enforcing contracts (rank)	70
DTF score for getting electricity (0–100)	67.09	DTF score for paying taxes (0–100)	63.73	DTF score for enforcing contracts (0–100)	59.77
Procedures (number)	5	Payments (number per year)	20	Time (days)	606
Time (days)	67	Time (hours per year)	378	Cost (% of claim)	30.0
Cost (% of income per capita)	161.6	Total tax and contribution rate (% of profit)	35.0	Quality of judicial processes index (0–18)	9.5
Reliability of supply and transparency of tariffs index (0–8)	2	Postfiling index (0–100)	46.56	Resolving insolvency (rank)	100
Registering property (rank)	75			DTF score for resolving insolvency (0–100)	41.32
DTF score for registering property (0–100)	66.12			Time (years)	3.9
Procedures (number)	6			Cost (% of estate)	9.0
Time (days)	46			Recovery rate (cents on the dollar)	21.6
Cost (% of property value)	1.8			Strength of insolvency framework index (0–16)	9.5
Quality of land administration index (0–30)	12.0				

Note: Most indicator sets refer to a case scenario in the largest business city of an economy, though for 11 economies the data are a population-weighted average for the two largest business cities. For some indicators a result of "no practice" may be recorded for an economy; see the data notes for more details. In starting a business, procedures (number), time (days) and cost (% of income per capita) are calculated as the average of both men and women. For the postfiling index, a result of "not applicable" may be recorded for an economy.

✓ Reform making it easier to do business ✗ Change making it more difficult to do business

PERU		Latin America & Caribbean		GNI per capita (US\$)	
Ease of doing business rank (1–190)	58	Overall distance to frontier (DTF) score (0–100)	69.45	Population	31,773,839
Starting a business (rank)	114	Getting credit (rank)	20	Trading across borders (rank)	92
DTF score for starting a business (0–100)	83.39	DTF score for getting credit (0–100)	80.00	DTF score for trading across borders (0–100)	71.45
Procedures (number)	7	Strength of legal rights index (0–12)	8	Time to export	
Time (days)	26.5	Depth of credit information index (0–8)	8	Documentary compliance (hours)	48
Cost (% of income per capita)	10.0	Credit bureau coverage (% of adults)	100.0	Border compliance (hours)	48
Minimum capital (% of income per capita)	0.0	Credit registry coverage (% of adults)	37.4	Cost to export	
				Documentary compliance (US\$)	50
Dealing with construction permits (rank)	61	Protecting minority investors (rank)	51	Border compliance (US\$)	460
DTF score for dealing with construction permits (0–100)	71.90	DTF score for protecting minority investors (0–100)	61.67	Time to import	
Procedures (number)	15	Extent of disclosure index (0–10)	9	Documentary compliance (hours)	72
Time (days)	188	Extent of director liability index (0–10)	6	Border compliance (hours)	72
Cost (% of warehouse value)	1.1	Ease of shareholder suits index (0–10)	6	Cost to import	
Building quality control index (0–15)	12.0	Extent of shareholder rights index (0–10)	8	Documentary compliance (US\$)	80
		Extent of ownership and control index (0–10)	3	Border compliance (US\$)	583
		Extent of corporate transparency index (0–10)	5		
Getting electricity (rank)	63	Paying taxes (rank)	121	Enforcing contracts (rank)	63
DTF score for getting electricity (0–100)	79.01	DTF score for paying taxes (0–100)	65.81	DTF score for enforcing contracts (0–100)	60.70
Procedures (number)	5	Payments (number per year)	9	Time (days)	426
Time (days)	67	Time (hours per year)	260	Cost (% of claim)	35.7
Cost (% of income per capita)	349.6	Total tax and contribution rate (% of profit)	35.6	Quality of judicial processes index (0–18)	8.5
Reliability of supply and transparency of tariffs index (0–8)	6	Postfiling index (0–100)	19.24		
Registering property (rank)	44			Resolving insolvency (rank)	84
DTF score for registering property (0–100)	74.90			DTF score for resolving insolvency (0–100)	45.69
Procedures (number)	5			Time (years)	3.1
Time (days)	7.5			Cost (% of estate)	7.0
Cost (% of property value)	3.3			Recovery rate (cents on the dollar)	29.7
Quality of land administration index (0–30)	17.5			Strength of insolvency framework index (0–16)	9.5
PHILIPPINES		East Asia & Pacific		GNI per capita (US\$)	
Ease of doing business rank (1–190)	113	Overall distance to frontier (DTF) score (0–100)	58.74	Population	103,320,222
Starting a business (rank)	173	Getting credit (rank)	142	Trading across borders (rank)	99
DTF score for starting a business (0–100)	68.88	DTF score for getting credit (0–100)	30.00	DTF score for trading across borders (0–100)	69.39
Procedures (number)	16	Strength of legal rights index (0–12)	1	Time to export	
Time (days)	28	Depth of credit information index (0–8)	5	Documentary compliance (hours)	72
Cost (% of income per capita)	15.8	Credit bureau coverage (% of adults)	8.0	Border compliance (hours)	42
Minimum capital (% of income per capita)	3.0	Credit registry coverage (% of adults)	0.0	Cost to export	
				Documentary compliance (US\$)	53
Dealing with construction permits (rank)	101	Protecting minority investors (rank)	146	Border compliance (US\$)	456
DTF score for dealing with construction permits (0–100)	66.84	DTF score for protecting minority investors (0–100)	40.00	Time to import	
Procedures (number)	23	Extent of disclosure index (0–10)	2	Documentary compliance (hours)	96
Time (days)	122	Extent of director liability index (0–10)	3	Border compliance (hours)	72
Cost (% of warehouse value)	2.6	Ease of shareholder suits index (0–10)	7	Cost to import	
Building quality control index (0–15)	12.0	Extent of shareholder rights index (0–10)	0	Documentary compliance (US\$)	50
		Extent of ownership and control index (0–10)	5	Border compliance (US\$)	580
		Extent of corporate transparency index (0–10)	7		
✓ Getting electricity (rank)	31	✓ Paying taxes (rank)	105	Enforcing contracts (rank)	149
DTF score for getting electricity (0–100)	84.31	DTF score for paying taxes (0–100)	69.27	DTF score for enforcing contracts (0–100)	45.96
Procedures (number)	4	Payments (number per year)	20	Time (days)	962
Time (days)	37	Time (hours per year)	182	Cost (% of claim)	31.0
Cost (% of income per capita)	25.3	Total tax and contribution rate (% of profit)	42.9	Quality of judicial processes index (0–18)	7.5
Reliability of supply and transparency of tariffs index (0–8)	5	Postfiling index (0–100)	50.00		
Registering property (rank)	114			Resolving insolvency (rank)	59
DTF score for registering property (0–100)	57.55			DTF score for resolving insolvency (0–100)	55.22
Procedures (number)	9			Time (years)	2.7
Time (days)	35			Cost (% of estate)	32.0
Cost (% of property value)	4.3			Recovery rate (cents on the dollar)	21.3
Quality of land administration index (0–30)	12.5			Strength of insolvency framework index (0–16)	14.0
POLAND		OECD high income		GNI per capita (US\$)	
Ease of doing business rank (1–190)	27	Overall distance to frontier (DTF) score (0–100)	77.30	Population	37,948,016
Starting a business (rank)	120	Getting credit (rank)	29	Trading across borders (rank)	1
DTF score for starting a business (0–100)	82.78	DTF score for getting credit (0–100)	75.00	DTF score for trading across borders (0–100)	100.00
Procedures (number)	5	Strength of legal rights index (0–12)	7	Time to export	
Time (days)	37	Depth of credit information index (0–8)	8	Documentary compliance (hours)	1
Cost (% of income per capita)	12.0	Credit bureau coverage (% of adults)	85.7	Border compliance (hours)	0
Minimum capital (% of income per capita)	10.7	Credit registry coverage (% of adults)	0.0	Cost to export	
				Documentary compliance (US\$)	0
Dealing with construction permits (rank)	41	Protecting minority investors (rank)	51	Border compliance (US\$)	0
DTF score for dealing with construction permits (0–100)	75.16	DTF score for protecting minority investors (0–100)	61.67	Time to import	
Procedures (number)	12	Extent of disclosure index (0–10)	7	Documentary compliance (hours)	1
Time (days)	153	Extent of director liability index (0–10)	2	Border compliance (hours)	0
Cost (% of warehouse value)	0.3	Ease of shareholder suits index (0–10)	9	Cost to import	
Building quality control index (0–15)	10.0	Extent of shareholder rights index (0–10)	6	Documentary compliance (US\$)	0
		Extent of ownership and control index (0–10)	5	Border compliance (US\$)	0
		Extent of corporate transparency index (0–10)	8		
Getting electricity (rank)	54	Paying taxes (rank)	51	Enforcing contracts (rank)	55
DTF score for getting electricity (0–100)	81.35	DTF score for paying taxes (0–100)	79.42	DTF score for enforcing contracts (0–100)	63.44
Procedures (number)	4	Payments (number per year)	7	Time (days)	685
Time (days)	122	Time (hours per year)	260	Cost (% of claim)	19.4
Cost (% of income per capita)	18.6	Total tax and contribution rate (% of profit)	40.5	Quality of judicial processes index (0–18)	10.5
Reliability of supply and transparency of tariffs index (0–8)	7	Postfiling index (0–100)	77.36		
Registering property (rank)	38			Resolving insolvency (rank)	22
DTF score for registering property (0–100)	76.49			DTF score for resolving insolvency (0–100)	77.71
Procedures (number)	6			Time (years)	3.0
Time (days)	33			Cost (% of estate)	15.0
Cost (% of property value)	0.3			Recovery rate (cents on the dollar)	63.1
Quality of land administration index (0–30)	19.5			Strength of insolvency framework index (0–16)	14.0

Note: Most indicator sets refer to a case scenario in the largest business city of an economy, though for 11 economies the data are a population-weighted average for the two largest business cities. For some indicators a result of "no practice" may be recorded for an economy; see the data notes for more details. In starting a business, procedures (number), time (days) and cost (% of income per capita) are calculated as the average of both men and women. For the postfiling index, a result of "not applicable" may be recorded for an economy.

✓ Reform making it easier to do business ✗ Change making it more difficult to do business

PORTUGAL		OECD high income		GNI per capita (US\$)	
Ease of doing business rank (1–190)	29	Overall distance to frontier (DTF) score (0–100)	76.84	Population	10,324,611
Starting a business (rank)	48	Getting credit (rank)	105	Trading across borders (rank)	1
DTF score for starting a business (0–100)	91.26	DTF score for getting credit (0–100)	45.00	DTF score for trading across borders (0–100)	100.00
Procedures (number)	6	Strength of legal rights index (0–12)	2	Time to export	
Time (days)	5	Depth of credit information index (0–8)	7	Documentary compliance (hours)	1
Cost (% of income per capita)	2.1	Credit bureau coverage (% of adults)	7.8	Border compliance (hours)	0
Minimum capital (% of income per capita)	0.0	Credit registry coverage (% of adults)	100.0	Cost to export	
				Documentary compliance (US\$)	0
Dealing with construction permits (rank)	32	Protecting minority investors (rank)	57	Border compliance (US\$)	0
DTF score for dealing with construction permits (0–100)	76.52	DTF score for protecting minority investors (0–100)	60.00	Time to import	
Procedures (number)	14	Extent of disclosure index (0–10)	6	Documentary compliance (hours)	1
Time (days)	113	Extent of director liability index (0–10)	5	Border compliance (hours)	0
Cost (% of warehouse value)	1.2	Ease of shareholder suits index (0–10)	7	Cost to import	
Building quality control index (0–15)	11.0	Extent of shareholder rights index (0–10)	4	Documentary compliance (US\$)	0
		Extent of ownership and control index (0–10)	6	Border compliance (US\$)	0
		Extent of corporate transparency index (0–10)	8		
Getting electricity (rank)	58	Paying taxes (rank)	38	Enforcing contracts (rank)	19
DTF score for getting electricity (0–100)	80.18	DTF score for paying taxes (0–100)	83.75	DTF score for enforcing contracts (0–100)	71.74
Procedures (number)	7	Payments (number per year)	8	Time (days)	547
Time (days)	46	Time (hours per year)	243	Cost (% of claim)	17.2
Cost (% of income per capita)	36.0	Total tax and contribution rate (% of profit)	39.8	Quality of judicial processes index (0–18)	12.5
Reliability of supply and transparency of tariffs index (0–8)	8	Postfiling index (0–100)	92.71		
Registering property (rank)	28			Resolving insolvency (rank)	15
DTF score for registering property (0–100)	80.26			DTF score for resolving insolvency (0–100)	79.67
Procedures (number)	1			Time (years)	3.0
Time (days)	1			Cost (% of estate)	9.0
Cost (% of property value)	7.3			Recovery rate (cents on the dollar)	63.8
Quality of land administration index (0–30)	21.0			Strength of insolvency framework index (0–16)	14.5
PUERTO RICO (U.S.)		Latin America & Caribbean		GNI per capita (US\$)	
Ease of doing business rank (1–190)	64	Overall distance to frontier (DTF) score (0–100)	68.85	Population	3,411,307
Starting a business (rank)	47	Getting credit (rank)	6	Trading across borders (rank)	64
DTF score for starting a business (0–100)	91.29	DTF score for getting credit (0–100)	90.00	DTF score for trading across borders (0–100)	81.86
Procedures (number)	6	Strength of legal rights index (0–12)	11	Time to export	
Time (days)	5.5	Depth of credit information index (0–8)	7	Documentary compliance (hours)	2
Cost (% of income per capita)	0.8	Credit bureau coverage (% of adults)	100.0	Border compliance (hours)	48
Minimum capital (% of income per capita)	0.0	Credit registry coverage (% of adults)	0.0	Cost to export	
				Documentary compliance (US\$)	75
Dealing with construction permits (rank)	138	Protecting minority investors (rank)	108	Border compliance (US\$)	386
DTF score for dealing with construction permits (0–100)	60.17	DTF score for protecting minority investors (0–100)	50.00	Time to import	
Procedures (number)	22	Extent of disclosure index (0–10)	7	Documentary compliance (hours)	2
Time (days)	165	Extent of director liability index (0–10)	6	Border compliance (hours)	48
Cost (% of warehouse value)	6.3	Ease of shareholder suits index (0–10)	8	Cost to import	
Building quality control index (0–15)	12.0	Extent of shareholder rights index (0–10)	1	Documentary compliance (US\$)	75
		Extent of ownership and control index (0–10)	2	Border compliance (US\$)	386
		Extent of corporate transparency index (0–10)	6		
Getting electricity (rank)	69	Paying taxes (rank)	161	Enforcing contracts (rank)	113
DTF score for getting electricity (0–100)	76.94	DTF score for paying taxes (0–100)	52.42	DTF score for enforcing contracts (0–100)	54.41
Procedures (number)	5	Payments (number per year)	16	Time (days)	630
Time (days)	32	Time (hours per year)	218	Cost (% of claim)	30.2
Cost (% of income per capita)	228.3	Total tax and contribution rate (% of profit)	63.4	Quality of judicial processes index (0–18)	7.0
Reliability of supply and transparency of tariffs index (0–8)	4	Postfiling index (0–100)	13.76		
Registering property (rank)	153			Resolving insolvency (rank)	9
DTF score for registering property (0–100)	47.19			DTF score for resolving insolvency (0–100)	84.20
Procedures (number)	8			Time (years)	2.5
Time (days)	191			Cost (% of estate)	11.0
Cost (% of property value)	1.0			Recovery rate (cents on the dollar)	69.4
Quality of land administration index (0–30)	13.5			Strength of insolvency framework index (0–16)	15.0
QATAR		Middle East & North Africa		GNI per capita (US\$)	
Ease of doing business rank (1–190)	83	Overall distance to frontier (DTF) score (0–100)	64.86	Population	2,569,804
Starting a business (rank)	89	✓ Getting credit (rank)	133	✓ Trading across borders (rank)	90
DTF score for starting a business (0–100)	86.00	DTF score for getting credit (0–100)	35.00	DTF score for trading across borders (0–100)	71.51
Procedures (number)	8.5	Strength of legal rights index (0–12)	1	Time to export	
Time (days)	9	Depth of credit information index (0–8)	6	Documentary compliance (hours)	10
Cost (% of income per capita)	6.7	Credit bureau coverage (% of adults)	0.0	Border compliance (hours)	25
Minimum capital (% of income per capita)	0.0	Credit registry coverage (% of adults)	28.1	Cost to export	
				Documentary compliance (US\$)	150
Dealing with construction permits (rank)	19	Protecting minority investors (rank)	177	Border compliance (US\$)	382
DTF score for dealing with construction permits (0–100)	79.16	DTF score for protecting minority investors (0–100)	26.67	Time to import	
Procedures (number)	16	Extent of disclosure index (0–10)	2	Documentary compliance (hours)	72
Time (days)	58	Extent of director liability index (0–10)	2	Border compliance (hours)	48
Cost (% of warehouse value)	2.0	Ease of shareholder suits index (0–10)	2	Cost to import	
Building quality control index (0–15)	12.0	Extent of shareholder rights index (0–10)	4	Documentary compliance (US\$)	290
		Extent of ownership and control index (0–10)	2	Border compliance (US\$)	558
		Extent of corporate transparency index (0–10)	4		
Getting electricity (rank)	65	Paying taxes (rank)	1	Enforcing contracts (rank)	123
DTF score for getting electricity (0–100)	78.60	DTF score for paying taxes (0–100)	99.44	DTF score for enforcing contracts (0–100)	52.79
Procedures (number)	4	Payments (number per year)	4	Time (days)	570
Time (days)	90	Time (hours per year)	41	Cost (% of claim)	21.6
Cost (% of income per capita)	11.7	Total tax and contribution rate (% of profit)	11.3	Quality of judicial processes index (0–18)	3.5
Reliability of supply and transparency of tariffs index (0–8)	5	Postfiling index (0–100)	not applicable		
Registering property (rank)	26			Resolving insolvency (rank)	116
DTF score for registering property (0–100)	81.06			DTF score for resolving insolvency (0–100)	38.41
Procedures (number)	7			Time (years)	2.8
Time (days)	13			Cost (% of estate)	22.0
Cost (% of property value)	0.3			Recovery rate (cents on the dollar)	30.7
Quality of land administration index (0–30)	24.5			Strength of insolvency framework index (0–16)	7.0

Note: Most indicator sets refer to a case scenario in the largest business city of an economy, though for 11 economies the data are a population-weighted average for the two largest business cities. For some indicators a result of "no practice" may be recorded for an economy; see the data notes for more details. In starting a business, procedures (number), time (days) and cost (% of income per capita) are calculated as the average of both men and women. For the postfiling index, a result of "not applicable" may be recorded for an economy.

✓ Reform making it easier to do business ✗ Change making it more difficult to do business

ROMANIA		Europe & Central Asia		GNI per capita (US\$)	
Ease of doing business rank (1–190)	45	Overall distance to frontier (DTF) score (0–100)	72.87	Population	19,705,301
Starting a business (rank)	64	Getting credit (rank)	20	Trading across borders (rank)	1
DTF score for starting a business (0–100)	89.67	DTF score for getting credit (0–100)	80.00	DTF score for trading across borders (0–100)	100.00
Procedures (number)	6	Strength of legal rights index (0–12)	9	Time to export	
Time (days)	12	Depth of credit information index (0–8)	7	Documentary compliance (hours)	1
Cost (% of income per capita)	0.4	Credit bureau coverage (% of adults)	54.8	Border compliance (hours)	0
Minimum capital (% of income per capita)	0.5	Credit registry coverage (% of adults)	17.3	Cost to export	
				Documentary compliance (US\$)	0
Dealing with construction permits (rank)	150	Protecting minority investors (rank)	57	Border compliance (US\$)	0
DTF score for dealing with construction permits (0–100)	58.13	DTF score for protecting minority investors (0–100)	60.00	Time to import	
Procedures (number)	24	Extent of disclosure index (0–10)	9	Documentary compliance (hours)	1
Time (days)	260	Extent of director liability index (0–10)	4	Border compliance (hours)	0
Cost (% of warehouse value)	2.1	Ease of shareholder suits index (0–10)	5	Cost to import	
Building quality control index (0–15)	13.0	Extent of shareholder rights index (0–10)	6	Documentary compliance (US\$)	0
		Extent of ownership and control index (0–10)	5	Border compliance (US\$)	0
		Extent of corporate transparency index (0–10)	7		
Getting electricity (rank)	147	Paying taxes (rank)	42	Enforcing contracts (rank)	17
DTF score for getting electricity (0–100)	53.34	DTF score for paying taxes (0–100)	80.86	DTF score for enforcing contracts (0–100)	72.25
Procedures (number)	9	Payments (number per year)	14	Time (days)	512
Time (days)	174	Time (hours per year)	163	Cost (% of claim)	25.8
Cost (% of income per capita)	510.9	Total tax and contribution rate (% of profit)	38.4	Quality of judicial processes index (0–18)	14.0
Reliability of supply and transparency of tariffs index (0–8)	7	Postfiling index (0–100)	76.82		
✓ Registering property (rank)	45			Resolving insolvency (rank)	51
DTF score for registering property (0–100)	74.70			DTF score for resolving insolvency (0–100)	59.78
Procedures (number)	6			Time (years)	3.3
Time (days)	16			Cost (% of estate)	10.5
Cost (% of property value)	1.4			Recovery rate (cents on the dollar)	35.6
Quality of land administration index (0–30)	17.0			Strength of insolvency framework index (0–16)	13.0
RUSSIAN FEDERATION		Europe & Central Asia		GNI per capita (US\$)	
Ease of doing business rank (1–190)	35	Overall distance to frontier (DTF) score (0–100)	75.50	Population	144,342,396
Starting a business (rank)	28	✓ Getting credit (rank)	29	✓ Trading across borders (rank)	100
DTF score for starting a business (0–100)	93.03	DTF score for getting credit (0–100)	75.00	DTF score for trading across borders (0–100)	69.20
Procedures (number)	4	Strength of legal rights index (0–12)	8	Time to export	
Time (days)	10.1	Depth of credit information index (0–8)	7	Documentary compliance (hours)	25.4
Cost (% of income per capita)	1.1	Credit bureau coverage (% of adults)	81.8	Border compliance (hours)	72
Minimum capital (% of income per capita)	0.0	Credit registry coverage (% of adults)	0.0	Cost to export	
				Documentary compliance (US\$)	92
Dealing with construction permits (rank)	115	Protecting minority investors (rank)	51	Border compliance (US\$)	665
DTF score for dealing with construction permits (0–100)	65.25	DTF score for protecting minority investors (0–100)	61.67	Time to import	
Procedures (number)	14.4	Extent of disclosure index (0–10)	6	Documentary compliance (hours)	42.5
Time (days)	239.4	Extent of director liability index (0–10)	2	Border compliance (hours)	38.6
Cost (% of warehouse value)	1.3	Ease of shareholder suits index (0–10)	7	Cost to import	
Building quality control index (0–15)	10.0	Extent of shareholder rights index (0–10)	9	Documentary compliance (US\$)	152.5
		Extent of ownership and control index (0–10)	5	Border compliance (US\$)	587.5
		Extent of corporate transparency index (0–10)	8		
Getting electricity (rank)	10	Paying taxes (rank)	52	Enforcing contracts (rank)	18
DTF score for getting electricity (0–100)	92.81	DTF score for paying taxes (0–100)	79.29	DTF score for enforcing contracts (0–100)	72.18
Procedures (number)	3	Payments (number per year)	7	Time (days)	337
Time (days)	83	Time (hours per year)	168	Cost (% of claim)	16.5
Cost (% of income per capita)	41.5	Total tax and contribution rate (% of profit)	47.5	Quality of judicial processes index (0–18)	9.5
Reliability of supply and transparency of tariffs index (0–8)	8	Postfiling index (0–100)	73.14		
✓ Registering property (rank)	12			Resolving insolvency (rank)	54
DTF score for registering property (0–100)	88.72			DTF score for resolving insolvency (0–100)	57.83
Procedures (number)	4			Time (years)	2.0
Time (days)	13			Cost (% of estate)	9.0
Cost (% of property value)	0.2			Recovery rate (cents on the dollar)	40.7
Quality of land administration index (0–30)	26.0			Strength of insolvency framework index (0–16)	11.5
RWANDA		Sub-Saharan Africa		GNI per capita (US\$)	
Ease of doing business rank (1–190)	41	Overall distance to frontier (DTF) score (0–100)	73.40	Population	11,917,508
Starting a business (rank)	78	Getting credit (rank)	6	Trading across borders (rank)	87
DTF score for starting a business (0–100)	87.66	DTF score for getting credit (0–100)	90.00	DTF score for trading across borders (0–100)	72.44
Procedures (number)	5	Strength of legal rights index (0–12)	10	Time to export	
Time (days)	4	Depth of credit information index (0–8)	8	Documentary compliance (hours)	42
Cost (% of income per capita)	44.6	Credit bureau coverage (% of adults)	19.5	Border compliance (hours)	97
Minimum capital (% of income per capita)	0.0	Credit registry coverage (% of adults)	8.2	Cost to export	
				Documentary compliance (US\$)	110
✓ Dealing with construction permits (rank)	112	✓ Protecting minority investors (rank)	16	Border compliance (US\$)	183
DTF score for dealing with construction permits (0–100)	65.56	DTF score for protecting minority investors (0–100)	73.33	Time to import	
Procedures (number)	15	Extent of disclosure index (0–10)	7	Documentary compliance (hours)	48
Time (days)	113	Extent of director liability index (0–10)	9	Border compliance (hours)	86
Cost (% of warehouse value)	13.2	Ease of shareholder suits index (0–10)	5	Cost to import	
Building quality control index (0–15)	14.0	Extent of shareholder rights index (0–10)	8	Documentary compliance (US\$)	121
		Extent of ownership and control index (0–10)	8	Border compliance (US\$)	282
		Extent of corporate transparency index (0–10)	7		
Getting electricity (rank)	119	✓ Paying taxes (rank)	31	✓ Enforcing contracts (rank)	85
DTF score for getting electricity (0–100)	60.69	DTF score for paying taxes (0–100)	84.60	DTF score for enforcing contracts (0–100)	58.62
Procedures (number)	4	Payments (number per year)	8	Time (days)	230
Time (days)	34	Time (hours per year)	94.5	Cost (% of claim)	82.7
Cost (% of income per capita)	2,722.6	Total tax and contribution rate (% of profit)	33.2	Quality of judicial processes index (0–18)	14.0
Reliability of supply and transparency of tariffs index (0–8)	0	Postfiling index (0–100)	63.68		
✓ Registering property (rank)	2			Resolving insolvency (rank)	78
DTF score for registering property (0–100)	93.26			DTF score for resolving insolvency (0–100)	47.79
Procedures (number)	3			Time (years)	2.5
Time (days)	7			Cost (% of estate)	29.0
Cost (% of property value)	0.1			Recovery rate (cents on the dollar)	19.1
Quality of land administration index (0–30)	28.0			Strength of insolvency framework index (0–16)	12.0

Note: Most indicator sets refer to a case scenario in the largest business city of an economy, though for 11 economies the data are a population-weighted average for the two largest business cities. For some indicators a result of "no practice" may be recorded for an economy; see the data notes for more details. In starting a business, procedures (number), time (days) and cost (% of income per capita) are calculated as the average of both men and women. For the postfiling index, a result of "not applicable" may be recorded for an economy.

✓ Reform making it easier to do business ✗ Change making it more difficult to do business

SAMOA		East Asia & Pacific		GNI per capita (US\$)	
Ease of doing business rank (1–190)	87	Overall distance to frontier (DTF) score (0–100)	63.89	Population	195,125
Starting a business (rank)	33	✓ Getting credit (rank)	105	Trading across borders (rank)	148
DTF score for starting a business (0–100)	92.54	DTF score for getting credit (0–100)	45.00	DTF score for trading across borders (0–100)	57.81
Procedures (number)	4	Strength of legal rights index (0–12)	9	Time to export	
Time (days)	9	Depth of credit information index (0–8)	0	Documentary compliance (hours)	24
Cost (% of income per capita)	7.3	Credit bureau coverage (% of adults)	0.0	Border compliance (hours)	51
Minimum capital (% of income per capita)	0.0	Credit registry coverage (% of adults)	0.0	Cost to export	
				Documentary compliance (US\$)	180
Dealing with construction permits (rank)	83	Protecting minority investors (rank)	76	Border compliance (US\$)	1,400
DTF score for dealing with construction permits (0–100)	68.68	DTF score for protecting minority investors (0–100)	56.67	Time to import	
Procedures (number)	18	Extent of disclosure index (0–10)	5	Documentary compliance (hours)	25
Time (days)	58	Extent of director liability index (0–10)	6	Border compliance (hours)	84
Cost (% of warehouse value)	0.8	Ease of shareholder suits index (0–10)	9	Cost to import	
Building quality control index (0–15)	6.0	Extent of shareholder rights index (0–10)	8	Documentary compliance (US\$)	230
		Extent of ownership and control index (0–10)	3	Border compliance (US\$)	900
		Extent of corporate transparency index (0–10)	3		
Getting electricity (rank)	60	Paying taxes (rank)	64	Enforcing contracts (rank)	86
DTF score for getting electricity (0–100)	79.70	DTF score for paying taxes (0–100)	77.04	DTF score for enforcing contracts (0–100)	58.59
Procedures (number)	4	Payments (number per year)	37	Time (days)	455
Time (days)	34	Time (hours per year)	224	Cost (% of claim)	24.4
Cost (% of income per capita)	615.2	Total tax and contribution rate (% of profit)	19.3	Quality of judicial processes index (0–18)	5.5
Reliability of supply and transparency of tariffs index (0–8)	4	Postfiling index (0–100)	91.88		
Registering property (rank)	66			Resolving insolvency (rank)	137
DTF score for registering property (0–100)	69.51			DTF score for resolving insolvency (0–100)	33.38
Procedures (number)	5			Time (years)	2.0
Time (days)	15			Cost (% of estate)	38.0
Cost (% of property value)	3.8			Recovery rate (cents on the dollar)	18.5
Quality of land administration index (0–30)	13.0			Strength of insolvency framework index (0–16)	7.5
SAN MARINO		Europe & Central Asia		GNI per capita (US\$)	
Ease of doing business rank (1–190)	93	Overall distance to frontier (DTF) score (0–100)	62.47	Population	33,203
Starting a business (rank)	112	Getting credit (rank)	183	Trading across borders (rank)	20
DTF score for starting a business (0–100)	83.65	DTF score for getting credit (0–100)	5.00	DTF score for trading across borders (0–100)	97.48
Procedures (number)	8	Strength of legal rights index (0–12)	1	Time to export	
Time (days)	12.5	Depth of credit information index (0–8)	0	Documentary compliance (hours)	1
Cost (% of income per capita)	9.1	Credit bureau coverage (% of adults)	0.0	Border compliance (hours)	0
Minimum capital (% of income per capita)	30.4	Credit registry coverage (% of adults)	0.0	Cost to export	
				Documentary compliance (US\$)	0
Dealing with construction permits (rank)	68	Protecting minority investors (rank)	175	Border compliance (US\$)	0
DTF score for dealing with construction permits (0–100)	71.20	DTF score for protecting minority investors (0–100)	30.00	Time to import	
Procedures (number)	15	Extent of disclosure index (0–10)	3	Documentary compliance (hours)	3
Time (days)	145.5	Extent of director liability index (0–10)	2	Border compliance (hours)	4
Cost (% of warehouse value)	5.5	Ease of shareholder suits index (0–10)	8	Cost to import	
Building quality control index (0–15)	13.0	Extent of shareholder rights index (0–10)	4	Documentary compliance (US\$)	100
		Extent of ownership and control index (0–10)	1	Border compliance (US\$)	50
		Extent of corporate transparency index (0–10)	0		
Getting electricity (rank)	14	Paying taxes (rank)	40	Enforcing contracts (rank)	78
DTF score for getting electricity (0–100)	90.63	DTF score for paying taxes (0–100)	82.32	DTF score for enforcing contracts (0–100)	59.25
Procedures (number)	3	Payments (number per year)	18	Time (days)	575
Time (days)	45	Time (hours per year)	52	Cost (% of claim)	13.9
Cost (% of income per capita)	60.8	Total tax and contribution rate (% of profit)	35.4	Quality of judicial processes index (0–18)	5.5
Reliability of supply and transparency of tariffs index (0–8)	6	Postfiling index (0–100)	67.80		
Registering property (rank)	78			Resolving insolvency (rank)	109
DTF score for registering property (0–100)	65.68			DTF score for resolving insolvency (0–100)	39.48
Procedures (number)	9			Time (years)	2.3
Time (days)	42.5			Cost (% of estate)	5.0
Cost (% of property value)	4.1			Recovery rate (cents on the dollar)	47.2
Quality of land administration index (0–30)	23.0			Strength of insolvency framework index (0–16)	4.5
SÃO TOMÉ AND PRÍNCIPE		Sub-Saharan Africa		GNI per capita (US\$)	
Ease of doing business rank (1–190)	169	Overall distance to frontier (DTF) score (0–100)	44.84	Population	199,910
Starting a business (rank)	148	✓ Getting credit (rank)	159	Trading across borders (rank)	114
DTF score for starting a business (0–100)	77.33	DTF score for getting credit (0–100)	25.00	DTF score for trading across borders (0–100)	66.03
Procedures (number)	6	Strength of legal rights index (0–12)	0	Time to export	
Time (days)	7	Depth of credit information index (0–8)	5	Documentary compliance (hours)	46
Cost (% of income per capita)	13.2	Credit bureau coverage (% of adults)	0.0	Border compliance (hours)	83
Minimum capital (% of income per capita)	192.4	Credit registry coverage (% of adults)	11.9	Cost to export	
				Documentary compliance (US\$)	194
Dealing with construction permits (rank)	103	Protecting minority investors (rank)	187	Border compliance (US\$)	426
DTF score for dealing with construction permits (0–100)	66.49	DTF score for protecting minority investors (0–100)	21.67	Time to import	
Procedures (number)	16	Extent of disclosure index (0–10)	3	Documentary compliance (hours)	17
Time (days)	67	Extent of director liability index (0–10)	1	Border compliance (hours)	150
Cost (% of warehouse value)	2.3	Ease of shareholder suits index (0–10)	6	Cost to import	
Building quality control index (0–15)	5.0	Extent of shareholder rights index (0–10)	2	Documentary compliance (US\$)	75
		Extent of ownership and control index (0–10)	0	Border compliance (US\$)	406
		Extent of corporate transparency index (0–10)	1		
Getting electricity (rank)	115	Paying taxes (rank)	135	Enforcing contracts (rank)	185
DTF score for getting electricity (0–100)	61.97	DTF score for paying taxes (0–100)	61.81	DTF score for enforcing contracts (0–100)	27.00
Procedures (number)	4	Payments (number per year)	46	Time (days)	1,185
Time (days)	89	Time (hours per year)	424	Cost (% of claim)	50.5
Cost (% of income per capita)	370.8	Total tax and contribution rate (% of profit)	37.0	Quality of judicial processes index (0–18)	4.5
Reliability of supply and transparency of tariffs index (0–8)	0	Postfiling index (0–100)	92.20		
Registering property (rank)	171			Resolving insolvency (rank)	168
DTF score for registering property (0–100)	41.06			DTF score for resolving insolvency (0–100)	0.00
Procedures (number)	8			Time (years)	no practice
Time (days)	52			Cost (% of estate)	no practice
Cost (% of property value)	10.2			Recovery rate (cents on the dollar)	0.0
Quality of land administration index (0–30)	4.5			Strength of insolvency framework index (0–16)	0.0

Note: Most indicator sets refer to a case scenario in the largest business city of an economy, though for 11 economies the data are a population-weighted average for the two largest business cities. For some indicators a result of "no practice" may be recorded for an economy; see the data notes for more details. In starting a business, procedures (number), time (days) and cost (% of income per capita) are calculated as the average of both men and women. For the postfiling index, a result of "not applicable" may be recorded for an economy.

✓ Reform making it easier to do business ✗ Change making it more difficult to do business

SAUDI ARABIA		Middle East & North Africa		GNI per capita (US\$)	
Ease of doing business rank (1–190)	92	Overall distance to frontier (DTF) score (0–100)	62.50	Population	32,275,687
✓ Starting a business (rank)	135	Getting credit (rank)	90	✓ Trading across borders (rank)	161
DTF score for starting a business (0–100)	80.04	DTF score for getting credit (0–100)	50.00	DTF score for trading across borders (0–100)	49.59
Procedures (number)	11	Strength of legal rights index (0–12)	2	Time to export	
Time (days)	18	Depth of credit information index (0–8)	8	Documentary compliance (hours)	81
Cost (% of income per capita)	6.8	Credit bureau coverage (% of adults)	50.2	Border compliance (hours)	69
Minimum capital (% of income per capita)	0.0	Credit registry coverage (% of adults)	0.0	Cost to export	
				Documentary compliance (US\$)	105
Dealing with construction permits (rank)	38	✓ Protecting minority investors (rank)	10	Border compliance (US\$)	363
DTF score for dealing with construction permits (0–100)	75.52	DTF score for protecting minority investors (0–100)	75.00	Time to import	
Procedures (number)	17	Extent of disclosure index (0–10)	9	Documentary compliance (hours)	122
Time (days)	89.5	Extent of director liability index (0–10)	8	Border compliance (hours)	228
Cost (% of warehouse value)	2.3	Ease of shareholder suits index (0–10)	4	Cost to import	
Building quality control index (0–15)	12.0	Extent of shareholder rights index (0–10)	7	Documentary compliance (US\$)	390
		Extent of ownership and control index (0–10)	8	Border compliance (US\$)	779
		Extent of corporate transparency index (0–10)	9		
Getting electricity (rank)	59	✓ Paying taxes (rank)	76	✓ Enforcing contracts (rank)	83
DTF score for getting electricity (0–100)	79.88	DTF score for paying taxes (0–100)	75.00	DTF score for enforcing contracts (0–100)	58.78
Procedures (number)	5	Payments (number per year)	3	Time (days)	575
Time (days)	68	Time (hours per year)	47	Cost (% of claim)	27.5
Cost (% of income per capita)	32.1	Total tax and contribution rate (% of profit)	15.7	Quality of judicial processes index (0–18)	8.0
Reliability of supply and transparency of tariffs index (0–8)	6	Postfiling index (0–100)	0.00		
✓ Registering property (rank)	24			Resolving insolvency (rank)	168
DTF score for registering property (0–100)	81.19			DTF score for resolving insolvency (0–100)	0.00
Procedures (number)	2			Time (years)	no practice
Time (days)	1.5			Cost (% of estate)	no practice
Cost (% of property value)	0.0			Recovery rate (cents on the dollar)	0.0
Quality of land administration index (0–30)	10.0			Strength of insolvency framework index (0–16)	0.0
SENEGAL		Sub-Saharan Africa		GNI per capita (US\$)	
Ease of doing business rank (1–190)	140	Overall distance to frontier (DTF) score (0–100)	53.06	Population	15,411,614
✓ Starting a business (rank)	63	Getting credit (rank)	142	Trading across borders (rank)	135
DTF score for starting a business (0–100)	89.70	DTF score for getting credit (0–100)	30.00	DTF score for trading across borders (0–100)	60.85
Procedures (number)	4	Strength of legal rights index (0–12)	6	Time to export	
Time (days)	6	Depth of credit information index (0–8)	0	Documentary compliance (hours)	26
Cost (% of income per capita)	33.8	Credit bureau coverage (% of adults)	2.4	Border compliance (hours)	61
Minimum capital (% of income per capita)	4.6	Credit registry coverage (% of adults)	0.6	Cost to export	
				Documentary compliance (US\$)	96
Dealing with construction permits (rank)	145	Protecting minority investors (rank)	138	Border compliance (US\$)	547
DTF score for dealing with construction permits (0–100)	59.11	DTF score for protecting minority investors (0–100)	41.67	Time to import	
Procedures (number)	14	Extent of disclosure index (0–10)	7	Documentary compliance (hours)	72
Time (days)	177	Extent of director liability index (0–10)	1	Border compliance (hours)	53
Cost (% of warehouse value)	10.1	Ease of shareholder suits index (0–10)	6	Cost to import	
Building quality control index (0–15)	10.0	Extent of shareholder rights index (0–10)	4	Documentary compliance (US\$)	545
		Extent of ownership and control index (0–10)	3	Border compliance (US\$)	702
		Extent of corporate transparency index (0–10)	4		
✓ Getting electricity (rank)	118	✓ Paying taxes (rank)	178	✓ Enforcing contracts (rank)	142
DTF score for getting electricity (0–100)	60.76	DTF score for paying taxes (0–100)	40.79	DTF score for enforcing contracts (0–100)	48.15
Procedures (number)	6	Payments (number per year)	58	Time (days)	740
Time (days)	75	Time (hours per year)	441	Cost (% of claim)	36.4
Cost (% of income per capita)	3,619.6	Total tax and contribution rate (% of profit)	45.1	Quality of judicial processes index (0–18)	6.5
Reliability of supply and transparency of tariffs index (0–8)	5	Postfiling index (0–100)	42.67		
✓ Registering property (rank)	121			Resolving insolvency (rank)	91
DTF score for registering property (0–100)	55.41			DTF score for resolving insolvency (0–100)	44.12
Procedures (number)	5			Time (years)	3.0
Time (days)	56			Cost (% of estate)	20.0
Cost (% of property value)	7.8			Recovery rate (cents on the dollar)	29.7
Quality of land administration index (0–30)	10.0			Strength of insolvency framework index (0–16)	9.0
SERBIA		Europe & Central Asia		GNI per capita (US\$)	
Ease of doing business rank (1–190)	43	Overall distance to frontier (DTF) score (0–100)	73.13	Population	7,057,412
✓ Starting a business (rank)	32	Getting credit (rank)	55	Trading across borders (rank)	23
DTF score for starting a business (0–100)	92.57	DTF score for getting credit (0–100)	65.00	DTF score for trading across borders (0–100)	96.64
Procedures (number)	5	Strength of legal rights index (0–12)	6	Time to export	
Time (days)	5.5	Depth of credit information index (0–8)	7	Documentary compliance (hours)	2
Cost (% of income per capita)	2.3	Credit bureau coverage (% of adults)	100.0	Border compliance (hours)	4
Minimum capital (% of income per capita)	0.0	Credit registry coverage (% of adults)	0.0	Cost to export	
				Documentary compliance (US\$)	35
Dealing with construction permits (rank)	10	Protecting minority investors (rank)	76	Border compliance (US\$)	47
DTF score for dealing with construction permits (0–100)	82.38	DTF score for protecting minority investors (0–100)	56.67	Time to import	
Procedures (number)	11	Extent of disclosure index (0–10)	4	Documentary compliance (hours)	3
Time (days)	110	Extent of director liability index (0–10)	6	Border compliance (hours)	4
Cost (% of warehouse value)	1.8	Ease of shareholder suits index (0–10)	5	Cost to import	
Building quality control index (0–15)	13.0	Extent of shareholder rights index (0–10)	6	Documentary compliance (US\$)	35
		Extent of ownership and control index (0–10)	7	Border compliance (US\$)	52
		Extent of corporate transparency index (0–10)	6		
Getting electricity (rank)	96	Paying taxes (rank)	82	✓ Enforcing contracts (rank)	60
DTF score for getting electricity (0–100)	69.97	DTF score for paying taxes (0–100)	73.63	DTF score for enforcing contracts (0–100)	61.41
Procedures (number)	5	Payments (number per year)	33	Time (days)	635
Time (days)	125	Time (hours per year)	225.5	Cost (% of claim)	40.8
Cost (% of income per capita)	223.5	Total tax and contribution rate (% of profit)	39.7	Quality of judicial processes index (0–18)	13.0
Reliability of supply and transparency of tariffs index (0–8)	5	Postfiling index (0–100)	91.09		
✓ Registering property (rank)	57			Resolving insolvency (rank)	48
DTF score for registering property (0–100)	72.59			DTF score for resolving insolvency (0–100)	60.49
Procedures (number)	6			Time (years)	2.0
Time (days)	21			Cost (% of estate)	20.0
Cost (% of property value)	2.8			Recovery rate (cents on the dollar)	34.0
Quality of land administration index (0–30)	18.0			Strength of insolvency framework index (0–16)	13.5

Note: Most indicator sets refer to a case scenario in the largest business city of an economy, though for 11 economies the data are a population-weighted average for the two largest business cities. For some indicators a result of "no practice" may be recorded for an economy; see the data notes for more details. In starting a business, procedures (number), time (days) and cost (% of income per capita) are calculated as the average of both men and women. For the postfiling index, a result of "not applicable" may be recorded for an economy.

✓ Reform making it easier to do business ✗ Change making it more difficult to do business

SEYCHELLES		Sub-Saharan Africa		GNI per capita (US\$)	
Ease of doing business rank (1–190)	95	Overall distance to frontier (DTF) score (0–100)	61.41	Population	94,677
Starting a business (rank)	141	Getting credit (rank)	133	Trading across borders (rank)	88
DTF score for starting a business (0–100)	78.68	DTF score for getting credit (0–100)	35.00	DTF score for trading across borders (0–100)	71.79
Procedures (number)	9	Strength of legal rights index (0–12)	2	Time to export	
Time (days)	32	Depth of credit information index (0–8)	5	Documentary compliance (hours)	44
Cost (% of income per capita)	13.2	Credit bureau coverage (% of adults)	0.0	Border compliance (hours)	82
Minimum capital (% of income per capita)	0.0	Credit registry coverage (% of adults)	66.9	Cost to export	
✓ Dealing with construction permits (rank)	131	Protecting minority investors (rank)	108	Documentary compliance (US\$)	115
DTF score for dealing with construction permits (0–100)	61.90	DTF score for protecting minority investors (0–100)	50.00	Border compliance (US\$)	332
Procedures (number)	17	Extent of disclosure index (0–10)	4	Time to import	
Time (days)	151	Extent of director liability index (0–10)	8	Documentary compliance (hours)	33
Cost (% of warehouse value)	0.3	Ease of shareholder suits index (0–10)	5	Border compliance (hours)	97
Building quality control index (0–15)	5.0	Extent of shareholder rights index (0–10)	4	Cost to import	
Getting electricity (rank)	134	Extent of ownership and control index (0–10)	5	Documentary compliance (US\$)	93
DTF score for getting electricity (0–100)	57.86	Extent of corporate transparency index (0–10)	4	Border compliance (US\$)	341
Procedures (number)	6	Paying taxes (rank)	29	Enforcing contracts (rank)	130
Time (days)	137	DTF score for paying taxes (0–100)	84.72	DTF score for enforcing contracts (0–100)	51.25
Cost (% of income per capita)	349.6	Payments (number per year)	29	Time (days)	915
Reliability of supply and transparency of tariffs index (0–8)	3	Time (hours per year)	85	Cost (% of claim)	15.4
✓ Registering property (rank)	62	Total tax and contribution rate (% of profit)	30.1	Quality of judicial processes index (0–18)	6.5
DTF score for registering property (0–100)	70.75	Postfiling index (0–100)	93.42	Resolving insolvency (rank)	67
Procedures (number)	4			DTF score for resolving insolvency (0–100)	52.14
Time (days)	33			Time (years)	2.0
Cost (% of property value)	7.0			Cost (% of estate)	11.0
Quality of land administration index (0–30)	21.0			Recovery rate (cents on the dollar)	38.8
				Strength of insolvency framework index (0–16)	10.0
SIERRA LEONE		Sub-Saharan Africa		GNI per capita (US\$)	
Ease of doing business rank (1–190)	160	Overall distance to frontier (DTF) score (0–100)	48.18	Population	7,396,190
✓ Starting a business (rank)	83	Getting credit (rank)	159	✓ Trading across borders (rank)	162
DTF score for starting a business (0–100)	86.95	DTF score for getting credit (0–100)	25.00	DTF score for trading across borders (0–100)	48.99
Procedures (number)	5	Strength of legal rights index (0–12)	5	Time to export	
Time (days)	11	Depth of credit information index (0–8)	0	Documentary compliance (hours)	72
Cost (% of income per capita)	36.2	Credit bureau coverage (% of adults)	0.0	Border compliance (hours)	55
Minimum capital (% of income per capita)	0.0	Credit registry coverage (% of adults)	1.5	Cost to export	
Dealing with construction permits (rank)	182	Protecting minority investors (rank)	81	Documentary compliance (US\$)	227
DTF score for dealing with construction permits (0–100)	38.43	DTF score for protecting minority investors (0–100)	55.00	Border compliance (US\$)	552
Procedures (number)	17	Extent of disclosure index (0–10)	6	Time to import	
Time (days)	182	Extent of director liability index (0–10)	8	Documentary compliance (hours)	137
Cost (% of warehouse value)	22.8	Ease of shareholder suits index (0–10)	6	Border compliance (hours)	120
Building quality control index (0–15)	7.0	Extent of shareholder rights index (0–10)	5	Cost to import	
Getting electricity (rank)	178	Extent of ownership and control index (0–10)	2	Documentary compliance (US\$)	387
DTF score for getting electricity (0–100)	30.65	Extent of corporate transparency index (0–10)	6	Border compliance (US\$)	821
Procedures (number)	8	Paying taxes (rank)	85	Enforcing contracts (rank)	100
Time (days)	82	DTF score for paying taxes (0–100)	72.86	DTF score for enforcing contracts (0–100)	55.92
Cost (% of income per capita)	5,365.7	Payments (number per year)	34	Time (days)	515
Reliability of supply and transparency of tariffs index (0–8)	0	Time (hours per year)	343	Cost (% of claim)	39.5
Registering property (rank)	165	Total tax and contribution rate (% of profit)	31.0	Quality of judicial processes index (0–18)	8.0
DTF score for registering property (0–100)	43.27	Postfiling index (0–100)	95.41	Resolving insolvency (rank)	159
Procedures (number)	7			DTF score for resolving insolvency (0–100)	24.72
Time (days)	56			Time (years)	2.3
Cost (% of property value)	10.8			Cost (% of estate)	42.0
Quality of land administration index (0–30)	6.5			Recovery rate (cents on the dollar)	11.1
				Strength of insolvency framework index (0–16)	6.0
SINGAPORE		East Asia & Pacific		GNI per capita (US\$)	
Ease of doing business rank (1–190)	2	Overall distance to frontier (DTF) score (0–100)	84.57	Population	5,607,283
Starting a business (rank)	6	Getting credit (rank)	29	✓ Trading across borders (rank)	42
DTF score for starting a business (0–100)	96.49	DTF score for getting credit (0–100)	75.00	DTF score for trading across borders (0–100)	89.57
Procedures (number)	3	Strength of legal rights index (0–12)	8	Time to export	
Time (days)	2.5	Depth of credit information index (0–8)	7	Documentary compliance (hours)	2
Cost (% of income per capita)	0.5	Credit bureau coverage (% of adults)	67.8	Border compliance (hours)	10
Minimum capital (% of income per capita)	0.0	Credit registry coverage (% of adults)	0.0	Cost to export	
Dealing with construction permits (rank)	16	Protecting minority investors (rank)	4	Documentary compliance (US\$)	37
DTF score for dealing with construction permits (0–100)	80.26	DTF score for protecting minority investors (0–100)	80.00	Border compliance (US\$)	335
Procedures (number)	10	Extent of disclosure index (0–10)	10	Time to import	
Time (days)	54	Extent of director liability index (0–10)	9	Documentary compliance (hours)	3
Cost (% of warehouse value)	6.2	Ease of shareholder suits index (0–10)	9	Border compliance (hours)	33
Building quality control index (0–15)	12.0	Extent of shareholder rights index (0–10)	7	Cost to import	
Getting electricity (rank)	12	Extent of ownership and control index (0–10)	5	Documentary compliance (US\$)	40
DTF score for getting electricity (0–100)	91.33	Extent of corporate transparency index (0–10)	8	Border compliance (US\$)	220
Procedures (number)	4	Paying taxes (rank)	7	Enforcing contracts (rank)	2
Time (days)	30	DTF score for paying taxes (0–100)	91.58	DTF score for enforcing contracts (0–100)	83.61
Cost (% of income per capita)	25.3	Payments (number per year)	5	Time (days)	164
Reliability of supply and transparency of tariffs index (0–8)	7	Time (hours per year)	64	Cost (% of claim)	25.8
Registering property (rank)	19	Total tax and contribution rate (% of profit)	20.3	Quality of judicial processes index (0–18)	15.0
DTF score for registering property (0–100)	83.57	Postfiling index (0–100)	71.97	✓ Resolving insolvency (rank)	27
Procedures (number)	6			DTF score for resolving insolvency (0–100)	74.31
Time (days)	4.5			Time (years)	0.8
Cost (% of property value)	2.9			Cost (% of estate)	4.0
Quality of land administration index (0–30)	29.0			Recovery rate (cents on the dollar)	88.7
				Strength of insolvency framework index (0–16)	8.5

Note: Most indicator sets refer to a case scenario in the largest business city of an economy, though for 11 economies the data are a population-weighted average for the two largest business cities. For some indicators a result of "no practice" may be recorded for an economy; see the data notes for more details. In starting a business, procedures (number), time (days) and cost (% of income per capita) are calculated as the average of both men and women. For the postfiling index, a result of "not applicable" may be recorded for an economy.

✓ Reform making it easier to do business ✗ Change making it more difficult to do business

SLOVAK REPUBLIC		OECD high income		GNI per capita (US\$)	
Ease of doing business rank (1–190)	39	Overall distance to frontier (DTF) score (0–100)	74.90	Population	5,428,704
Starting a business (rank)	83	Getting credit (rank)	55	Trading across borders (rank)	1
DTF score for starting a business (0–100)	86.95	DTF score for getting credit (0–100)	65.00	DTF score for trading across borders (0–100)	100.00
Procedures (number)	7	Strength of legal rights index (0–12)	7	Time to export	
Time (days)	12.5	Depth of credit information index (0–8)	6	Documentary compliance (hours)	1
Cost (% of income per capita)	1.1	Credit bureau coverage (% of adults)	79.4	Border compliance (hours)	0
Minimum capital (% of income per capita)	17.2	Credit registry coverage (% of adults)	3.2	Cost to export	
				Documentary compliance (US\$)	0
Dealing with construction permits (rank)	91	Protecting minority investors (rank)	89	Border compliance (US\$)	0
DTF score for dealing with construction permits (0–100)	67.82	DTF score for protecting minority investors (0–100)	53.33	Time to import	
Procedures (number)	10	Extent of disclosure index (0–10)	3	Documentary compliance (hours)	1
Time (days)	286	Extent of director liability index (0–10)	4	Border compliance (hours)	0
Cost (% of warehouse value)	0.1	Ease of shareholder suits index (0–10)	7	Cost to import	
Building quality control index (0–15)	10.0	Extent of shareholder rights index (0–10)	6	Documentary compliance (US\$)	0
		Extent of ownership and control index (0–10)	6	Border compliance (US\$)	0
		Extent of corporate transparency index (0–10)	6		
Getting electricity (rank)	57	Paying taxes (rank)	49	✓ Enforcing contracts (rank)	84
DTF score for getting electricity (0–100)	80.31	DTF score for paying taxes (0–100)	79.88	DTF score for enforcing contracts (0–100)	58.63
Procedures (number)	5	Payments (number per year)	8	Time (days)	775
Time (days)	121	Time (hours per year)	192	Cost (% of claim)	30.6
Cost (% of income per capita)	50.8	Total tax and contribution rate (% of profit)	51.6	Quality of judicial processes index (0–18)	11.5
Reliability of supply and transparency of tariffs index (0–8)	8	Postfiling index (0–100)	87.17	Resolving insolvency (rank)	42
Registering property (rank)	7			DTF score for resolving insolvency (0–100)	66.08
DTF score for registering property (0–100)	91.00			Time (years)	4.0
Procedures (number)	3			Cost (% of estate)	18.0
Time (days)	16.5			Recovery rate (cents on the dollar)	47.3
Cost (% of property value)	0.0			Strength of insolvency framework index (0–16)	13.0
Quality of land administration index (0–30)	26.5				
SLOVENIA		OECD high income		GNI per capita (US\$)	
Ease of doing business rank (1–190)	37	Overall distance to frontier (DTF) score (0–100)	75.42	Population	2,064,845
Starting a business (rank)	46	✓ Getting credit (rank)	105	Trading across borders (rank)	1
DTF score for starting a business (0–100)	91.48	DTF score for getting credit (0–100)	45.00	DTF score for trading across borders (0–100)	100.00
Procedures (number)	4	Strength of legal rights index (0–12)	3	Time to export	
Time (days)	7	Depth of credit information index (0–8)	6	Documentary compliance (hours)	1
Cost (% of income per capita)	0.0	Credit bureau coverage (% of adults)	0.0	Border compliance (hours)	0
Minimum capital (% of income per capita)	39.6	Credit registry coverage (% of adults)	100.0	Cost to export	
				Documentary compliance (US\$)	0
Dealing with construction permits (rank)	100	Protecting minority investors (rank)	24	Border compliance (US\$)	0
DTF score for dealing with construction permits (0–100)	67.01	DTF score for protecting minority investors (0–100)	70.00	Time to import	
Procedures (number)	14	Extent of disclosure index (0–10)	5	Documentary compliance (hours)	1
Time (days)	239.5	Extent of director liability index (0–10)	9	Border compliance (hours)	0
Cost (% of warehouse value)	2.9	Ease of shareholder suits index (0–10)	8	Cost to import	
Building quality control index (0–15)	12.0	Extent of shareholder rights index (0–10)	8	Documentary compliance (US\$)	0
		Extent of ownership and control index (0–10)	6	Border compliance (US\$)	0
		Extent of corporate transparency index (0–10)	6		
Getting electricity (rank)	19	Paying taxes (rank)	58	Enforcing contracts (rank)	122
DTF score for getting electricity (0–100)	89.16	DTF score for paying taxes (0–100)	77.78	DTF score for enforcing contracts (0–100)	52.97
Procedures (number)	5	Payments (number per year)	10	Time (days)	1,160
Time (days)	38	Time (hours per year)	245	Cost (% of claim)	12.7
Cost (% of income per capita)	107.1	Total tax and contribution rate (% of profit)	31.0	Quality of judicial processes index (0–18)	10.5
Reliability of supply and transparency of tariffs index (0–8)	8	Postfiling index (0–100)	59.94	Resolving insolvency (rank)	10
Registering property (rank)	36			DTF score for resolving insolvency (0–100)	83.69
DTF score for registering property (0–100)	77.05			Time (years)	0.8
Procedures (number)	5			Cost (% of estate)	4.0
Time (days)	49.5			Recovery rate (cents on the dollar)	88.7
Cost (% of property value)	2.0			Strength of insolvency framework index (0–16)	11.5
Quality of land administration index (0–30)	23.5				
SOLOMON ISLANDS		East Asia & Pacific		GNI per capita (US\$)	
Ease of doing business rank (1–190)	116	Overall distance to frontier (DTF) score (0–100)	58.13	Population	599,419
Starting a business (rank)	94	Getting credit (rank)	90	Trading across borders (rank)	156
DTF score for starting a business (0–100)	85.42	DTF score for getting credit (0–100)	50.00	DTF score for trading across borders (0–100)	53.45
Procedures (number)	7	Strength of legal rights index (0–12)	10	Time to export	
Time (days)	9	Depth of credit information index (0–8)	0	Documentary compliance (hours)	60
Cost (% of income per capita)	28.9	Credit bureau coverage (% of adults)	1.1	Border compliance (hours)	110
Minimum capital (% of income per capita)	0.0	Credit registry coverage (% of adults)	0.0	Cost to export	
				Documentary compliance (US\$)	257
Dealing with construction permits (rank)	57	Protecting minority investors (rank)	108	Border compliance (US\$)	630
DTF score for dealing with construction permits (0–100)	72.74	DTF score for protecting minority investors (0–100)	50.00	Time to import	
Procedures (number)	13	Extent of disclosure index (0–10)	3	Documentary compliance (hours)	37
Time (days)	98	Extent of director liability index (0–10)	7	Border compliance (hours)	108
Cost (% of warehouse value)	1.3	Ease of shareholder suits index (0–10)	9	Cost to import	
Building quality control index (0–15)	7.5	Extent of shareholder rights index (0–10)	7	Documentary compliance (US\$)	215
		Extent of ownership and control index (0–10)	3	Border compliance (US\$)	740
		Extent of corporate transparency index (0–10)	1		
Getting electricity (rank)	113	Paying taxes (rank)	37	Enforcing contracts (rank)	156
DTF score for getting electricity (0–100)	63.10	DTF score for paying taxes (0–100)	83.81	DTF score for enforcing contracts (0–100)	43.49
Procedures (number)	4	Payments (number per year)	34	Time (days)	497
Time (days)	53	Time (hours per year)	80	Cost (% of claim)	78.9
Cost (% of income per capita)	1,273.7	Total tax and contribution rate (% of profit)	32.0	Quality of judicial processes index (0–18)	9.0
Reliability of supply and transparency of tariffs index (0–8)	0	Postfiling index (0–100)	100.00	Resolving insolvency (rank)	143
Registering property (rank)	152			DTF score for resolving insolvency (0–100)	31.95
DTF score for registering property (0–100)	47.37			Time (years)	1.0
Procedures (number)	10			Cost (% of estate)	38.0
Time (days)	86.5			Recovery rate (cents on the dollar)	24.5
Cost (% of property value)	4.7			Strength of insolvency framework index (0–16)	6.0
Quality of land administration index (0–30)	11.0				

Note: Most indicator sets refer to a case scenario in the largest business city of an economy, though for 11 economies the data are a population-weighted average for the two largest business cities. For some indicators a result of "no practice" may be recorded for an economy; see the data notes for more details. In starting a business, procedures (number), time (days) and cost (% of income per capita) are calculated as the average of both men and women. For the postfiling index, a result of "not applicable" may be recorded for an economy.

✓ Reform making it easier to do business ✗ Change making it more difficult to do business

SOMALIA		Sub-Saharan Africa		GNI per capita (US\$)	
Ease of doing business rank (1–190)	190	Overall distance to frontier (DTF) score (0–100)	19.98	Population	14,317,996
Starting a business (rank)	187	Getting credit (rank)	186	Trading across borders (rank)	160
DTF score for starting a business (0–100)	45.77	DTF score for getting credit (0–100)	0.00	DTF score for trading across borders (0–100)	51.60
Procedures (number)	9	Strength of legal rights index (0–12)	0	Time to export	
Time (days)	70	Depth of credit information index (0–8)	0	Documentary compliance (hours)	73
Cost (% of income per capita)	203.6	Credit bureau coverage (% of adults)	0.0	Border compliance (hours)	44
Minimum capital (% of income per capita)	0.0	Credit registry coverage (% of adults)	0.0	Cost to export	
				Documentary compliance (US\$)	350
Dealing with construction permits (rank)	186	Protecting minority investors (rank)	190	Border compliance (US\$)	495
DTF score for dealing with construction permits (0–100)	0.00	DTF score for protecting minority investors (0–100)	0.00	Time to import	
Procedures (number)	no practice	Extent of disclosure index (0–10)	0	Documentary compliance (hours)	76
Time (days)	no practice	Extent of director liability index (0–10)	0	Border compliance (hours)	85
Cost (% of warehouse value)	no practice	Ease of shareholder suits index (0–10)	0	Cost to import	
Building quality control index (0–15)	0.0	Extent of shareholder rights index (0–10)	0	Documentary compliance (US\$)	300
		Extent of ownership and control index (0–10)	0	Border compliance (US\$)	952
		Extent of corporate transparency index (0–10)	0		
Getting electricity (rank)	187	Paying taxes (rank)	190	Enforcing contracts (rank)	110
DTF score for getting electricity (0–100)	0.00	DTF score for paying taxes (0–100)	0.00	DTF score for enforcing contracts (0–100)	54.58
Procedures (number)	no practice	Payments (number per year)	no practice	Time (days)	575
Time (days)	no practice	Time (hours per year)	no practice	Cost (% of claim)	21.4
Cost (% of income per capita)	no practice	Total tax and contribution rate (% of profit)	no practice	Quality of judicial processes index (0–18)	4.5
Reliability of supply and transparency of tariffs index (0–8)	0	Postfiling index (0–100)	no practice		
Registering property (rank)	150			Resolving insolvency (rank)	168
DTF score for registering property (0–100)	47.83			DTF score for resolving insolvency (0–100)	0.00
Procedures (number)	5			Time (years)	no practice
Time (days)	188			Cost (% of estate)	no practice
Cost (% of property value)	1.6			Recovery rate (cents on the dollar)	0.0
Quality of land administration index (0–30)	7.5			Strength of insolvency framework index (0–16)	0.0
SOUTH AFRICA		Sub-Saharan Africa		GNI per capita (US\$)	
Ease of doing business rank (1–190)	82	Overall distance to frontier (DTF) score (0–100)	64.89	Population	55,908,865
Starting a business (rank)	136	Getting credit (rank)	68	Trading across borders (rank)	147
DTF score for starting a business (0–100)	79.97	DTF score for getting credit (0–100)	60.00	DTF score for trading across borders (0–100)	58.01
Procedures (number)	7	Strength of legal rights index (0–12)	5	Time to export	
Time (days)	45	Depth of credit information index (0–8)	7	Documentary compliance (hours)	68
Cost (% of income per capita)	0.2	Credit bureau coverage (% of adults)	64.4	Border compliance (hours)	100
Minimum capital (% of income per capita)	0.0	Credit registry coverage (% of adults)	0.0	Cost to export	
				Documentary compliance (US\$)	170
Dealing with construction permits (rank)	94	Protecting minority investors (rank)	24	Border compliance (US\$)	428
DTF score for dealing with construction permits (0–100)	67.53	DTF score for protecting minority investors (0–100)	70.00	Time to import	
Procedures (number)	20	Extent of disclosure index (0–10)	8	Documentary compliance (hours)	36
Time (days)	149	Extent of director liability index (0–10)	8	Border compliance (hours)	144
Cost (% of warehouse value)	1.6	Ease of shareholder suits index (0–10)	8	Cost to import	
Building quality control index (0–15)	11.0	Extent of shareholder rights index (0–10)	8	Documentary compliance (US\$)	213
		Extent of ownership and control index (0–10)	6	Border compliance (US\$)	657
		Extent of corporate transparency index (0–10)	4		
Getting electricity (rank)	112	Paying taxes (rank)	46	Enforcing contracts (rank)	115
DTF score for getting electricity (0–100)	63.21	DTF score for paying taxes (0–100)	80.02	DTF score for enforcing contracts (0–100)	54.10
Procedures (number)	4	Payments (number per year)	7	Time (days)	600
Time (days)	84	Time (hours per year)	210	Cost (% of claim)	33.2
Cost (% of income per capita)	146.6	Total tax and contribution rate (% of profit)	28.9	Quality of judicial processes index (0–18)	7.0
Reliability of supply and transparency of tariffs index (0–8)	0	Postfiling index (0–100)	55.45		
Registering property (rank)	107			Resolving insolvency (rank)	55
DTF score for registering property (0–100)	58.43			DTF score for resolving insolvency (0–100)	57.59
Procedures (number)	7			Time (years)	2.0
Time (days)	23			Cost (% of estate)	18.0
Cost (% of property value)	7.6			Recovery rate (cents on the dollar)	34.4
Quality of land administration index (0–30)	13.5			Strength of insolvency framework index (0–16)	12.5
SOUTH SUDAN		Sub-Saharan Africa		GNI per capita (US\$)	
Ease of doing business rank (1–190)	187	Overall distance to frontier (DTF) score (0–100)	32.86	Population	12,230,730
✗ Starting a business (rank)	181	Getting credit (rank)	177	Trading across borders (rank)	178
DTF score for starting a business (0–100)	55.68	DTF score for getting credit (0–100)	10.00	DTF score for trading across borders (0–100)	26.19
Procedures (number)	12	Strength of legal rights index (0–12)	2	Time to export	
Time (days)	13	Depth of credit information index (0–8)	0	Documentary compliance (hours)	192
Cost (% of income per capita)	305.0	Credit bureau coverage (% of adults)	0.0	Border compliance (hours)	146
Minimum capital (% of income per capita)	0.0	Credit registry coverage (% of adults)	0.0	Cost to export	
				Documentary compliance (US\$)	194
Dealing with construction permits (rank)	178	Protecting minority investors (rank)	177	Border compliance (US\$)	763
DTF score for dealing with construction permits (0–100)	42.54	DTF score for protecting minority investors (0–100)	26.67	Time to import	
Procedures (number)	23	Extent of disclosure index (0–10)	2	Documentary compliance (hours)	360
Time (days)	124	Extent of director liability index (0–10)	1	Border compliance (hours)	179
Cost (% of warehouse value)	15.3	Ease of shareholder suits index (0–10)	5	Cost to import	
Building quality control index (0–15)	7.0	Extent of shareholder rights index (0–10)	2	Documentary compliance (US\$)	350
		Extent of ownership and control index (0–10)	3	Border compliance (US\$)	781
		Extent of corporate transparency index (0–10)	3		
Getting electricity (rank)	187	Paying taxes (rank)	66	Enforcing contracts (rank)	81
DTF score for getting electricity (0–100)	0.00	DTF score for paying taxes (0–100)	76.75	DTF score for enforcing contracts (0–100)	58.99
Procedures (number)	no practice	Payments (number per year)	37	Time (days)	228
Time (days)	no practice	Time (hours per year)	210	Cost (% of claim)	30.0
Cost (% of income per capita)	no practice	Total tax and contribution rate (% of profit)	31.4	Quality of judicial processes index (0–18)	3.5
Reliability of supply and transparency of tariffs index (0–8)	0	Postfiling index (0–100)	95.87		
Registering property (rank)	181			Resolving insolvency (rank)	168
DTF score for registering property (0–100)	31.79			DTF score for resolving insolvency (0–100)	0.00
Procedures (number)	9			Time (years)	no practice
Time (days)	50			Cost (% of estate)	no practice
Cost (% of property value)	14.9			Recovery rate (cents on the dollar)	0.0
Quality of land administration index (0–30)	5.0			Strength of insolvency framework index (0–16)	0.0

Note: Most indicator sets refer to a case scenario in the largest business city of an economy, though for 11 economies the data are a population-weighted average for the two largest business cities. For some indicators a result of "no practice" may be recorded for an economy; see the data notes for more details. In starting a business, procedures (number), time (days) and cost (% of income per capita) are calculated as the average of both men and women. For the postfiling index, a result of "not applicable" may be recorded for an economy.

✓ Reform making it easier to do business ✗ Change making it more difficult to do business

SPAIN		OECD high income		GNI per capita (US\$)	
Ease of doing business rank (1–190)	28	Overall distance to frontier (DTF) score (0–100)	77.02	Population	46,443,959
Starting a business (rank)	86	Getting credit (rank)	68	Trading across borders (rank)	1
DTF score for starting a business (0–100)	86.65	DTF score for getting credit (0–100)	60.00	DTF score for trading across borders (0–100)	100.00
Procedures (number)	7	Strength of legal rights index (0–12)	5	Time to export	
Time (days)	13	Depth of credit information index (0–8)	7	Documentary compliance (hours)	1
Cost (% of income per capita)	4.8	Credit bureau coverage (% of adults)	15.9	Border compliance (hours)	0
Minimum capital (% of income per capita)	12.5	Credit registry coverage (% of adults)	79.3	Cost to export	
				Documentary compliance (US\$)	0
Dealing with construction permits (rank)	123	Protecting minority investors (rank)	24	Border compliance (US\$)	0
DTF score for dealing with construction permits (0–100)	63.50	DTF score for protecting minority investors (0–100)	70.00	Time to import	
Procedures (number)	15	Extent of disclosure index (0–10)	7	Documentary compliance (hours)	1
Time (days)	208	Extent of director liability index (0–10)	6	Border compliance (hours)	0
Cost (% of warehouse value)	5.4	Ease of shareholder suits index (0–10)	6	Cost to import	
Building quality control index (0–15)	11.0	Extent of shareholder rights index (0–10)	9	Documentary compliance (US\$)	0
		Extent of ownership and control index (0–10)	5	Border compliance (US\$)	0
		Extent of corporate transparency index (0–10)	9		
Getting electricity (rank)	42	Paying taxes (rank)	34	✓ Enforcing contracts (rank)	26
DTF score for getting electricity (0–100)	82.99	DTF score for paying taxes (0–100)	84.44	DTF score for enforcing contracts (0–100)	69.97
Procedures (number)	5	Payments (number per year)	9	Time (days)	510
Time (days)	95	Time (hours per year)	152	Cost (% of claim)	17.2
Cost (% of income per capita)	100.1	Total tax and contribution rate (% of profit)	46.9	Quality of judicial processes index (0–18)	11.0
Reliability of supply and transparency of tariffs index (0–8)	8	Postfiling index (0–100)	93.60		
Registering property (rank)	53			Resolving insolvency (rank)	19
DTF score for registering property (0–100)	73.88			DTF score for resolving insolvency (0–100)	78.74
Procedures (number)	5			Time (years)	1.5
Time (days)	12.5			Cost (% of estate)	11.0
Cost (% of property value)	6.1			Recovery rate (cents on the dollar)	76.6
Quality of land administration index (0–30)	22.5			Strength of insolvency framework index (0–16)	12.0
SRI LANKA		South Asia		GNI per capita (US\$)	
Ease of doing business rank (1–190)	111	Overall distance to frontier (DTF) score (0–100)	58.86	Population	21,203,000
Starting a business (rank)	77	Getting credit (rank)	122	✓ Trading across borders (rank)	86
DTF score for starting a business (0–100)	87.74	DTF score for getting credit (0–100)	40.00	DTF score for trading across borders (0–100)	73.29
Procedures (number)	7	Strength of legal rights index (0–12)	2	Time to export	
Time (days)	9	Depth of credit information index (0–8)	6	Documentary compliance (hours)	48
Cost (% of income per capita)	10.4	Credit bureau coverage (% of adults)	35.0	Border compliance (hours)	43
Minimum capital (% of income per capita)	0.0	Credit registry coverage (% of adults)	0.0	Cost to export	
				Documentary compliance (US\$)	58
Dealing with construction permits (rank)	76	Protecting minority investors (rank)	43	Border compliance (US\$)	366
DTF score for dealing with construction permits (0–100)	69.33	DTF score for protecting minority investors (0–100)	63.33	Time to import	
Procedures (number)	13	Extent of disclosure index (0–10)	8	Documentary compliance (hours)	48
Time (days)	115	Extent of director liability index (0–10)	5	Border compliance (hours)	72
Cost (% of warehouse value)	0.3	Ease of shareholder suits index (0–10)	7	Cost to import	
Building quality control index (0–15)	5.5	Extent of shareholder rights index (0–10)	6	Documentary compliance (US\$)	283
		Extent of ownership and control index (0–10)	6	Border compliance (US\$)	300
		Extent of corporate transparency index (0–10)	6		
Getting electricity (rank)	93	Paying taxes (rank)	158	Enforcing contracts (rank)	165
DTF score for getting electricity (0–100)	70.98	DTF score for paying taxes (0–100)	53.70	DTF score for enforcing contracts (0–100)	39.31
Procedures (number)	5	Payments (number per year)	47	Time (days)	1,318
Time (days)	100	Time (hours per year)	168	Cost (% of claim)	22.8
Cost (% of income per capita)	777.0	Total tax and contribution rate (% of profit)	55.2	Quality of judicial processes index (0–18)	7.5
Reliability of supply and transparency of tariffs index (0–8)	5	Postfiling index (0–100)	49.31		
Registering property (rank)	157			Resolving insolvency (rank)	88
DTF score for registering property (0–100)	45.92			DTF score for resolving insolvency (0–100)	44.99
Procedures (number)	9			Time (years)	1.7
Time (days)	51			Cost (% of estate)	10.0
Cost (% of property value)	5.1			Recovery rate (cents on the dollar)	42.9
Quality of land administration index (0–30)	2.5			Strength of insolvency framework index (0–16)	7.0
ST. KITTS AND NEVIS		Latin America & Caribbean		GNI per capita (US\$)	
Ease of doing business rank (1–190)	134	Overall distance to frontier (DTF) score (0–100)	54.52	Population	54,821
Starting a business (rank)	91	Getting credit (rank)	159	✓ Trading across borders (rank)	66
DTF score for starting a business (0–100)	85.76	DTF score for getting credit (0–100)	25.00	DTF score for trading across borders (0–100)	81.04
Procedures (number)	7	Strength of legal rights index (0–12)	5	Time to export	
Time (days)	18.5	Depth of credit information index (0–8)	0	Documentary compliance (hours)	24
Cost (% of income per capita)	7.2	Credit bureau coverage (% of adults)	0.0	Border compliance (hours)	27
Minimum capital (% of income per capita)	0.0	Credit registry coverage (% of adults)	0.0	Cost to export	
				Documentary compliance (US\$)	100
Dealing with construction permits (rank)	33	Protecting minority investors (rank)	119	Border compliance (US\$)	335
DTF score for dealing with construction permits (0–100)	76.27	DTF score for protecting minority investors (0–100)	48.33	Time to import	
Procedures (number)	11	Extent of disclosure index (0–10)	4	Documentary compliance (hours)	33
Time (days)	105	Extent of director liability index (0–10)	8	Border compliance (hours)	37
Cost (% of warehouse value)	0.3	Ease of shareholder suits index (0–10)	8	Cost to import	
Building quality control index (0–15)	8.0	Extent of shareholder rights index (0–10)	4	Documentary compliance (US\$)	90
		Extent of ownership and control index (0–10)	1	Border compliance (US\$)	311
		Extent of corporate transparency index (0–10)	4		
Getting electricity (rank)	94	Paying taxes (rank)	124	Enforcing contracts (rank)	50
DTF score for getting electricity (0–100)	70.10	DTF score for paying taxes (0–100)	64.41	DTF score for enforcing contracts (0–100)	65.51
Procedures (number)	4	Payments (number per year)	39	Time (days)	578
Time (days)	18	Time (hours per year)	203	Cost (% of claim)	26.6
Cost (% of income per capita)	239.2	Total tax and contribution rate (% of profit)	49.7	Quality of judicial processes index (0–18)	11.5
Reliability of supply and transparency of tariffs index (0–8)	0	Postfiling index (0–100)	75.73		
Registering property (rank)	184			Resolving insolvency (rank)	168
DTF score for registering property (0–100)	28.80			DTF score for resolving insolvency (0–100)	0.00
Procedures (number)	6			Time (years)	no practice
Time (days)	224			Cost (% of estate)	no practice
Cost (% of property value)	11.0			Recovery rate (cents on the dollar)	0.0
Quality of land administration index (0–30)	9.0			Strength of insolvency framework index (0–16)	0.0

Note: Most indicator sets refer to a case scenario in the largest business city of an economy, though for 11 economies the data are a population-weighted average for the two largest business cities. For some indicators a result of "no practice" may be recorded for an economy; see the data notes for more details. In starting a business, procedures (number), time (days) and cost (% of income per capita) are calculated as the average of both men and women. For the postfiling index, a result of "not applicable" may be recorded for an economy.

✓ Reform making it easier to do business ✗ Change making it more difficult to do business

ST. LUCIA		Latin America & Caribbean		GNI per capita (US\$)	
Ease of doing business rank (1–190)	91	Overall distance to frontier (DTF) score (0–100)	62.88	Population	178,015
Starting a business (rank)	69	Getting credit (rank)	159	Trading across borders (rank)	82
DTF score for starting a business (0–100)	88.79	DTF score for getting credit (0–100)	25.00	DTF score for trading across borders (0–100)	73.87
Procedures (number)	5	Strength of legal rights index (0–12)	5	Time to export	
Time (days)	11	Depth of credit information index (0–8)	0	Documentary compliance (hours)	19
Cost (% of income per capita)	21.5	Credit bureau coverage (% of adults)	0.0	Border compliance (hours)	27
Minimum capital (% of income per capita)	0.0	Credit registry coverage (% of adults)	0.0	Cost to export	
				Documentary compliance (US\$)	63
Dealing with construction permits (rank)	34	Protecting minority investors (rank)	96	Border compliance (US\$)	718
DTF score for dealing with construction permits (0–100)	76.21	DTF score for protecting minority investors (0–100)	51.67	Time to import	
Procedures (number)	14	Extent of disclosure index (0–10)	4	Documentary compliance (hours)	14
Time (days)	116	Extent of director liability index (0–10)	8	Border compliance (hours)	27
Cost (% of warehouse value)	0.6	Ease of shareholder suits index (0–10)	8	Cost to import	
Building quality control index (0–15)	10.5	Extent of shareholder rights index (0–10)	4	Documentary compliance (US\$)	98
		Extent of ownership and control index (0–10)	4	Border compliance (US\$)	842
		Extent of corporate transparency index (0–10)	3		
Getting electricity (rank)	43	Paying taxes (rank)	74	Enforcing contracts (rank)	71
DTF score for getting electricity (0–100)	82.88	DTF score for paying taxes (0–100)	75.73	DTF score for enforcing contracts (0–100)	59.67
Procedures (number)	6	Payments (number per year)	35	Time (days)	645
Time (days)	26	Time (hours per year)	110	Cost (% of claim)	37.3
Cost (% of income per capita)	203.7	Total tax and contribution rate (% of profit)	34.7	Quality of judicial processes index (0–18)	11.5
Reliability of supply and transparency of tariffs index (0–8)	7	Postfiling index (0–100)	77.80		
Registering property (rank)	105			Resolving insolvency (rank)	127
DTF score for registering property (0–100)	59.16			DTF score for resolving insolvency (0–100)	35.83
Procedures (number)	9			Time (years)	2.0
Time (days)	17			Cost (% of estate)	9.0
Cost (% of property value)	7.6			Recovery rate (cents on the dollar)	43.3
Quality of land administration index (0–30)	18.5			Strength of insolvency framework index (0–16)	4.0
ST. VINCENT AND THE GRENADINES		Latin America & Caribbean		GNI per capita (US\$)	
Ease of doing business rank (1–190)	129	Overall distance to frontier (DTF) score (0–100)	55.72	Population	109,643
Starting a business (rank)	85	Getting credit (rank)	159	Trading across borders (rank)	93
DTF score for starting a business (0–100)	86.82	DTF score for getting credit (0–100)	25.00	DTF score for trading across borders (0–100)	71.08
Procedures (number)	7	Strength of legal rights index (0–12)	5	Time to export	
Time (days)	10	Depth of credit information index (0–8)	0	Documentary compliance (hours)	72
Cost (% of income per capita)	15.8	Credit bureau coverage (% of adults)	0.0	Border compliance (hours)	28
Minimum capital (% of income per capita)	0.0	Credit registry coverage (% of adults)	0.0	Cost to export	
				Documentary compliance (US\$)	80
Dealing with construction permits (rank)	44	Protecting minority investors (rank)	96	Border compliance (US\$)	425
DTF score for dealing with construction permits (0–100)	74.42	DTF score for protecting minority investors (0–100)	51.67	Time to import	
Procedures (number)	14	Extent of disclosure index (0–10)	4	Documentary compliance (hours)	24
Time (days)	92	Extent of director liability index (0–10)	8	Border compliance (hours)	48
Cost (% of warehouse value)	0.1	Ease of shareholder suits index (0–10)	8	Cost to import	
Building quality control index (0–15)	8.0	Extent of shareholder rights index (0–10)	4	Documentary compliance (US\$)	90
		Extent of ownership and control index (0–10)	4	Border compliance (US\$)	875
		Extent of corporate transparency index (0–10)	3		
Getting electricity (rank)	90	Paying taxes (rank)	101	Enforcing contracts (rank)	53
DTF score for getting electricity (0–100)	71.14	DTF score for paying taxes (0–100)	70.26	DTF score for enforcing contracts (0–100)	63.66
Procedures (number)	3	Payments (number per year)	36	Time (days)	595
Time (days)	52	Time (hours per year)	108	Cost (% of claim)	30.3
Cost (% of income per capita)	52.5	Total tax and contribution rate (% of profit)	39.3	Quality of judicial processes index (0–18)	11.5
Reliability of supply and transparency of tariffs index (0–8)	0	Postfiling index (0–100)	63.89		
Registering property (rank)	166			Resolving insolvency (rank)	168
DTF score for registering property (0–100)	43.10			DTF score for resolving insolvency (0–100)	0.00
Procedures (number)	7			Time (years)	no practice
Time (days)	47			Cost (% of estate)	no practice
Cost (% of property value)	11.8			Recovery rate (cents on the dollar)	0.0
Quality of land administration index (0–30)	7.0			Strength of insolvency framework index (0–16)	0.0
SUDAN		Sub-Saharan Africa		GNI per capita (US\$)	
Ease of doing business rank (1–190)	170	Overall distance to frontier (DTF) score (0–100)	44.46	Population	39,578,828
Starting a business (rank)	159	Getting credit (rank)	173	Trading across borders (rank)	185
DTF score for starting a business (0–100)	73.51	DTF score for getting credit (0–100)	15.00	DTF score for trading across borders (0–100)	19.16
Procedures (number)	10.5	Strength of legal rights index (0–12)	3	Time to export	
Time (days)	36.5	Depth of credit information index (0–8)	0	Documentary compliance (hours)	190
Cost (% of income per capita)	27.8	Credit bureau coverage (% of adults)	2.4	Border compliance (hours)	162
Minimum capital (% of income per capita)	0.0	Credit registry coverage (% of adults)	0.0	Cost to export	
				Documentary compliance (US\$)	428
Dealing with construction permits (rank)	133	Protecting minority investors (rank)	186	Border compliance (US\$)	950
DTF score for dealing with construction permits (0–100)	61.63	DTF score for protecting minority investors (0–100)	23.33	Time to import	
Procedures (number)	15	Extent of disclosure index (0–10)	3	Documentary compliance (hours)	132
Time (days)	270	Extent of director liability index (0–10)	1	Border compliance (hours)	144
Cost (% of warehouse value)	2.0	Ease of shareholder suits index (0–10)	4	Cost to import	
Building quality control index (0–15)	10.0	Extent of shareholder rights index (0–10)	3	Documentary compliance (US\$)	420
		Extent of ownership and control index (0–10)	2	Border compliance (US\$)	1,093
		Extent of corporate transparency index (0–10)	1		
Getting electricity (rank)	110	Paying taxes (rank)	163	Enforcing contracts (rank)	146
DTF score for getting electricity (0–100)	63.26	DTF score for paying taxes (0–100)	51.80	DTF score for enforcing contracts (0–100)	46.91
Procedures (number)	5	Payments (number per year)	42	Time (days)	810
Time (days)	70	Time (hours per year)	180	Cost (% of claim)	19.8
Cost (% of income per capita)	2,311.2	Total tax and contribution rate (% of profit)	45.4	Quality of judicial processes index (0–18)	3.5
Reliability of supply and transparency of tariffs index (0–8)	3	Postfiling index (0–100)	20.20		
Registering property (rank)	89			Resolving insolvency (rank)	154
DTF score for registering property (0–100)	63.62			DTF score for resolving insolvency (0–100)	26.39
Procedures (number)	6			Time (years)	2.0
Time (days)	11			Cost (% of estate)	20.0
Cost (% of property value)	2.6			Recovery rate (cents on the dollar)	31.6
Quality of land administration index (0–30)	5.5			Strength of insolvency framework index (0–16)	3.0

Note: Most indicator sets refer to a case scenario in the largest business city of an economy, though for 11 economies the data are a population-weighted average for the two largest business cities. For some indicators a result of "no practice" may be recorded for an economy; see the data notes for more details. In starting a business, procedures (number), time (days) and cost (% of income per capita) are calculated as the average of both men and women. For the postfiling index, a result of "not applicable" may be recorded for an economy.

✓ Reform making it easier to do business ✗ Change making it more difficult to do business

SURINAME		Latin America & Caribbean		GNI per capita (US\$)	
Ease of doing business rank (1–190)	165	Overall distance to frontier (DTF) score (0–100)	46.87	Population	558,368
Starting a business (rank)	186	Getting credit (rank)	177	Trading across borders (rank)	80
DTF score for starting a business (0–100)	48.27	DTF score for getting credit (0–100)	10.00	DTF score for trading across borders (0–100)	75.02
Procedures (number)	13.5	Strength of legal rights index (0–12)	2	Time to export	
Time (days)	84.5	Depth of credit information index (0–8)	0	Documentary compliance (hours)	12
Cost (% of income per capita)	97.8	Credit bureau coverage (% of adults)	0.0	Border compliance (hours)	84
Minimum capital (% of income per capita)	0.3	Credit registry coverage (% of adults)	0.0	Cost to export	
				Documentary compliance (US\$)	40
Dealing with construction permits (rank)	104	Protecting minority investors (rank)	167	Border compliance (US\$)	468
DTF score for dealing with construction permits (0–100)	66.40	DTF score for protecting minority investors (0–100)	35.00	Time to import	
Procedures (number)	10	Extent of disclosure index (0–10)	1	Documentary compliance (hours)	24
Time (days)	223	Extent of director liability index (0–10)	0	Border compliance (hours)	48
Cost (% of warehouse value)	0.2	Ease of shareholder suits index (0–10)	6	Cost to import	
Building quality control index (0–15)	6.5	Extent of shareholder rights index (0–10)	8	Documentary compliance (US\$)	40
		Extent of ownership and control index (0–10)	4	Border compliance (US\$)	658
		Extent of corporate transparency index (0–10)	2		
Getting electricity (rank)	131	Paying taxes (rank)	102	Enforcing contracts (rank)	187
DTF score for getting electricity (0–100)	58.55	DTF score for paying taxes (0–100)	69.55	DTF score for enforcing contracts (0–100)	25.94
Procedures (number)	4	Payments (number per year)	30	Time (days)	1,715
Time (days)	113	Time (hours per year)	199	Cost (% of claim)	37.1
Cost (% of income per capita)	633.7	Total tax and contribution rate (% of profit)	27.9	Quality of judicial processes index (0–18)	3.5
Reliability of supply and transparency of tariffs index (0–8)	0	Postfiling index (0–100)	48.85		
✓ Registering property (rank)	156			Resolving insolvency (rank)	135
DTF score for registering property (0–100)	45.95			DTF score for resolving insolvency (0–100)	33.98
Procedures (number)	6			Time (years)	5.0
Time (days)	46			Cost (% of estate)	30.0
Cost (% of property value)	13.7			Recovery rate (cents on the dollar)	8.0
Quality of land administration index (0–30)	11.5			Strength of insolvency framework index (0–16)	9.5
SWAZILAND		Sub-Saharan Africa		GNI per capita (US\$)	
Ease of doing business rank (1–190)	112	Overall distance to frontier (DTF) score (0–100)	58.82	Population	1,343,098
Starting a business (rank)	158	✓ Getting credit (rank)	77	✓ Trading across borders (rank)	32
DTF score for starting a business (0–100)	74.35	DTF score for getting credit (0–100)	55.00	DTF score for trading across borders (0–100)	92.92
Procedures (number)	12	Strength of legal rights index (0–12)	4	Time to export	
Time (days)	30	Depth of credit information index (0–8)	7	Documentary compliance (hours)	2
Cost (% of income per capita)	16.4	Credit bureau coverage (% of adults)	44.2	Border compliance (hours)	2
Minimum capital (% of income per capita)	0.3	Credit registry coverage (% of adults)	0.0	Cost to export	
				Documentary compliance (US\$)	76
✗ Dealing with construction permits (rank)	102	Protecting minority investors (rank)	138	Border compliance (US\$)	134
DTF score for dealing with construction permits (0–100)	66.72	DTF score for protecting minority investors (0–100)	41.67	Time to import	
Procedures (number)	14	Extent of disclosure index (0–10)	2	Documentary compliance (hours)	4
Time (days)	116	Extent of director liability index (0–10)	5	Border compliance (hours)	3
Cost (% of warehouse value)	3.6	Ease of shareholder suits index (0–10)	6	Cost to import	
Building quality control index (0–15)	7.0	Extent of shareholder rights index (0–10)	6	Documentary compliance (US\$)	76
		Extent of ownership and control index (0–10)	3	Border compliance (US\$)	134
		Extent of corporate transparency index (0–10)	3		
Getting electricity (rank)	159	Paying taxes (rank)	63	Enforcing contracts (rank)	169
DTF score for getting electricity (0–100)	47.24	DTF score for paying taxes (0–100)	77.27	DTF score for enforcing contracts (0–100)	36.72
Procedures (number)	6	Payments (number per year)	33	Time (days)	956
Time (days)	137	Time (hours per year)	122	Cost (% of claim)	56.1
Cost (% of income per capita)	753.7	Total tax and contribution rate (% of profit)	35.2	Quality of judicial processes index (0–18)	7.5
Reliability of supply and transparency of tariffs index (0–8)	0	Postfiling index (0–100)	83.15		
Registering property (rank)	115			Resolving insolvency (rank)	114
DTF score for registering property (0–100)	57.40			DTF score for resolving insolvency (0–100)	38.90
Procedures (number)	9			Time (years)	2.0
Time (days)	21			Cost (% of estate)	14.5
Cost (% of property value)	7.1			Recovery rate (cents on the dollar)	37.4
Quality of land administration index (0–30)	16.0			Strength of insolvency framework index (0–16)	6.0
SWEDEN		OECD high income		GNI per capita (US\$)	
Ease of doing business rank (1–190)	10	Overall distance to frontier (DTF) score (0–100)	81.27	Population	9,903,122
Starting a business (rank)	13	Getting credit (rank)	77	Trading across borders (rank)	18
DTF score for starting a business (0–100)	94.67	DTF score for getting credit (0–100)	55.00	DTF score for trading across borders (0–100)	98.04
Procedures (number)	3	Strength of legal rights index (0–12)	6	Time to export	
Time (days)	7	Depth of credit information index (0–8)	5	Documentary compliance (hours)	1
Cost (% of income per capita)	0.5	Credit bureau coverage (% of adults)	100.0	Border compliance (hours)	2
Minimum capital (% of income per capita)	11.1	Credit registry coverage (% of adults)	0.0	Cost to export	
				Documentary compliance (US\$)	40
Dealing with construction permits (rank)	27	Protecting minority investors (rank)	29	Border compliance (US\$)	55
DTF score for dealing with construction permits (0–100)	77.89	DTF score for protecting minority investors (0–100)	68.33	Time to import	
Procedures (number)	8	Extent of disclosure index (0–10)	8	Documentary compliance (hours)	1
Time (days)	117	Extent of director liability index (0–10)	4	Border compliance (hours)	0
Cost (% of warehouse value)	2.0	Ease of shareholder suits index (0–10)	7	Cost to import	
Building quality control index (0–15)	9.0	Extent of shareholder rights index (0–10)	7	Documentary compliance (US\$)	0
		Extent of ownership and control index (0–10)	7	Border compliance (US\$)	0
		Extent of corporate transparency index (0–10)	8		
Getting electricity (rank)	6	Paying taxes (rank)	27	Enforcing contracts (rank)	36
DTF score for getting electricity (0–100)	96.21	DTF score for paying taxes (0–100)	85.28	DTF score for enforcing contracts (0–100)	67.61
Procedures (number)	3	Payments (number per year)	6	Time (days)	483
Time (days)	52	Time (hours per year)	122	Cost (% of claim)	30.4
Cost (% of income per capita)	31.2	Total tax and contribution rate (% of profit)	49.1	Quality of judicial processes index (0–18)	12.0
Reliability of supply and transparency of tariffs index (0–8)	8	Postfiling index (0–100)	90.75		
Registering property (rank)	9			Resolving insolvency (rank)	16
DTF score for registering property (0–100)	90.11			DTF score for resolving insolvency (0–100)	79.53
Procedures (number)	1			Time (years)	2.0
Time (days)	7			Cost (% of estate)	9.0
Cost (% of property value)	4.3			Recovery rate (cents on the dollar)	78.1
Quality of land administration index (0–30)	27.5			Strength of insolvency framework index (0–16)	12.0

Note: Most indicator sets refer to a case scenario in the largest business city of an economy, though for 11 economies the data are a population-weighted average for the two largest business cities. For some indicators a result of "no practice" may be recorded for an economy; see the data notes for more details. In starting a business, procedures (number), time (days) and cost (% of income per capita) are calculated as the average of both men and women. For the postfiling index, a result of "not applicable" may be recorded for an economy.

✓ Reform making it easier to do business ✗ Change making it more difficult to do business

SWITZERLAND		OECD high income		GNI per capita (US\$)	
Ease of doing business rank (1–190)	33	Overall distance to frontier (DTF) score (0–100)	75.92	Population	8,372,098
Starting a business (rank)	73	Getting credit (rank)	68	Trading across borders (rank)	38
DTF score for starting a business (0–100)	88.38	DTF score for getting credit (0–100)	60.00	DTF score for trading across borders (0–100)	91.79
Procedures (number)	6	Strength of legal rights index (0–12)	6	Time to export	
Time (days)	10	Depth of credit information index (0–8)	6	Documentary compliance (hours)	2
Cost (% of income per capita)	2.3	Credit bureau coverage (% of adults)	25.6	Border compliance (hours)	1
Minimum capital (% of income per capita)	25.4	Credit registry coverage (% of adults)	0.0	Cost to export	
				Documentary compliance (US\$)	75
Dealing with construction permits (rank)	62	Protecting minority investors (rank)	108	Border compliance (US\$)	201
DTF score for dealing with construction permits (0–100)	71.73	DTF score for protecting minority investors (0–100)	50.00	Time to import	
Procedures (number)	13	Extent of disclosure index (0–10)	0	Documentary compliance (hours)	2
Time (days)	156	Extent of director liability index (0–10)	5	Border compliance (hours)	1
Cost (% of warehouse value)	0.7	Ease of shareholder suits index (0–10)	5	Cost to import	
Building quality control index (0–15)	9.0	Extent of shareholder rights index (0–10)	8	Documentary compliance (US\$)	75
		Extent of ownership and control index (0–10)	5	Border compliance (US\$)	201
		Extent of corporate transparency index (0–10)	7		
Getting electricity (rank)	7	Paying taxes (rank)	19	✓ Enforcing contracts (rank)	45
DTF score for getting electricity (0–100)	94.41	DTF score for paying taxes (0–100)	87.66	DTF score for enforcing contracts (0–100)	66.49
Procedures (number)	3	Payments (number per year)	19	Time (days)	510
Time (days)	39	Time (hours per year)	63	Cost (% of claim)	24.0
Cost (% of income per capita)	59.2	Total tax and contribution rate (% of profit)	28.8	Quality of judicial processes index (0–18)	10.5
Reliability of supply and transparency of tariffs index (0–8)	7	Postfiling index (0–100)	83.21		
Registering property (rank)	16			Resolving insolvency (rank)	45
DTF score for registering property (0–100)	86.12			DTF score for resolving insolvency (0–100)	62.63
Procedures (number)	4			Time (years)	3.0
Time (days)	16			Cost (% of estate)	4.5
Cost (% of property value)	0.3			Recovery rate (cents on the dollar)	46.7
Quality of land administration index (0–30)	23.5			Strength of insolvency framework index (0–16)	12.0
SYRIAN ARAB REPUBLIC		Middle East & North Africa		GNI per capita (US\$)	
Ease of doing business rank (1–190)	174	Overall distance to frontier (DTF) score (0–100)	41.55	Population	18,430,453
Starting a business (rank)	133	Getting credit (rank)	173	Trading across borders (rank)	176
DTF score for starting a business (0–100)	80.43	DTF score for getting credit (0–100)	15.00	DTF score for trading across borders (0–100)	29.83
Procedures (number)	7.5	Strength of legal rights index (0–12)	1	Time to export	
Time (days)	15.5	Depth of credit information index (0–8)	2	Documentary compliance (hours)	48
Cost (% of income per capita)	7.9	Credit bureau coverage (% of adults)	0.0	Border compliance (hours)	84
Minimum capital (% of income per capita)	84.0	Credit registry coverage (% of adults)	7.1	Cost to export	
				Documentary compliance (US\$)	725
Dealing with construction permits (rank)	186	Protecting minority investors (rank)	89	Border compliance (US\$)	1,113
DTF score for dealing with construction permits (0–100)	0.00	DTF score for protecting minority investors (0–100)	53.33	Time to import	
Procedures (number)	no practice	Extent of disclosure index (0–10)	7	Documentary compliance (hours)	149
Time (days)	no practice	Extent of director liability index (0–10)	5	Border compliance (hours)	141
Cost (% of warehouse value)	no practice	Ease of shareholder suits index (0–10)	3	Cost to import	
Building quality control index (0–15)	0.0	Extent of shareholder rights index (0–10)	6	Documentary compliance (US\$)	742
		Extent of ownership and control index (0–10)	5	Border compliance (US\$)	828
		Extent of corporate transparency index (0–10)	6		
Getting electricity (rank)	153	Paying taxes (rank)	81	Enforcing contracts (rank)	161
DTF score for getting electricity (0–100)	51.99	DTF score for paying taxes (0–100)	73.97	DTF score for enforcing contracts (0–100)	42.58
Procedures (number)	5	Payments (number per year)	20	Time (days)	872
Time (days)	146	Time (hours per year)	336	Cost (% of claim)	29.3
Cost (% of income per capita)	247.3	Total tax and contribution rate (% of profit)	42.7	Quality of judicial processes index (0–18)	4.0
Reliability of supply and transparency of tariffs index (0–8)	0	Postfiling index (0–100)	92.20		
Registering property (rank)	155			Resolving insolvency (rank)	163
DTF score for registering property (0–100)	46.88			DTF score for resolving insolvency (0–100)	21.44
Procedures (number)	4			Time (years)	4.1
Time (days)	48			Cost (% of estate)	16.0
Cost (% of property value)	28.0			Recovery rate (cents on the dollar)	10.8
Quality of land administration index (0–30)	10.5			Strength of insolvency framework index (0–16)	5.0
TAIWAN, CHINA		East Asia & Pacific		GNI per capita (US\$)	
Ease of doing business rank (1–190)	15	Overall distance to frontier (DTF) score (0–100)	80.07	Population	23,539,816
Starting a business (rank)	16	Getting credit (rank)	90	✓ Trading across borders (rank)	55
DTF score for starting a business (0–100)	94.43	DTF score for getting credit (0–100)	50.00	DTF score for trading across borders (0–100)	84.94
Procedures (number)	3	Strength of legal rights index (0–12)	2	Time to export	
Time (days)	10	Depth of credit information index (0–8)	8	Documentary compliance (hours)	5
Cost (% of income per capita)	2.0	Credit bureau coverage (% of adults)	98.4	Border compliance (hours)	17
Minimum capital (% of income per capita)	0.0	Credit registry coverage (% of adults)	0.0	Cost to export	
				Documentary compliance (US\$)	84
Dealing with construction permits (rank)	4	Protecting minority investors (rank)	24	Border compliance (US\$)	335
DTF score for dealing with construction permits (0–100)	86.32	DTF score for protecting minority investors (0–100)	70.00	Time to import	
Procedures (number)	10	Extent of disclosure index (0–10)	9	Documentary compliance (hours)	4
Time (days)	93	Extent of director liability index (0–10)	5	Border compliance (hours)	47
Cost (% of warehouse value)	0.4	Ease of shareholder suits index (0–10)	6	Cost to import	
Building quality control index (0–15)	13.0	Extent of shareholder rights index (0–10)	7	Documentary compliance (US\$)	65
		Extent of ownership and control index (0–10)	5	Border compliance (US\$)	340
		Extent of corporate transparency index (0–10)	10		
Getting electricity (rank)	3	Paying taxes (rank)	56	✓ Enforcing contracts (rank)	10
DTF score for getting electricity (0–100)	99.45	DTF score for paying taxes (0–100)	77.96	DTF score for enforcing contracts (0–100)	75.11
Procedures (number)	3	Payments (number per year)	11	Time (days)	510
Time (days)	22	Time (hours per year)	221	Cost (% of claim)	18.3
Cost (% of income per capita)	38.9	Total tax and contribution rate (% of profit)	34.3	Quality of judicial processes index (0–18)	14.0
Reliability of supply and transparency of tariffs index (0–8)	8	Postfiling index (0–100)	63.17		
Registering property (rank)	18			Resolving insolvency (rank)	20
DTF score for registering property (0–100)	83.89			DTF score for resolving insolvency (0–100)	78.63
Procedures (number)	3			Time (years)	1.9
Time (days)	4			Cost (% of estate)	4.0
Cost (% of property value)	6.2			Recovery rate (cents on the dollar)	82.2
Quality of land administration index (0–30)	28.5			Strength of insolvency framework index (0–16)	11.0

Note: Most indicator sets refer to a case scenario in the largest business city of an economy, though for 11 economies the data are a population-weighted average for the two largest business cities. For some indicators a result of "no practice" may be recorded for an economy; see the data notes for more details. In starting a business, procedures (number), time (days) and cost (% of income per capita) are calculated as the average of both men and women. For the postfiling index, a result of "not applicable" may be recorded for an economy.

✓ Reform making it easier to do business ✗ Change making it more difficult to do business

TAJIKISTAN		Europe & Central Asia		GNI per capita (US\$)	
Ease of doing business rank (1–190)	123	Overall distance to frontier (DTF) score (0–100)	56.86	Population	8,734,951
✓ Starting a business (rank)	57	Getting credit (rank)	122	Trading across borders (rank)	149
DTF score for starting a business (0–100)	90.54	DTF score for getting credit (0–100)	40.00	DTF score for trading across borders (0–100)	57.17
Procedures (number)	4	Strength of legal rights index (0–12)	1	Time to export	
Time (days)	11	Depth of credit information index (0–8)	7	Documentary compliance (hours)	66
Cost (% of income per capita)	19.3	Credit bureau coverage (% of adults)	39.4	Border compliance (hours)	75
Minimum capital (% of income per capita)	0.0	Credit registry coverage (% of adults)	0.0	Cost to export	
				Documentary compliance (US\$)	330
Dealing with construction permits (rank)	136	Protecting minority investors (rank)	33	Border compliance (US\$)	313
DTF score for dealing with construction permits (0–100)	61.21	DTF score for protecting minority investors (0–100)	66.67	Time to import	
Procedures (number)	25	Extent of disclosure index (0–10)	8	Documentary compliance (hours)	126
Time (days)	182	Extent of director liability index (0–10)	6	Border compliance (hours)	107
Cost (% of warehouse value)	2.0	Ease of shareholder suits index (0–10)	6	Cost to import	
Building quality control index (0–15)	12.0	Extent of shareholder rights index (0–10)	9	Documentary compliance (US\$)	260
		Extent of ownership and control index (0–10)	4	Border compliance (US\$)	223
		Extent of corporate transparency index (0–10)	7		
Getting electricity (rank)	171	Paying taxes (rank)	132	Enforcing contracts (rank)	54
DTF score for getting electricity (0–100)	35.00	DTF score for paying taxes (0–100)	62.27	DTF score for enforcing contracts (0–100)	63.49
Procedures (number)	9	Payments (number per year)	6	Time (days)	430
Time (days)	133	Time (hours per year)	224	Cost (% of claim)	25.5
Cost (% of income per capita)	811.5	Total tax and contribution rate (% of profit)	65.2	Quality of judicial processes index (0–18)	8.0
Reliability of supply and transparency of tariffs index (0–8)	0	Postfiling index (0–100)	40.40		
✓ Registering property (rank)	90			Resolving insolvency (rank)	148
DTF score for registering property (0–100)	63.50			DTF score for resolving insolvency (0–100)	28.76
Procedures (number)	5			Time (years)	1.7
Time (days)	36			Cost (% of estate)	9.0
Cost (% of property value)	3.1			Recovery rate (cents on the dollar)	36.0
Quality of land administration index (0–30)	7.5			Strength of insolvency framework index (0–16)	3.0
TANZANIA		Sub-Saharan Africa		GNI per capita (US\$)	
Ease of doing business rank (1–190)	137	Overall distance to frontier (DTF) score (0–100)	54.04	Population	55,572,201
Starting a business (rank)	162	Getting credit (rank)	55	Trading across borders (rank)	182
DTF score for starting a business (0–100)	73.03	DTF score for getting credit (0–100)	65.00	DTF score for trading across borders (0–100)	20.21
Procedures (number)	11	Strength of legal rights index (0–12)	5	Time to export	
Time (days)	28	Depth of credit information index (0–8)	8	Documentary compliance (hours)	96
Cost (% of income per capita)	42.9	Credit bureau coverage (% of adults)	6.2	Border compliance (hours)	96
Minimum capital (% of income per capita)	0.0	Credit registry coverage (% of adults)	0.0	Cost to export	
				Documentary compliance (US\$)	275
✓ Dealing with construction permits (rank)	156	Protecting minority investors (rank)	129	Border compliance (US\$)	1,160
DTF score for dealing with construction permits (0–100)	56.43	DTF score for protecting minority investors (0–100)	45.00	Time to import	
Procedures (number)	24	Extent of disclosure index (0–10)	2	Documentary compliance (hours)	240
Time (days)	184	Extent of director liability index (0–10)	6	Border compliance (hours)	402
Cost (% of warehouse value)	6.6	Ease of shareholder suits index (0–10)	8	Cost to import	
Building quality control index (0–15)	12.0	Extent of shareholder rights index (0–10)	4	Documentary compliance (US\$)	375
		Extent of ownership and control index (0–10)	2	Border compliance (US\$)	1,350
		Extent of corporate transparency index (0–10)	5		
Getting electricity (rank)	82	Paying taxes (rank)	154	Enforcing contracts (rank)	58
DTF score for getting electricity (0–100)	73.96	DTF score for paying taxes (0–100)	55.49	DTF score for enforcing contracts (0–100)	61.66
Procedures (number)	4	Payments (number per year)	60	Time (days)	515
Time (days)	109	Time (hours per year)	207	Cost (% of claim)	14.3
Cost (% of income per capita)	843.8	Total tax and contribution rate (% of profit)	44.1	Quality of judicial processes index (0–18)	6.0
Reliability of supply and transparency of tariffs index (0–8)	5	Postfiling index (0–100)	67.17		
✗ Registering property (rank)	142			Resolving insolvency (rank)	108
DTF score for registering property (0–100)	50.13			DTF score for resolving insolvency (0–100)	39.52
Procedures (number)	8			Time (years)	3.0
Time (days)	67			Cost (% of estate)	22.0
Cost (% of property value)	5.2			Recovery rate (cents on the dollar)	21.2
Quality of land administration index (0–30)	7.5			Strength of insolvency framework index (0–16)	9.0
THAILAND		East Asia & Pacific		GNI per capita (US\$)	
Ease of doing business rank (1–190)	26	Overall distance to frontier (DTF) score (0–100)	77.44	Population	68,863,514
✓ Starting a business (rank)	36	✓ Getting credit (rank)	42	Trading across borders (rank)	57
DTF score for starting a business (0–100)	92.34	DTF score for getting credit (0–100)	70.00	DTF score for trading across borders (0–100)	84.10
Procedures (number)	5	Strength of legal rights index (0–12)	7	Time to export	
Time (days)	4.5	Depth of credit information index (0–8)	7	Documentary compliance (hours)	11
Cost (% of income per capita)	6.2	Credit bureau coverage (% of adults)	56.6	Border compliance (hours)	51
Minimum capital (% of income per capita)	0.0	Credit registry coverage (% of adults)	0.0	Cost to export	
				Documentary compliance (US\$)	97
Dealing with construction permits (rank)	43	✓ Protecting minority investors (rank)	16	Border compliance (US\$)	223
DTF score for dealing with construction permits (0–100)	74.58	DTF score for protecting minority investors (0–100)	73.33	Time to import	
Procedures (number)	18	Extent of disclosure index (0–10)	10	Documentary compliance (hours)	4
Time (days)	104	Extent of director liability index (0–10)	7	Border compliance (hours)	50
Cost (% of warehouse value)	0.1	Ease of shareholder suits index (0–10)	8	Cost to import	
Building quality control index (0–15)	11.0	Extent of shareholder rights index (0–10)	5	Documentary compliance (US\$)	43
		Extent of ownership and control index (0–10)	7	Border compliance (US\$)	233
		Extent of corporate transparency index (0–10)	7		
✓ Getting electricity (rank)	13	✓ Paying taxes (rank)	67	✓ Enforcing contracts (rank)	34
DTF score for getting electricity (0–100)	90.99	DTF score for paying taxes (0–100)	76.73	DTF score for enforcing contracts (0–100)	67.91
Procedures (number)	4	Payments (number per year)	21	Time (days)	420
Time (days)	32	Time (hours per year)	262	Cost (% of claim)	16.9
Cost (% of income per capita)	63.1	Total tax and contribution rate (% of profit)	28.7	Quality of judicial processes index (0–18)	8.5
Reliability of supply and transparency of tariffs index (0–8)	7	Postfiling index (0–100)	73.41		
✓ Registering property (rank)	68			✓ Resolving insolvency (rank)	26
DTF score for registering property (0–100)	68.75			DTF score for resolving insolvency (0–100)	75.64
Procedures (number)	5			Time (years)	1.5
Time (days)	7			Cost (% of estate)	18.0
Cost (% of property value)	7.3			Recovery rate (cents on the dollar)	68.0
Quality of land administration index (0–30)	18.0			Strength of insolvency framework index (0–16)	12.5

Note: Most indicator sets refer to a case scenario in the largest business city of an economy, though for 11 economies the data are a population-weighted average for the two largest business cities. For some indicators a result of "no practice" may be recorded for an economy; see the data notes for more details. In starting a business, procedures (number), time (days) and cost (% of income per capita) are calculated as the average of both men and women. For the postfiling index, a result of "not applicable" may be recorded for an economy.

✓ Reform making it easier to do business ✗ Change making it more difficult to do business

TIMOR-LESTE		East Asia & Pacific		GNI per capita (US\$)	
Ease of doing business rank (1–190)	178	Overall distance to frontier (DTF) score (0–100)	40.62	Population	1,268,671
Starting a business (rank)	151	Getting credit (rank)	170	Trading across borders (rank)	98
DTF score for starting a business (0–100)	76.60	DTF score for getting credit (0–100)	20.00	DTF score for trading across borders (0–100)	69.90
Procedures (number)	4	Strength of legal rights index (0–12)	0	Time to export	
Time (days)	9	Depth of credit information index (0–8)	4	Documentary compliance (hours)	33
Cost (% of income per capita)	0.5	Credit bureau coverage (% of adults)	0.0	Border compliance (hours)	96
Minimum capital (% of income per capita)	268.6	Credit registry coverage (% of adults)	5.6	Cost to export	
				Documentary compliance (US\$)	100
Dealing with construction permits (rank)	159	Protecting minority investors (rank)	81	Border compliance (US\$)	350
DTF score for dealing with construction permits (0–100)	55.29	DTF score for protecting minority investors (0–100)	55.00	Time to import	
Procedures (number)	16	Extent of disclosure index (0–10)	5	Documentary compliance (hours)	44
Time (days)	207	Extent of director liability index (0–10)	4	Border compliance (hours)	100
Cost (% of warehouse value)	0.5	Ease of shareholder suits index (0–10)	5	Cost to import	
Building quality control index (0–15)	3.0	Extent of shareholder rights index (0–10)	8	Documentary compliance (US\$)	115
		Extent of ownership and control index (0–10)	6	Border compliance (US\$)	410
		Extent of corporate transparency index (0–10)	5		
Getting electricity (rank)	114	Paying taxes (rank)	139	Enforcing contracts (rank)	190
DTF score for getting electricity (0–100)	62.96	DTF score for paying taxes (0–100)	60.32	DTF score for enforcing contracts (0–100)	6.13
Procedures (number)	3	Payments (number per year)	18	Time (days)	1,285
Time (days)	93	Time (hours per year)	276	Cost (% of claim)	163.2
Cost (% of income per capita)	1,258.0	Total tax and contribution rate (% of profit)	11.2	Quality of judicial processes index (0–18)	2.5
Reliability of supply and transparency of tariffs index (0–8)	0	Postfiling index (0–100)	1.38		
Registering property (rank)	187			Resolving insolvency (rank)	168
DTF score for registering property (0–100)	0.00			DTF score for resolving insolvency (0–100)	0.00
Procedures (number)	no practice			Time (years)	no practice
Time (days)	no practice			Cost (% of estate)	no practice
Cost (% of property value)	no practice			Recovery rate (cents on the dollar)	0.0
Quality of land administration index (0–30)	0.0			Strength of insolvency framework index (0–16)	0.0
TOGO		Sub-Saharan Africa		GNI per capita (US\$)	
Ease of doing business rank (1–190)	156	Overall distance to frontier (DTF) score (0–100)	48.88	Population	7,606,374
Starting a business (rank)	121	✓ Getting credit (rank)	142	Trading across borders (rank)	121
DTF score for starting a business (0–100)	82.51	DTF score for getting credit (0–100)	30.00	DTF score for trading across borders (0–100)	63.66
Procedures (number)	5	Strength of legal rights index (0–12)	6	Time to export	
Time (days)	6	Depth of credit information index (0–8)	0	Documentary compliance (hours)	11
Cost (% of income per capita)	66.0	Credit bureau coverage (% of adults)	0.0	Border compliance (hours)	67
Minimum capital (% of income per capita)	31.5	Credit registry coverage (% of adults)	0.6	Cost to export	
				Documentary compliance (US\$)	25
Dealing with construction permits (rank)	173	Protecting minority investors (rank)	146	Border compliance (US\$)	163
DTF score for dealing with construction permits (0–100)	47.24	DTF score for protecting minority investors (0–100)	40.00	Time to import	
Procedures (number)	11	Extent of disclosure index (0–10)	7	Documentary compliance (hours)	180
Time (days)	163	Extent of director liability index (0–10)	1	Border compliance (hours)	168
Cost (% of warehouse value)	13.5	Ease of shareholder suits index (0–10)	5	Cost to import	
Building quality control index (0–15)	3.0	Extent of shareholder rights index (0–10)	4	Documentary compliance (US\$)	252
		Extent of ownership and control index (0–10)	3	Border compliance (US\$)	612
		Extent of corporate transparency index (0–10)	4		
Getting electricity (rank)	142	Paying taxes (rank)	173	Enforcing contracts (rank)	143
DTF score for getting electricity (0–100)	54.30	DTF score for paying taxes (0–100)	44.99	DTF score for enforcing contracts (0–100)	48.10
Procedures (number)	3	Payments (number per year)	49	Time (days)	488
Time (days)	66	Time (hours per year)	216	Cost (% of claim)	47.5
Cost (% of income per capita)	5,017.6	Total tax and contribution rate (% of profit)	48.5	Quality of judicial processes index (0–18)	5.0
Reliability of supply and transparency of tariffs index (0–8)	0	Postfiling index (0–100)	14.85		
Registering property (rank)	182			Resolving insolvency (rank)	81
DTF score for registering property (0–100)	31.57			DTF score for resolving insolvency (0–100)	46.41
Procedures (number)	5			Time (years)	3.0
Time (days)	283			Cost (% of estate)	15.0
Cost (% of property value)	9.1			Recovery rate (cents on the dollar)	34.0
Quality of land administration index (0–30)	6.0			Strength of insolvency framework index (0–16)	9.0
TONGA		East Asia & Pacific		GNI per capita (US\$)	
Ease of doing business rank (1–190)	89	Overall distance to frontier (DTF) score (0–100)	63.43	Population	107,122
Starting a business (rank)	53	Getting credit (rank)	42	Trading across borders (rank)	103
DTF score for starting a business (0–100)	90.81	DTF score for getting credit (0–100)	70.00	DTF score for trading across borders (0–100)	68.20
Procedures (number)	4	Strength of legal rights index (0–12)	10	Time to export	
Time (days)	16	Depth of credit information index (0–8)	4	Documentary compliance (hours)	168
Cost (% of income per capita)	7.1	Credit bureau coverage (% of adults)	17.0	Border compliance (hours)	52
Minimum capital (% of income per capita)	0.0	Credit registry coverage (% of adults)	0.0	Cost to export	
				Documentary compliance (US\$)	70
Dealing with construction permits (rank)	13	Protecting minority investors (rank)	138	Border compliance (US\$)	201
DTF score for dealing with construction permits (0–100)	80.86	DTF score for protecting minority investors (0–100)	41.67	Time to import	
Procedures (number)	13	Extent of disclosure index (0–10)	3	Documentary compliance (hours)	72
Time (days)	77	Extent of director liability index (0–10)	3	Border compliance (hours)	26
Cost (% of warehouse value)	2.0	Ease of shareholder suits index (0–10)	9	Cost to import	
Building quality control index (0–15)	12.0	Extent of shareholder rights index (0–10)	2	Documentary compliance (US\$)	148
		Extent of ownership and control index (0–10)	2	Border compliance (US\$)	330
		Extent of corporate transparency index (0–10)	6		
Getting electricity (rank)	74	Paying taxes (rank)	98	Enforcing contracts (rank)	94
DTF score for getting electricity (0–100)	76.28	DTF score for paying taxes (0–100)	70.56	DTF score for enforcing contracts (0–100)	57.32
Procedures (number)	5	Payments (number per year)	30	Time (days)	350
Time (days)	42	Time (hours per year)	200	Cost (% of claim)	30.5
Cost (% of income per capita)	89.9	Total tax and contribution rate (% of profit)	27.5	Quality of judicial processes index (0–18)	4.5
Reliability of supply and transparency of tariffs index (0–8)	4	Postfiling index (0–100)	52.53		
Registering property (rank)	160			Resolving insolvency (rank)	136
DTF score for registering property (0–100)	44.64			DTF score for resolving insolvency (0–100)	33.97
Procedures (number)	4			Time (years)	2.7
Time (days)	112			Cost (% of estate)	22.0
Cost (% of property value)	15.1			Recovery rate (cents on the dollar)	28.3
Quality of land administration index (0–30)	17.0			Strength of insolvency framework index (0–16)	6.0

Note: Most indicator sets refer to a case scenario in the largest business city of an economy, though for 11 economies the data are a population-weighted average for the two largest business cities. For some indicators a result of "no practice" may be recorded for an economy; see the data notes for more details. In starting a business, procedures (number), time (days) and cost (% of income per capita) are calculated as the average of both men and women. For the postfiling index, a result of "not applicable" may be recorded for an economy.

✓ Reform making it easier to do business ✗ Change making it more difficult to do business

TRINIDAD AND TOBAGO		Latin America & Caribbean		GNI per capita (US\$)	
Ease of doing business rank (1–190)	102	Overall distance to frontier (DTF) score (0–100)	60.68	Population	1,364,962
Starting a business (rank)	71	Getting credit (rank)	55	Trading across borders (rank)	126
DTF score for starting a business (0–100)	88.57	DTF score for getting credit (0–100)	65.00	DTF score for trading across borders (0–100)	62.60
Procedures (number)	7	Strength of legal rights index (0–12)	7	Time to export	
Time (days)	10.5	Depth of credit information index (0–8)	6	Documentary compliance (hours)	32
Cost (% of income per capita)	0.8	Credit bureau coverage (% of adults)	75.5	Border compliance (hours)	60
Minimum capital (% of income per capita)	0.0	Credit registry coverage (% of adults)	0.0	Cost to export	
				Documentary compliance (US\$)	250
Dealing with construction permits (rank)	119	Protecting minority investors (rank)	62	Border compliance (US\$)	499
DTF score for dealing with construction permits (0–100)	64.19	DTF score for protecting minority investors (0–100)	58.33	Time to import	
Procedures (number)	16	Extent of disclosure index (0–10)	4	Documentary compliance (hours)	44
Time (days)	253	Extent of director liability index (0–10)	9	Border compliance (hours)	78
Cost (% of warehouse value)	0.1	Ease of shareholder suits index (0–10)	8	Cost to import	
Building quality control index (0–15)	10.0	Extent of shareholder rights index (0–10)	7	Documentary compliance (US\$)	250
		Extent of ownership and control index (0–10)	5	Border compliance (US\$)	635
		Extent of corporate transparency index (0–10)	2		
Getting electricity (rank)	33	✗ Paying taxes (rank)	162	Enforcing contracts (rank)	173
DTF score for getting electricity (0–100)	84.25	DTF score for paying taxes (0–100)	52.22	DTF score for enforcing contracts (0–100)	35.62
Procedures (number)	4	Payments (number per year)	39	Time (days)	1,340
Time (days)	61	Time (hours per year)	210	Cost (% of claim)	33.5
Cost (% of income per capita)	212.4	Total tax and contribution rate (% of profit)	36.2	Quality of judicial processes index (0–18)	8.0
Reliability of supply and transparency of tariffs index (0–8)	6	Postfiling index (0–100)	8.00		
Registering property (rank)	151			Resolving insolvency (rank)	72
DTF score for registering property (0–100)	47.50			DTF score for resolving insolvency (0–100)	48.48
Procedures (number)	9			Time (years)	2.5
Time (days)	77			Cost (% of estate)	25.0
Cost (% of property value)	7.0			Recovery rate (cents on the dollar)	26.2
Quality of land administration index (0–30)	12.0			Strength of insolvency framework index (0–16)	11.0
TUNISIA		Middle East & North Africa		GNI per capita (US\$)	
Ease of doing business rank (1–190)	88	Overall distance to frontier (DTF) score (0–100)	63.58	Population	11,403,248
Starting a business (rank)	100	Getting credit (rank)	105	Trading across borders (rank)	96
DTF score for starting a business (0–100)	85.02	DTF score for getting credit (0–100)	45.00	DTF score for trading across borders (0–100)	70.50
Procedures (number)	9	Strength of legal rights index (0–12)	3	Time to export	
Time (days)	11	Depth of credit information index (0–8)	6	Documentary compliance (hours)	3
Cost (% of income per capita)	4.6	Credit bureau coverage (% of adults)	0.0	Border compliance (hours)	50
Minimum capital (% of income per capita)	0.0	Credit registry coverage (% of adults)	26.9	Cost to export	
				Documentary compliance (US\$)	200
Dealing with construction permits (rank)	95	Protecting minority investors (rank)	119	Border compliance (US\$)	469
DTF score for dealing with construction permits (0–100)	67.49	DTF score for protecting minority investors (0–100)	48.33	Time to import	
Procedures (number)	18	Extent of disclosure index (0–10)	4	Documentary compliance (hours)	27
Time (days)	96	Extent of director liability index (0–10)	7	Border compliance (hours)	80
Cost (% of warehouse value)	6.2	Ease of shareholder suits index (0–10)	5	Cost to import	
Building quality control index (0–15)	11.0	Extent of shareholder rights index (0–10)	4	Documentary compliance (US\$)	144
		Extent of ownership and control index (0–10)	3	Border compliance (US\$)	596
		Extent of corporate transparency index (0–10)	6		
Getting electricity (rank)	48	✗ Paying taxes (rank)	140	Enforcing contracts (rank)	76
DTF score for getting electricity (0–100)	82.28	DTF score for paying taxes (0–100)	60.14	DTF score for enforcing contracts (0–100)	59.33
Procedures (number)	4	Payments (number per year)	9	Time (days)	565
Time (days)	65	Time (hours per year)	145	Cost (% of claim)	21.8
Cost (% of income per capita)	712.1	Total tax and contribution rate (% of profit)	64.1	Quality of judicial processes index (0–18)	7.0
Reliability of supply and transparency of tariffs index (0–8)	6	Postfiling index (0–100)	22.91		
Registering property (rank)	93			Resolving insolvency (rank)	63
DTF score for registering property (0–100)	63.21			DTF score for resolving insolvency (0–100)	54.53
Procedures (number)	4			Time (years)	1.3
Time (days)	39			Cost (% of estate)	7.0
Cost (% of property value)	6.1			Recovery rate (cents on the dollar)	52.0
Quality of land administration index (0–30)	11.0			Strength of insolvency framework index (0–16)	8.5
TURKEY		Europe & Central Asia		GNI per capita (US\$)	
Ease of doing business rank (1–190)	60	Overall distance to frontier (DTF) score (0–100)	69.14	Population	79,512,426
Starting a business (rank)	80	✓ Getting credit (rank)	77	Trading across borders (rank)	71
DTF score for starting a business (0–100)	87.59	DTF score for getting credit (0–100)	55.00	DTF score for trading across borders (0–100)	79.71
Procedures (number)	7	Strength of legal rights index (0–12)	4	Time to export	
Time (days)	6.5	Depth of credit information index (0–8)	7	Documentary compliance (hours)	5
Cost (% of income per capita)	12.8	Credit bureau coverage (% of adults)	0.0	Border compliance (hours)	16
Minimum capital (% of income per capita)	7.8	Credit registry coverage (% of adults)	80.2	Cost to export	
				Documentary compliance (US\$)	87
Dealing with construction permits (rank)	96	Protecting minority investors (rank)	20	Border compliance (US\$)	376
DTF score for dealing with construction permits (0–100)	67.26	DTF score for protecting minority investors (0–100)	71.67	Time to import	
Procedures (number)	18	Extent of disclosure index (0–10)	9	Documentary compliance (hours)	11
Time (days)	103	Extent of director liability index (0–10)	5	Border compliance (hours)	41
Cost (% of warehouse value)	4.0	Ease of shareholder suits index (0–10)	6	Cost to import	
Building quality control index (0–15)	9.5	Extent of shareholder rights index (0–10)	8	Documentary compliance (US\$)	142
		Extent of ownership and control index (0–10)	7	Border compliance (US\$)	655
		Extent of corporate transparency index (0–10)	8		
Getting electricity (rank)	55	Paying taxes (rank)	88	Enforcing contracts (rank)	30
DTF score for getting electricity (0–100)	81.02	DTF score for paying taxes (0–100)	72.40	DTF score for enforcing contracts (0–100)	68.87
Procedures (number)	4	Payments (number per year)	11	Time (days)	580
Time (days)	55	Time (hours per year)	215.5	Cost (% of claim)	24.9
Cost (% of income per capita)	457.7	Total tax and contribution rate (% of profit)	41.1	Quality of judicial processes index (0–18)	13.0
Reliability of supply and transparency of tariffs index (0–8)	5	Postfiling index (0–100)	50.00		
✗ Registering property (rank)	46			✗ Resolving insolvency (rank)	139
DTF score for registering property (0–100)	74.67			DTF score for resolving insolvency (0–100)	33.26
Procedures (number)	7			Time (years)	5.0
Time (days)	7			Cost (% of estate)	14.5
Cost (% of property value)	3.0			Recovery rate (cents on the dollar)	15.3
Quality of land administration index (0–30)	21.5			Strength of insolvency framework index (0–16)	8.0

Note: Most indicator sets refer to a case scenario in the largest business city of an economy, though for 11 economies the data are a population-weighted average for the two largest business cities. For some indicators a result of "no practice" may be recorded for an economy; see the data notes for more details. In starting a business, procedures (number), time (days) and cost (% of income per capita) are calculated as the average of both men and women. For the postfiling index, a result of "not applicable" may be recorded for an economy.

✓ Reform making it easier to do business ✗ Change making it more difficult to do business

UGANDA		Sub-Saharan Africa		GNI per capita (US\$)	
Ease of doing business rank (1–190)	122	Overall distance to frontier (DTF) score (0–100)	56.94	Population	41,487,965
Starting a business (rank)	165	Getting credit (rank)	55	✓ Trading across borders (rank)	127
DTF score for starting a business (0–100)	72.25	DTF score for getting credit (0–100)	65.00	DTF score for trading across borders (0–100)	62.08
Procedures (number)	13	Strength of legal rights index (0–12)	6	Time to export	
Time (days)	24	Depth of credit information index (0–8)	7	Documentary compliance (hours)	51
Cost (% of income per capita)	33.6	Credit bureau coverage (% of adults)	6.4	Border compliance (hours)	64
Minimum capital (% of income per capita)	0.0	Credit registry coverage (% of adults)	0.0	Cost to export	
				Documentary compliance (US\$)	102
Dealing with construction permits (rank)	148	Protecting minority investors (rank)	108	Border compliance (US\$)	209
DTF score for dealing with construction permits (0–100)	58.37	DTF score for protecting minority investors (0–100)	50.00	Time to import	
Procedures (number)	18	Extent of disclosure index (0–10)	3	Documentary compliance (hours)	138
Time (days)	122	Extent of director liability index (0–10)	5	Border compliance (hours)	154
Cost (% of warehouse value)	8.0	Ease of shareholder suits index (0–10)	7	Cost to import	
Building quality control index (0–15)	8.0	Extent of shareholder rights index (0–10)	4	Documentary compliance (US\$)	296
		Extent of ownership and control index (0–10)	5	Border compliance (US\$)	412
		Extent of corporate transparency index (0–10)	6		
Getting electricity (rank)	173	Paying taxes (rank)	84	Enforcing contracts (rank)	64
DTF score for getting electricity (0–100)	34.11	DTF score for paying taxes (0–100)	73.10	DTF score for enforcing contracts (0–100)	60.60
Procedures (number)	6	Payments (number per year)	31	Time (days)	490
Time (days)	66	Time (hours per year)	195	Cost (% of claim)	31.3
Cost (% of income per capita)	7,508.4	Total tax and contribution rate (% of profit)	33.7	Quality of judicial processes index (0–18)	8.5
Reliability of supply and transparency of tariffs index (0–8)	0	Postfiling index (0–100)	72.28		
Registering property (rank)	124			Resolving insolvency (rank)	113
DTF score for registering property (0–100)	54.99			DTF score for resolving insolvency (0–100)	38.94
Procedures (number)	10			Time (years)	2.2
Time (days)	42			Cost (% of estate)	29.5
Cost (% of property value)	3.1			Recovery rate (cents on the dollar)	37.5
Quality of land administration index (0–30)	10.5			Strength of insolvency framework index (0–16)	6.0
UKRAINE		Europe & Central Asia		GNI per capita (US\$)	
Ease of doing business rank (1–190)	76	Overall distance to frontier (DTF) score (0–100)	65.75	Population	45,004,645
Starting a business (rank)	52	Getting credit (rank)	29	Trading across borders (rank)	119
DTF score for starting a business (0–100)	91.05	DTF score for getting credit (0–100)	75.00	DTF score for trading across borders (0–100)	64.26
Procedures (number)	6	Strength of legal rights index (0–12)	8	Time to export	
Time (days)	6.5	Depth of credit information index (0–8)	7	Documentary compliance (hours)	96
Cost (% of income per capita)	0.8	Credit bureau coverage (% of adults)	47.3	Border compliance (hours)	26
Minimum capital (% of income per capita)	0.0	Credit registry coverage (% of adults)	0.0	Cost to export	
				Documentary compliance (US\$)	292
✓ Dealing with construction permits (rank)	35	✓ Protecting minority investors (rank)	81	Border compliance (US\$)	75
DTF score for dealing with construction permits (0–100)	75.81	DTF score for protecting minority investors (0–100)	55.00	Time to import	
Procedures (number)	10	Extent of disclosure index (0–10)	7	Documentary compliance (hours)	168
Time (days)	76	Extent of director liability index (0–10)	2	Border compliance (hours)	72
Cost (% of warehouse value)	3.1	Ease of shareholder suits index (0–10)	6	Cost to import	
Building quality control index (0–15)	8.0	Extent of shareholder rights index (0–10)	5	Documentary compliance (US\$)	212
		Extent of ownership and control index (0–10)	5	Border compliance (US\$)	100
		Extent of corporate transparency index (0–10)	8		
Getting electricity (rank)	128	✓ Paying taxes (rank)	43	Enforcing contracts (rank)	82
DTF score for getting electricity (0–100)	58.80	DTF score for paying taxes (0–100)	80.77	DTF score for enforcing contracts (0–100)	58.96
Procedures (number)	5	Payments (number per year)	5	Time (days)	378
Time (days)	281	Time (hours per year)	327.5	Cost (% of claim)	46.3
Cost (% of income per capita)	525.2	Total tax and contribution rate (% of profit)	37.8	Quality of judicial processes index (0–18)	9.0
Reliability of supply and transparency of tariffs index (0–8)	6	Postfiling index (0–100)	85.95		
Registering property (rank)	64			Resolving insolvency (rank)	149
DTF score for registering property (0–100)	69.61			DTF score for resolving insolvency (0–100)	28.24
Procedures (number)	7			Time (years)	2.9
Time (days)	17			Cost (% of estate)	40.5
Cost (% of property value)	1.8			Recovery rate (cents on the dollar)	8.9
Quality of land administration index (0–30)	14.5			Strength of insolvency framework index (0–16)	7.5
UNITED ARAB EMIRATES		Middle East & North Africa		GNI per capita (US\$)	
Ease of doing business rank (1–190)	21	Overall distance to frontier (DTF) score (0–100)	78.73	Population	9,269,612
Starting a business (rank)	51	✓ Getting credit (rank)	90	Trading across borders (rank)	91
DTF score for starting a business (0–100)	91.16	DTF score for getting credit (0–100)	50.00	DTF score for trading across borders (0–100)	71.50
Procedures (number)	4.5	Strength of legal rights index (0–12)	2	Time to export	
Time (days)	8.5	Depth of credit information index (0–8)	8	Documentary compliance (hours)	6
Cost (% of income per capita)	13.4	Credit bureau coverage (% of adults)	54.5	Border compliance (hours)	27
Minimum capital (% of income per capita)	0.0	Credit registry coverage (% of adults)	8.8	Cost to export	
				Documentary compliance (US\$)	178
✓ Dealing with construction permits (rank)	2	Protecting minority investors (rank)	10	Border compliance (US\$)	462
DTF score for dealing with construction permits (0–100)	86.38	DTF score for protecting minority investors (0–100)	75.00	Time to import	
Procedures (number)	14	Extent of disclosure index (0–10)	10	Documentary compliance (hours)	12
Time (days)	50.5	Extent of director liability index (0–10)	9	Border compliance (hours)	54
Cost (% of warehouse value)	2.3	Ease of shareholder suits index (0–10)	4	Cost to import	
Building quality control index (0–15)	15.0	Extent of shareholder rights index (0–10)	6	Documentary compliance (US\$)	283
		Extent of ownership and control index (0–10)	9	Border compliance (US\$)	678
		Extent of corporate transparency index (0–10)	7		
✓ Getting electricity (rank)	1	Paying taxes (rank)	1	Enforcing contracts (rank)	12
DTF score for getting electricity (0–100)	99.92	DTF score for paying taxes (0–100)	99.44	DTF score for enforcing contracts (0–100)	74.02
Procedures (number)	2	Payments (number per year)	4	Time (days)	445
Time (days)	10	Time (hours per year)	12	Cost (% of claim)	21.0
Cost (% of income per capita)	25.2	Total tax and contribution rate (% of profit)	15.9	Quality of judicial processes index (0–18)	13.0
Reliability of supply and transparency of tariffs index (0–8)	8	Postfiling index (0–100)	not applicable		
Registering property (rank)	10			✓ Resolving insolvency (rank)	69
DTF score for registering property (0–100)	90.02			DTF score for resolving insolvency (0–100)	49.80
Procedures (number)	2			Time (years)	3.2
Time (days)	1.5			Cost (% of estate)	20.0
Cost (% of property value)	0.2			Recovery rate (cents on the dollar)	28.7
Quality of land administration index (0–30)	21.0			Strength of insolvency framework index (0–16)	11.0

Note: Most indicator sets refer to a case scenario in the largest business city of an economy, though for 11 economies the data are a population-weighted average for the two largest business cities. For some indicators a result of "no practice" may be recorded for an economy; see the data notes for more details. In starting a business, procedures (number), time (days) and cost (% of income per capita) are calculated as the average of both men and women. For the postfiling index, a result of "not applicable" may be recorded for an economy.

✓ Reform making it easier to do business ✗ Change making it more difficult to do business

UNITED KINGDOM		OECD high income		GNI per capita (US\$)	
Ease of doing business rank (1–190)	7	Overall distance to frontier (DTF) score (0–100)	82.22	Population	65,637,239
Starting a business (rank)	14	Getting credit (rank)	29	Trading across borders (rank)	28
DTF score for starting a business (0–100)	94.58	DTF score for getting credit (0–100)	75.00	DTF score for trading across borders (0–100)	93.76
Procedures (number)	4	Strength of legal rights index (0–12)	7	Time to export	
Time (days)	4.5	Depth of credit information index (0–8)	8	Documentary compliance (hours)	4
Cost (% of income per capita)	0.0	Credit bureau coverage (% of adults)	100.0	Border compliance (hours)	24
Minimum capital (% of income per capita)	0.0	Credit registry coverage (% of adults)	0.0	Cost to export	
				Documentary compliance (US\$)	25
Dealing with construction permits (rank)	14	Protecting minority investors (rank)	10	Border compliance (US\$)	280
DTF score for dealing with construction permits (0–100)	80.39	DTF score for protecting minority investors (0–100)	75.00	Time to import	
Procedures (number)	9	Extent of disclosure index (0–10)	10	Documentary compliance (hours)	2
Time (days)	86	Extent of director liability index (0–10)	7	Border compliance (hours)	3
Cost (% of warehouse value)	1.0	Ease of shareholder suits index (0–10)	8	Cost to import	
Building quality control index (0–15)	9.0	Extent of shareholder rights index (0–10)	7	Documentary compliance (US\$)	0
		Extent of ownership and control index (0–10)	5	Border compliance (US\$)	0
		Extent of corporate transparency index (0–10)	8		
Getting electricity (rank)	9	Paying taxes (rank)	23	Enforcing contracts (rank)	31
DTF score for getting electricity (0–100)	93.29	DTF score for getting credit (0–100)	86.70	DTF score for enforcing contracts (0–100)	68.69
Procedures (number)	3	Payments (number per year)	8	Time (days)	437
Time (days)	79	Time (hours per year)	110	Cost (% of claim)	45.7
Cost (% of income per capita)	24.9	Total tax and contribution rate (% of profit)	30.7	Quality of judicial processes index (0–18)	15.0
Reliability of supply and transparency of tariffs index (0–8)	8	Postfiling index (0–100)	71.00		
Registering property (rank)	47			Resolving insolvency (rank)	14
DTF score for registering property (0–100)	74.51			DTF score for resolving insolvency (0–100)	80.24
Procedures (number)	6			Time (years)	1.0
Time (days)	21.5			Cost (% of estate)	6.0
Cost (% of property value)	4.8			Recovery rate (cents on the dollar)	85.2
Quality of land administration index (0–30)	24.5			Strength of insolvency framework index (0–16)	11.0
UNITED STATES		OECD high income		GNI per capita (US\$)	
Ease of doing business rank (1–190)	6	Overall distance to frontier (DTF) score (0–100)	82.54	Population	323,127,513
Starting a business (rank)	49	Getting credit (rank)	2	Trading across borders (rank)	36
DTF score for starting a business (0–100)	91.23	DTF score for getting credit (0–100)	95.00	DTF score for trading across borders (0–100)	92.01
Procedures (number)	6	Strength of legal rights index (0–12)	11	Time to export	
Time (days)	5.6	Depth of credit information index (0–8)	8	Documentary compliance (hours)	1.5
Cost (% of income per capita)	1.1	Credit bureau coverage (% of adults)	100.0	Border compliance (hours)	1.5
Minimum capital (% of income per capita)	0.0	Credit registry coverage (% of adults)	0.0	Cost to export	
				Documentary compliance (US\$)	60
Dealing with construction permits (rank)	36	Protecting minority investors (rank)	42	Border compliance (US\$)	175
DTF score for dealing with construction permits (0–100)	75.77	DTF score for protecting minority investors (0–100)	64.67	Time to import	
Procedures (number)	15.8	Extent of disclosure index (0–10)	7.4	Documentary compliance (hours)	7.5
Time (days)	80.6	Extent of director liability index (0–10)	8.6	Border compliance (hours)	1.5
Cost (% of warehouse value)	0.9	Ease of shareholder suits index (0–10)	9	Cost to import	
Building quality control index (0–15)	10.0	Extent of shareholder rights index (0–10)	4	Documentary compliance (US\$)	100
		Extent of ownership and control index (0–10)	4.4	Border compliance (US\$)	175
		Extent of corporate transparency index (0–10)	5.4		
Getting electricity (rank)	49	Paying taxes (rank)	36	Enforcing contracts (rank)	16
DTF score for getting electricity (0–100)	82.14	DTF score for getting credit (0–100)	84.13	DTF score for enforcing contracts (0–100)	72.61
Procedures (number)	4.8	Payments (number per year)	10.6	Time (days)	420
Time (days)	89.6	Time (hours per year)	175	Cost (% of claim)	30.5
Cost (% of income per capita)	23.7	Total tax and contribution rate (% of profit)	43.8	Quality of judicial processes index (0–18)	13.8
Reliability of supply and transparency of tariffs index (0–8)	7.2	Postfiling index (0–100)	94.04		
Registering property (rank)	37			Resolving insolvency (rank)	3
DTF score for registering property (0–100)	76.80			DTF score for resolving insolvency (0–100)	91.07
Procedures (number)	4.4			Time (years)	1.0
Time (days)	15.2			Cost (% of estate)	10.0
Cost (% of property value)	2.5			Recovery rate (cents on the dollar)	82.1
Quality of land administration index (0–30)	17.6			Strength of insolvency framework index (0–16)	15.0
URUGUAY		Latin America & Caribbean		GNI per capita (US\$)	
Ease of doing business rank (1–190)	94	Overall distance to frontier (DTF) score (0–100)	61.99	Population	3,444,006
✗ Starting a business (rank)	61	Getting credit (rank)	68	Trading across borders (rank)	151
DTF score for starting a business (0–100)	89.80	DTF score for getting credit (0–100)	60.00	DTF score for trading across borders (0–100)	56.29
Procedures (number)	5	Strength of legal rights index (0–12)	4	Time to export	
Time (days)	6.5	Depth of credit information index (0–8)	8	Documentary compliance (hours)	24
Cost (% of income per capita)	22.5	Credit bureau coverage (% of adults)	100.0	Border compliance (hours)	120
Minimum capital (% of income per capita)	0.0	Credit registry coverage (% of adults)	100.0	Cost to export	
				Documentary compliance (US\$)	231
Dealing with construction permits (rank)	161	Protecting minority investors (rank)	132	Border compliance (US\$)	1,095
DTF score for dealing with construction permits (0–100)	54.90	DTF score for protecting minority investors (0–100)	43.33	Time to import	
Procedures (number)	21	Extent of disclosure index (0–10)	3	Documentary compliance (hours)	72
Time (days)	251	Extent of director liability index (0–10)	4	Border compliance (hours)	6
Cost (% of warehouse value)	1.0	Ease of shareholder suits index (0–10)	8	Cost to import	
Building quality control index (0–15)	8.0	Extent of shareholder rights index (0–10)	5	Documentary compliance (US\$)	285
		Extent of ownership and control index (0–10)	5	Border compliance (US\$)	375
		Extent of corporate transparency index (0–10)	1		
Getting electricity (rank)	50	✓ Paying taxes (rank)	106	Enforcing contracts (rank)	112
DTF score for getting electricity (0–100)	82.12	DTF score for paying taxes (0–100)	69.26	DTF score for enforcing contracts (0–100)	54.44
Procedures (number)	5	Payments (number per year)	20	Time (days)	725
Time (days)	48	Time (hours per year)	190	Cost (% of claim)	23.2
Cost (% of income per capita)	11.4	Total tax and contribution rate (% of profit)	41.8	Quality of judicial processes index (0–18)	7.0
Reliability of supply and transparency of tariffs index (0–8)	6	Postfiling index (0–100)	49.54		
Registering property (rank)	112			Resolving insolvency (rank)	66
DTF score for registering property (0–100)	57.59			DTF score for resolving insolvency (0–100)	52.15
Procedures (number)	9			Time (years)	1.8
Time (days)	66			Cost (% of estate)	7.0
Cost (% of property value)	7.0			Recovery rate (cents on the dollar)	41.7
Quality of land administration index (0–30)	22.5			Strength of insolvency framework index (0–16)	9.5

Note: Most indicator sets refer to a case scenario in the largest business city of an economy, though for 11 economies the data are a population-weighted average for the two largest business cities. For some indicators a result of "no practice" may be recorded for an economy; see the data notes for more details. In starting a business, procedures (number), time (days) and cost (% of income per capita) are calculated as the average of both men and women. For the postfiling index, a result of "not applicable" may be recorded for an economy.

✓ Reform making it easier to do business ✗ Change making it more difficult to do business

UZBEKISTAN		Europe & Central Asia		GNI per capita (US\$)	
Ease of doing business rank (1–190)	74	Overall distance to frontier (DTF) score (0–100)	66.33	Population	31,848,200
✓ Starting a business (rank)	11	Getting credit (rank)	55	Trading across borders (rank)	168
DTF score for starting a business (0–100)	95.54	DTF score for getting credit (0–100)	65.00	DTF score for trading across borders (0–100)	44.31
Procedures (number)	3	Strength of legal rights index (0–12)	6	Time to export	
Time (days)	5	Depth of credit information index (0–8)	7	Documentary compliance (hours)	174
Cost (% of income per capita)	3.1	Credit bureau coverage (% of adults)	40.1	Border compliance (hours)	112
Minimum capital (% of income per capita)	0.0	Credit registry coverage (% of adults)	0.0	Cost to export	
				Documentary compliance (US\$)	292
✓ Dealing with construction permits (rank)	135	✓ Protecting minority investors (rank)	62	Border compliance (US\$)	278
DTF score for dealing with construction permits (0–100)	61.26	DTF score for protecting minority investors (0–100)	58.33	Time to import	
Procedures (number)	17	Extent of disclosure index (0–10)	8	Documentary compliance (hours)	174
Time (days)	246	Extent of director liability index (0–10)	3	Border compliance (hours)	111
Cost (% of warehouse value)	3.4	Ease of shareholder suits index (0–10)	7	Cost to import	
Building quality control index (0–15)	11.0	Extent of shareholder rights index (0–10)	6	Documentary compliance (US\$)	292
		Extent of ownership and control index (0–10)	4	Border compliance (US\$)	278
		Extent of corporate transparency index (0–10)	7		
✓ Getting electricity (rank)	27	✓ Paying taxes (rank)	78	Enforcing contracts (rank)	39
DTF score for getting electricity (0–100)	85.50	DTF score for paying taxes (0–100)	74.78	DTF score for enforcing contracts (0–100)	67.26
Procedures (number)	4	Payments (number per year)	10	Time (days)	225
Time (days)	88	Time (hours per year)	181	Cost (% of claim)	20.5
Cost (% of income per capita)	883.1	Total tax and contribution rate (% of profit)	38.3	Quality of judicial processes index (0–18)	6.0
Reliability of supply and transparency of tariffs index (0–8)	8	Postfiling index (0–100)	48.39		
Registering property (rank)	73			Resolving insolvency (rank)	87
DTF score for registering property (0–100)	66.34			DTF score for resolving insolvency (0–100)	45.00
Procedures (number)	9			Time (years)	2.0
Time (days)	46			Cost (% of estate)	10.0
Cost (% of property value)	1.2			Recovery rate (cents on the dollar)	37.2
Quality of land administration index (0–30)	18.5			Strength of insolvency framework index (0–16)	8.0
VANUATU		East Asia & Pacific		GNI per capita (US\$)	
Ease of doing business rank (1–190)	90	Overall distance to frontier (DTF) score (0–100)	63.08	Population	270,402
Starting a business (rank)	128	Getting credit (rank)	29	Trading across borders (rank)	143
DTF score for starting a business (0–100)	81.23	DTF score for getting credit (0–100)	75.00	DTF score for trading across borders (0–100)	59.13
Procedures (number)	7	Strength of legal rights index (0–12)	11	Time to export	
Time (days)	18	Depth of credit information index (0–8)	4	Documentary compliance (hours)	72
Cost (% of income per capita)	44.4	Credit bureau coverage (% of adults)	9.4	Border compliance (hours)	38
Minimum capital (% of income per capita)	0.0	Credit registry coverage (% of adults)	0.0	Cost to export	
				Documentary compliance (US\$)	190
Dealing with construction permits (rank)	151	Protecting minority investors (rank)	108	Border compliance (US\$)	709
DTF score for dealing with construction permits (0–100)	57.58	DTF score for protecting minority investors (0–100)	50.00	Time to import	
Procedures (number)	14	Extent of disclosure index (0–10)	5	Documentary compliance (hours)	48
Time (days)	124	Extent of director liability index (0–10)	6	Border compliance (hours)	126
Cost (% of warehouse value)	7.8	Ease of shareholder suits index (0–10)	5	Cost to import	
Building quality control index (0–15)	5.0	Extent of shareholder rights index (0–10)	8	Documentary compliance (US\$)	183
		Extent of ownership and control index (0–10)	2	Border compliance (US\$)	681
		Extent of corporate transparency index (0–10)	4		
Getting electricity (rank)	86	Paying taxes (rank)	57	Enforcing contracts (rank)	135
DTF score for getting electricity (0–100)	72.01	DTF score for paying taxes (0–100)	77.85	DTF score for enforcing contracts (0–100)	49.27
Procedures (number)	4	Payments (number per year)	31	Time (days)	430
Time (days)	120	Time (hours per year)	120	Cost (% of claim)	56.0
Cost (% of income per capita)	1,090.4	Total tax and contribution rate (% of profit)	8.5	Quality of judicial processes index (0–18)	6.5
Reliability of supply and transparency of tariffs index (0–8)	5	Postfiling index (0–100)	69.04		
Registering property (rank)	80			Resolving insolvency (rank)	96
DTF score for registering property (0–100)	65.63			DTF score for resolving insolvency (0–100)	43.04
Procedures (number)	4			Time (years)	2.6
Time (days)	58			Cost (% of estate)	38.0
Cost (% of property value)	7.0			Recovery rate (cents on the dollar)	45.1
Quality of land administration index (0–30)	18.5			Strength of insolvency framework index (0–16)	6.0
VENEZUELA, RB		Latin America & Caribbean		GNI per capita (US\$)	
Ease of doing business rank (1–190)	188	Overall distance to frontier (DTF) score (0–100)	30.87	Population	31,568,179
✗ Starting a business (rank)	190	Getting credit (rank)	122	Trading across borders (rank)	187
DTF score for starting a business (0–100)	25.00	DTF score for getting credit (0–100)	40.00	DTF score for trading across borders (0–100)	7.93
Procedures (number)	20	Strength of legal rights index (0–12)	1	Time to export	
Time (days)	230	Depth of credit information index (0–8)	7	Documentary compliance (hours)	528
Cost (% of income per capita)	351.6	Credit bureau coverage (% of adults)	27.4	Border compliance (hours)	288
Minimum capital (% of income per capita)	0.0	Credit registry coverage (% of adults)	0.0	Cost to export	
				Documentary compliance (US\$)	375
Dealing with construction permits (rank)	143	Protecting minority investors (rank)	177	Border compliance (US\$)	1,250
DTF score for dealing with construction permits (0–100)	59.27	DTF score for protecting minority investors (0–100)	26.67	Time to import	
Procedures (number)	11	Extent of disclosure index (0–10)	3	Documentary compliance (hours)	1,090
Time (days)	434	Extent of director liability index (0–10)	2	Border compliance (hours)	240
Cost (% of warehouse value)	1.8	Ease of shareholder suits index (0–10)	3	Cost to import	
Building quality control index (0–15)	10.5	Extent of shareholder rights index (0–10)	2	Documentary compliance (US\$)	400
		Extent of ownership and control index (0–10)	3	Border compliance (US\$)	1,500
		Extent of corporate transparency index (0–10)	3		
Getting electricity (rank)	186	Paying taxes (rank)	189	Enforcing contracts (rank)	147
DTF score for getting electricity (0–100)	16.85	DTF score for paying taxes (0–100)	15.18	DTF score for enforcing contracts (0–100)	46.89
Procedures (number)	6	Payments (number per year)	70	Time (days)	720
Time (days)	208	Time (hours per year)	792	Cost (% of claim)	43.7
Cost (% of income per capita)	16,713.5	Total tax and contribution rate (% of profit)	65.0	Quality of judicial processes index (0–18)	7.0
Reliability of supply and transparency of tariffs index (0–8)	0	Postfiling index (0–100)	19.72		
Registering property (rank)	135			Resolving insolvency (rank)	165
DTF score for registering property (0–100)	52.29			DTF score for resolving insolvency (0–100)	18.66
Procedures (number)	9			Time (years)	4.0
Time (days)	52			Cost (% of estate)	38.0
Cost (% of property value)	2.7			Recovery rate (cents on the dollar)	5.6
Quality of land administration index (0–30)	5.5			Strength of insolvency framework index (0–16)	5.0

Note: Most indicator sets refer to a case scenario in the largest business city of an economy, though for 11 economies the data are a population-weighted average for the two largest business cities. For some indicators a result of "no practice" may be recorded for an economy; see the data notes for more details. In starting a business, procedures (number), time (days) and cost (% of income per capita) are calculated as the average of both men and women. For the postfiling index, a result of "not applicable" may be recorded for an economy.

✓ Reform making it easier to do business ✗ Change making it more difficult to do business

VIETNAM		East Asia & Pacific		GNI per capita (US\$)	
Ease of doing business rank (1–190)	68	Overall distance to frontier (DTF) score (0–100)	67.93	Population	92,701,100
Starting a business (rank)	123	✓ Getting credit (rank)	29	✓ Trading across borders (rank)	94
DTF score for starting a business (0–100)	82.02	DTF score for getting credit (0–100)	75.00	DTF score for trading across borders (0–100)	70.83
Procedures (number)	9	Strength of legal rights index (0–12)	8	Time to export	
Time (days)	22	Depth of credit information index (0–8)	7	Documentary compliance (hours)	50
Cost (% of income per capita)	6.5	Credit bureau coverage (% of adults)	19.7	Border compliance (hours)	55
Minimum capital (% of income per capita)	0.0	Credit registry coverage (% of adults)	51.0	Cost to export	
				Documentary compliance (US\$)	139
Dealing with construction permits (rank)	20	Protecting minority investors (rank)	81	Border compliance (US\$)	290
DTF score for dealing with construction permits (0–100)	79.03	DTF score for protecting minority investors (0–100)	55.00	Time to import	
Procedures (number)	10	Extent of disclosure index (0–10)	7	Documentary compliance (hours)	76
Time (days)	166	Extent of director liability index (0–10)	4	Border compliance (hours)	56
Cost (% of warehouse value)	0.7	Ease of shareholder suits index (0–10)	2	Cost to import	
Building quality control index (0–15)	12.0	Extent of shareholder rights index (0–10)	7	Documentary compliance (US\$)	183
		Extent of ownership and control index (0–10)	6	Border compliance (US\$)	373
		Extent of corporate transparency index (0–10)	7		
✓ Getting electricity (rank)	64	✓ Paying taxes (rank)	86	✓ Enforcing contracts (rank)	66
DTF score for getting electricity (0–100)	78.69	DTF score for paying taxes (0–100)	72.77	DTF score for enforcing contracts (0–100)	60.22
Procedures (number)	5	Payments (number per year)	14	Time (days)	400
Time (days)	46	Time (hours per year)	498	Cost (% of claim)	29.0
Cost (% of income per capita)	1,191.8	Total tax and contribution rate (% of profit)	38.1	Quality of judicial processes index (0–18)	6.5
Reliability of supply and transparency of tariffs index (0–8)	6	Postfiling index (0–100)	95.71		
Registering property (rank)	63			Resolving insolvency (rank)	129
DTF score for registering property (0–100)	70.61			DTF score for resolving insolvency (0–100)	35.16
Procedures (number)	5			Time (years)	5.0
Time (days)	57.5			Cost (% of estate)	14.5
Cost (% of property value)	0.6			Recovery rate (cents on the dollar)	21.8
Quality of land administration index (0–30)	14.0			Strength of insolvency framework index (0–16)	7.5
WEST BANK AND GAZA		Middle East & North Africa		GNI per capita (US\$)	
Ease of doing business rank (1–190)	114	Overall distance to frontier (DTF) score (0–100)	58.68	Population	4,551,566
Starting a business (rank)	169	✓ Getting credit (rank)	20	Trading across borders (rank)	49
DTF score for starting a business (0–100)	69.59	DTF score for getting credit (0–100)	80.00	DTF score for trading across borders (0–100)	86.67
Procedures (number)	10.5	Strength of legal rights index (0–12)	8	Time to export	
Time (days)	43.5	Depth of credit information index (0–8)	8	Documentary compliance (hours)	72
Cost (% of income per capita)	45.1	Credit bureau coverage (% of adults)	0.0	Border compliance (hours)	6
Minimum capital (% of income per capita)	0.0	Credit registry coverage (% of adults)	19.0	Cost to export	
				Documentary compliance (US\$)	80
Dealing with construction permits (rank)	154	Protecting minority investors (rank)	160	Border compliance (US\$)	51
DTF score for dealing with construction permits (0–100)	56.70	DTF score for protecting minority investors (0–100)	38.33	Time to import	
Procedures (number)	20	Extent of disclosure index (0–10)	6	Documentary compliance (hours)	45
Time (days)	108	Extent of director liability index (0–10)	5	Border compliance (hours)	6
Cost (% of warehouse value)	13.9	Ease of shareholder suits index (0–10)	6	Cost to import	
Building quality control index (0–15)	12.0	Extent of shareholder rights index (0–10)	2	Documentary compliance (US\$)	85
		Extent of ownership and control index (0–10)	1	Border compliance (US\$)	50
		Extent of corporate transparency index (0–10)	3		
Getting electricity (rank)	87	Paying taxes (rank)	109	Enforcing contracts (rank)	124
DTF score for getting electricity (0–100)	71.46	DTF score for paying taxes (0–100)	68.84	DTF score for enforcing contracts (0–100)	52.51
Procedures (number)	5	Payments (number per year)	28	Time (days)	540
Time (days)	47	Time (hours per year)	162	Cost (% of claim)	27.0
Cost (% of income per capita)	1,475.3	Total tax and contribution rate (% of profit)	15.3	Quality of judicial processes index (0–18)	4.0
Reliability of supply and transparency of tariffs index (0–8)	4	Postfiling index (0–100)	34.47		
Registering property (rank)	94			Resolving insolvency (rank)	168
DTF score for registering property (0–100)	62.71			DTF score for resolving insolvency (0–100)	0.00
Procedures (number)	7			Time (years)	no practice
Time (days)	51			Cost (% of estate)	no practice
Cost (% of property value)	3.0			Recovery rate (cents on the dollar)	0.0
Quality of land administration index (0–30)	13.5			Strength of insolvency framework index (0–16)	0.0
YEMEN, REP.		Middle East & North Africa		GNI per capita (US\$)	
Ease of doing business rank (1–190)	186	Overall distance to frontier (DTF) score (0–100)	33.00	Population	27,584,213
Starting a business (rank)	163	Getting credit (rank)	186	Trading across borders (rank)	189
DTF score for starting a business (0–100)	72.68	DTF score for getting credit (0–100)	0.00	DTF score for trading across borders (0–100)	0.00
Procedures (number)	6.5	Strength of legal rights index (0–12)	0	Time to export	
Time (days)	40.5	Depth of credit information index (0–8)	0	Documentary compliance (hours)	no practice
Cost (% of income per capita)	73.5	Credit bureau coverage (% of adults)	0.0	Border compliance (hours)	no practice
Minimum capital (% of income per capita)	0.0	Credit registry coverage (% of adults)	1.3	Cost to export	
				Documentary compliance (US\$)	no practice
Dealing with construction permits (rank)	186	Protecting minority investors (rank)	132	Border compliance (US\$)	no practice
DTF score for dealing with construction permits (0–100)	0.00	DTF score for protecting minority investors (0–100)	43.33	Time to import	
Procedures (number)	no practice	Extent of disclosure index (0–10)	6	Documentary compliance (hours)	no practice
Time (days)	no practice	Extent of director liability index (0–10)	4	Border compliance (hours)	no practice
Cost (% of warehouse value)	no practice	Ease of shareholder suits index (0–10)	3	Cost to import	
Building quality control index (0–15)	0.0	Extent of shareholder rights index (0–10)	5	Documentary compliance (US\$)	no practice
		Extent of ownership and control index (0–10)	4	Border compliance (US\$)	no practice
		Extent of corporate transparency index (0–10)	4		
Getting electricity (rank)	187	Paying taxes (rank)	80	Enforcing contracts (rank)	140
DTF score for getting electricity (0–100)	0.00	DTF score for paying taxes (0–100)	74.13	DTF score for enforcing contracts (0–100)	48.52
Procedures (number)	no practice	Payments (number per year)	44	Time (days)	645
Time (days)	no practice	Time (hours per year)	248	Cost (% of claim)	30.0
Cost (% of income per capita)	no practice	Total tax and contribution rate (% of profit)	26.6	Quality of judicial processes index (0–18)	4.0
Reliability of supply and transparency of tariffs index (0–8)	0	Postfiling index (0–100)	96.34		
Registering property (rank)	82			Resolving insolvency (rank)	156
DTF score for registering property (0–100)	65.21			DTF score for resolving insolvency (0–100)	26.14
Procedures (number)	6			Time (years)	3.0
Time (days)	19			Cost (% of estate)	15.0
Cost (% of property value)	1.8			Recovery rate (cents on the dollar)	19.5
Quality of land administration index (0–30)	7.0			Strength of insolvency framework index (0–16)	5.0

Note: Most indicator sets refer to a case scenario in the largest business city of an economy, though for 11 economies the data are a population-weighted average for the two largest business cities. For some indicators a result of "no practice" may be recorded for an economy; see the data notes for more details. In starting a business, procedures (number), time (days) and cost (% of income per capita) are calculated as the average of both men and women. For the postfiling index, a result of "not applicable" may be recorded for an economy.

✓ Reform making it easier to do business ✗ Change making it more difficult to do business

ZAMBIA		Sub-Saharan Africa		GNI per capita (US\$)	
Ease of doing business rank (1–190)	85	Overall distance to frontier (DTF) score (0–100)	64.50	Population	16,591,390
Starting a business (rank)	101	✓ Getting credit (rank)	2	✓ Trading across borders (rank)	150
DTF score for starting a business (0–100)	84.89	DTF score for getting credit (0–100)	95.00	DTF score for trading across borders (0–100)	56.88
Procedures (number)	7	Strength of legal rights index (0–12)	11	Time to export	
Time (days)	8.5	Depth of credit information index (0–8)	8	Documentary compliance (hours)	96
Cost (% of income per capita)	34.2	Credit bureau coverage (% of adults)	8.7	Border compliance (hours)	120
Minimum capital (% of income per capita)	0.0	Credit registry coverage (% of adults)	0.0	Cost to export	
				Documentary compliance (US\$)	200
Dealing with construction permits (rank)	69	Protecting minority investors (rank)	89	Border compliance (US\$)	370
DTF score for dealing with construction permits (0–100)	71.04	DTF score for protecting minority investors (0–100)	53.33	Time to import	
Procedures (number)	10	Extent of disclosure index (0–10)	4	Documentary compliance (hours)	72
Time (days)	189	Extent of director liability index (0–10)	6	Border compliance (hours)	120
Cost (% of warehouse value)	3.1	Ease of shareholder suits index (0–10)	7	Cost to import	
Building quality control index (0–15)	10.0	Extent of shareholder rights index (0–10)	6	Documentary compliance (US\$)	175
		Extent of ownership and control index (0–10)	5	Border compliance (US\$)	380
		Extent of corporate transparency index (0–10)	4		
Getting electricity (rank)	155			Enforcing contracts (rank)	128
DTF score for getting electricity (0–100)	49.92	✓ Paying taxes (rank)	15	DTF score for enforcing contracts (0–100)	51.74
Procedures (number)	6	DTF score for paying taxes (0–100)	88.71	Time (days)	611
Time (days)	117	Payments (number per year)	11	Cost (% of claim)	38.7
Cost (% of income per capita)	588.5	Time (hours per year)	164	Quality of judicial processes index (0–18)	7.0
Reliability of supply and transparency of tariffs index (0–8)	0	Total tax and contribution rate (% of profit)	15.6		
		Postfiling index (0–100)	85.94	Resolving insolvency (rank)	89
Registering property (rank)	149			DTF score for resolving insolvency (0–100)	44.85
DTF score for registering property (0–100)	48.69			Time (years)	1.0
Procedures (number)	6			Cost (% of estate)	9.0
Time (days)	45			Recovery rate (cents on the dollar)	48.5
Cost (% of property value)	9.9			Strength of insolvency framework index (0–16)	6.0
Quality of land administration index (0–30)	7.0				
ZIMBABWE		Sub-Saharan Africa		GNI per capita (US\$)	
Ease of doing business rank (1–190)	159	Overall distance to frontier (DTF) score (0–100)	48.47	Population	16,150,362
✓ Starting a business (rank)	180	✗ Getting credit (rank)	105	Trading across borders (rank)	153
DTF score for starting a business (0–100)	59.28	DTF score for getting credit (0–100)	45.00	DTF score for trading across borders (0–100)	55.47
Procedures (number)	9	Strength of legal rights index (0–12)	5	Time to export	
Time (days)	61	Depth of credit information index (0–8)	4	Documentary compliance (hours)	99
Cost (% of income per capita)	110.0	Credit bureau coverage (% of adults)	32.0	Border compliance (hours)	74
Minimum capital (% of income per capita)	0.0	Credit registry coverage (% of adults)	3.2	Cost to export	
				Documentary compliance (US\$)	170
Dealing with construction permits (rank)	175	Protecting minority investors (rank)	89	Border compliance (US\$)	285
DTF score for dealing with construction permits (0–100)	44.73	DTF score for protecting minority investors (0–100)	53.33	Time to import	
Procedures (number)	10	Extent of disclosure index (0–10)	8	Documentary compliance (hours)	81
Time (days)	238	Extent of director liability index (0–10)	2	Border compliance (hours)	228
Cost (% of warehouse value)	22.5	Ease of shareholder suits index (0–10)	5	Cost to import	
Building quality control index (0–15)	9.0	Extent of shareholder rights index (0–10)	7	Documentary compliance (US\$)	150
		Extent of ownership and control index (0–10)	5	Border compliance (US\$)	562
		Extent of corporate transparency index (0–10)	5		
Getting electricity (rank)	161	Paying taxes (rank)	143	Enforcing contracts (rank)	166
DTF score for getting electricity (0–100)	44.90	DTF score for paying taxes (0–100)	58.83	DTF score for enforcing contracts (0–100)	38.73
Procedures (number)	6	Payments (number per year)	51	Time (days)	410
Time (days)	106	Time (hours per year)	242	Cost (% of claim)	83.1
Cost (% of income per capita)	2,602.6	Total tax and contribution rate (% of profit)	31.6	Quality of judicial processes index (0–18)	6.0
Reliability of supply and transparency of tariffs index (0–8)	0	Postfiling index (0–100)	52.84	Resolving insolvency (rank)	155
				DTF score for resolving insolvency (0–100)	26.21
Registering property (rank)	108			Time (years)	3.3
DTF score for registering property (0–100)	58.21			Cost (% of estate)	22.0
Procedures (number)	5			Recovery rate (cents on the dollar)	19.7
Time (days)	36			Strength of insolvency framework index (0–16)	5.0
Cost (% of property value)	7.6				
Quality of land administration index (0–30)	10.0				

Note: Most indicator sets refer to a case scenario in the largest business city of an economy, though for 11 economies the data are a population-weighted average for the two largest business cities. For some indicators a result of "no practice" may be recorded for an economy; see the data notes for more details. In starting a business, procedures (number), time (days) and cost (% of income per capita) are calculated as the average of both men and women. For the postfiling index, a result of "not applicable" may be recorded for an economy.



Labor

Market Regulation

Regulation of the labor market is an important aspect of the business environment that can influence employment dynamics and productivity.¹ Labor market imperfections can negatively affect job quality and job creation.² Regulation can mitigate market failures and contribute to a more productive allocation of labor resources within an economy. While reforms toward more flexible labor regulation could increase employment,³ labor under-regulation can also have negative impacts by, for example, creating an unsafe workplace or undermining worker quality of life. By setting the right incentives and deterrents for both employers and employees, labor regulation could contribute to labor mobility and productivity growth.⁴

The challenge in developing labor policies is to avoid the extremes of both over- and under-regulation by balancing labor flexibility with worker protection. More flexible regulation may allow an economy to better adjust to economic shocks, variations in the business cycle and long-term structural shifts, such as technological and demographic changes. Data collected for *Doing Business 2018* show that 64.7% of economies allow the use of fixed-term contracts for permanent tasks and 78.9% do not have restrictions on night work. In 21.4% of economies the law requires the employer to reassign or retrain a worker before making that worker redundant.

On the other hand, a lack of worker protection can lead to lower standards of living and—with unhealthy and unmotivated

employees—poor firm productivity. *Doing Business 2018* data show that 68.9% of economies provide at least five fully-paid days of sick leave annually. The under-regulation of the labor market may disproportionately affect specific groups. For female employees, discrimination in access to employment and persistent gaps in income may discourage them from entering the labor market or participating in it to their full potential. *Doing Business 2018* data show that 48% of economies prohibit gender-based discrimination in hiring and 40.5% mandate equal remuneration for work of equal value.

In recent years *Doing Business* has developed a more nuanced approach to its labor market indicators by expanding its methodological scope, going beyond the areas traditionally measured by the report. Historically, *Doing Business* measured flexibility in the regulation of employment as it relates to the hiring and redundancy of employees and the scheduling of working hours. However, several new components were added since *Doing Business 2016*, including the availability of at least five fully-paid days of sick leave a year, length of paid maternity leave, unemployment protection, gender nondiscrimination in hiring and equal remuneration for work of equal value. This methodological expansion stemmed from a collaborative dialogue with interested stakeholders and the International Labor Organization. The changes implemented were aimed at providing a more comprehensive measure by setting

the right balance in labor market regulation. The *Doing Business* labor market indicators serve as an essential resource for academics, journalists, private sector researchers and others interested in labor market regulation.

NOTES

1. Martin and Scarpetta 2012.
2. World Bank 2012.
3. Amin 2007.
4. Martin and Scarpetta 2012.

LABOR MARKET REGULATION DATA														
Economy	Hiring					Working hours								
	Fixed-term contracts prohibited for permanent tasks?	Maximum length of fixed-term contracts (months) ^a	Minimum wage for a cashier, age 19, with one year of work experience (US\$/month) ^b	Ratio of minimum wage to value added per worker	Maximum length of probationary period (months) ^c	Maximum number of working days per week	Premium for night work (% of hourly pay)	Premium for work on weekly rest day (% of hourly pay)	Premium for overtime work (% of hourly pay)	Restrictions on night work?	Whether non-pregnant and non-nursing women can work the same night hours as men	Restrictions on weekly holiday work?	Restrictions on overtime work?	Paid annual leave (working days) ^d
Afghanistan	No	No limit	0.0	0.0	3.0	6.0	15.0	50.0	25.0	Yes	No	No	Yes	20.0
Albania	Yes	No limit	182.3	0.4	3.0	5.5	50.0	25.0	25.0	Yes	Yes	No	No	20.0
Algeria	Yes	No limit	187.1	0.3	6.0	6.0	0.0	0.0	50.0	Yes	No	No	No	22.0
Angola	No	120.0	148.4	0.3	3.0	6.0	10.0	75.0	20.0	Yes	Yes	Yes	No	22.0
Antigua and Barbuda	No	No limit	604.9	0.4	3.0	6.0	0.0	0.0	50.0	No	Yes	No	No	12.0
Argentina	Yes	60.0	936.7	0.6	3.0	5.5	13.0	100.0	50.0	No	Yes	No	No	18.0
Armenia	Yes	No limit	117.0	0.3	3.0	6.0	30.0	100.0	50.0	No	Yes	No	No	20.0
Australia	No	No limit	2,068.3	0.3	6.0	6.0	25.0	100.0	50.0	No	Yes	No	No	20.0
Austria	No	No limit	1,590.5	0.3	1.0	5.5	67.0	100.0	50.0	Yes	Yes	No	No	25.0
Azerbaijan	No	60.0	95.5	0.2	3.0	6.0	40.0	100.0	100.0	Yes	No	No	Yes	17.0
Bahamas, The	No	No limit	867.5	0.3	0.0	5.0	0.0	0.0	50.0	No	Yes	No	No	11.7
Bahrain	No	60.0	0.0	0.0	3.0	6.0	0.0	0.0	37.5	No	Yes	No	No	30.0
Bangladesh (Chittagong)	No	No limit	0.0	0.0	3.0	5.5	0.0	0.0	100.0	No	Yes	No	No	17.0
Bangladesh (Dhaka)	No	No limit	0.0	0.0	3.0	5.5	0.0	0.0	100.0	No	Yes	No	No	17.0
Barbados	No	No limit	518.2	0.3	n.a.	5.0	0.0	0.0	50.0	No	Yes	No	No	20.3
Belarus	No	No limit	156.9	0.2	3.0	6.0	20.0	100.0	100.0	No	Yes	No	No	18.0
Belgium	No	No limit	2,280.1	0.4	0.0	6.0	0.0	0.0	50.0	Yes	Yes	Yes	No	20.0
Belize	No	No limit	332.0	0.6	6.0	6.0	0.0	50.0	50.0	No	Yes	No	Yes	12.0
Benin	No	48.0	70.2	0.6	2.0	6.0	0.0	0.0	12.0	No	Yes	No	No	24.0
Bhutan	No	No limit	54.1	0.2	6.0	6.0	0.0	0.0	0.0	No	Yes	No	No	15.0
Bolivia ^h	Yes	24.0	291.7	0.7	3.0	6.0	25.0	100.0	100.0	No	No	No	No	21.7
Bosnia and Herzegovina	No	36.0	232.5	0.4	6.0	6.0	25.0	15.0	25.0	No	Yes	No	No	20.0
Botswana	No	No limit	84.5	0.1	3.0	6.0	0.0	100.0	50.0	No	Yes	No	No	15.0
Brazil (Rio de Janeiro)	Yes	24.0	382.0	0.4	3.0	6.0	20.0	0.0	50.0	Yes	Yes	No	No	26.0
Brazil (São Paulo)	Yes	24.0	348.9	0.3	3.0	6.0	20.0	0.0	60.0	Yes	Yes	No	No	26.0
Brunei Darussalam	No	No limit	0.0	0.0	n.a.	6.0	0.0	50.0	50.0	No	Yes	No	No	11.7
Bulgaria	No	36.0	266.8	0.3	6.0	6.0	7.6	0.0	50.0	Yes	Yes	No	Yes	20.0
Burkina Faso	No	No limit	90.8	0.9	2.0	6.0	0.0	0.0	15.0	No	Yes	Yes	No	22.0
Burundi	No	No limit	2.4	0.1	6.0	6.0	35.0	0.0	35.0	No	Yes	No	No	21.0
Cabo Verde	Yes	60.0	115.3	0.3	2.0	6.0	25.0	100.0	35.0	No	Yes	No	No	22.0
Cambodia	No	24.0	0.0	0.0	1.0	6.0	30.0	0.0	50.0	No	Yes	No	No	19.3
Cameroon	No	48.0	72.2	0.4	2.0	6.0	0.0	0.0	20.0	No	Yes	No	No	25.0

Redundancy rules								Redundancy cost		Job quality							
Dismissal due to redundancy allowed by law?	Third-party notification if 1 worker is dismissed?	Third-party approval if 1 worker is dismissed?	Third-party notification if 9 workers are dismissed?	Third-party approval if 9 workers are dismissed?	Retraining or reassignment? ^a	Priority rules for redundancies?	Priority rules for reemployment?	Notice period for redundancy dismissal (weeks of salary) ^d	Severance pay for redundancy dismissal (weeks of salary) ^d	Equal remuneration for work of equal value?	Gender non-discrimination in hiring?	Paid/unpaid maternity leave mandated by law? ^f	Minimum length of maternity leave (calendar days) ^g	Receive 100% of wages on maternity leave?	Availability of five fully paid days of sick leave?	Whether an unemployment protection scheme exists after one year of employment ⁱ	Minimum duration of contribution period (in months) for unemployment protection
Yes	Yes	No	Yes	Yes	No	No	Yes	4.3	17.3	No	No	Yes	90	Yes	Yes	No	n.a.
Yes	No	No	No	No	No	No	Yes	10.1	10.7	Yes	Yes	Yes	365	No	No	Yes	12.0
Yes	Yes	No	Yes	No	Yes	Yes	No	4.3	13.0	Yes	No	Yes	98	Yes	No	No	36.0
Yes	Yes	Yes	Yes	Yes	No	No	Yes	4.3	13.6	Yes	No	Yes	90	Yes	No	No	n.a.
Yes	No	No	No	No	Yes	Yes	No	3.4	12.8	No	Yes	Yes	91	No	Yes	No	n.a.
Yes	No	No	No	No	No	No	No	7.2	23.1	Yes	Yes	Yes	90	Yes	Yes	Yes	6.0
Yes	No	No	No	No	Yes	No	No	8.7	4.3	No	No	Yes	140	Yes	No	No	n.a.
Yes	No	No	No	No	Yes	No	No	3.3	8.7	Yes	Yes	Yes	126	No	Yes	Yes	0.0
Yes	Yes	No	Yes	No	No	Yes	Yes	2.0	0.0	Yes	No	Yes	112	Yes	Yes	Yes	12.0
Yes	Yes	No	Yes	No	No	Yes	No	8.7	13.0	No	Yes	Yes	126	Yes	Yes	Yes	6.5
Yes	Yes	No	Yes	No	No	No	Yes	2.0	10.7	No	Yes	Yes	91	Yes	Yes	Yes	12.0
Yes	Yes	No	Yes	No	No	Yes	No	4.3	60.7	No	No	Yes	60	Yes	Yes	Yes	0.0
Yes	Yes	No	Yes	No	No	Yes	Yes	4.3	26.7	No	No	Yes	112	Yes	Yes	No	n.a.
Yes	Yes	No	Yes	No	No	Yes	Yes	4.3	26.7	No	No	Yes	112	Yes	Yes	No	n.a.
Yes	No	No	Yes	No	No	No	Yes	3.7	12.5	No	No	Yes	84	Yes	No	Yes	12.0
Yes	No	No	No	No	Yes	Yes	No	8.7	13.0	Yes	No	Yes	126	Yes	Yes	Yes	0.0
Yes	No	No	No	No	No	No	No	19.7	0.0	Yes	Yes	Yes	105	No	Yes	No	14.4
Yes	Yes	No	Yes	No	No	No	No	4.7	8.3	No	No	Yes	98	No	Yes	No	n.a.
Yes	Yes	No	Yes	No	No	Yes	Yes	4.3	7.3	Yes	Yes	Yes	98	Yes	Yes	No	n.a.
Yes	Yes	No	Yes	No	No	No	No	8.3	0.0	Yes	Yes	Yes	56	Yes	Yes	No	n.a.
No	n.a.	n.a.	n.a.	n.a.	n.a.	n.a.	n.a.	n.a.	n.a.	Yes	No	Yes	90	Yes	Yes	No	n.a.
Yes	No	No	Yes	No	Yes	No	Yes	2.0	7.2	Yes	Yes	Yes	365	No	Yes	Yes	8.0
Yes	Yes	No	Yes	No	No	Yes	Yes	3.8	16.8	No	No	Yes	84	No	Yes	No	n.a.
Yes	No	No	No	No	No	No	No	6.6	8.9	No	Yes	Yes	120	Yes	Yes	Yes	12.0
Yes	No	No	No	No	No	No	No	6.6	8.9	No	Yes	Yes	120	Yes	Yes	Yes	12.0
Yes	No	No	No	No	No	No	No	3.0	0.0	No	No	Yes	91	Yes	Yes	No	n.a.
Yes	No	No	No	No	No	No	No	4.3	4.3	Yes	Yes	Yes	410	No	Yes	Yes	9.0
Yes	No	No	Yes	No	No	Yes	Yes	4.3	6.1	Yes	No	Yes	98	Yes	Yes	No	n.a.
Yes	No	No	Yes	No	No	Yes	Yes	8.7	7.2	No	Yes	Yes	84	Yes	No	No	n.a.
Yes	Yes	No	Yes	No	No	Yes	No	2.1	15.2	No	No	Yes	60	Yes	Yes	Yes	6.0
Yes	No	No	Yes	No	No	Yes	Yes	7.9	11.4	No	Yes	Yes	90	No	No	No	n.a.
Yes	Yes	Yes	Yes	Yes	No	Yes	Yes	11.6	8.3	No	No	Yes	98	Yes	Yes	No	n.a.

LABOR MARKET REGULATION DATA														
Economy	Hiring					Working hours								
	Fixed-term contracts prohibited for permanent tasks?	Maximum length of fixed-term contracts (months) ^a	Minimum wage for a cashier, age 19, with one year of work experience (US\$/month) ^b	Ratio of minimum wage to value added per worker	Maximum length of probationary period (months) ^c	Maximum number of working days per week	Premium for night work (% of hourly pay)	Premium for work on weekly rest day (% of hourly pay)	Premium for overtime work (% of hourly pay)	Restrictions on night work?	Whether non-pregnant and non-nursing women can work the same night hours as men	Restrictions on weekly holiday work?	Restrictions on overtime work?	Paid annual leave (working days) ^d
Canada	No	No limit	1,565.7	0.3	3.0	6.0	0.0	0.0	50.0	No	Yes	No	Yes	10.0
Central African Republic	Yes	24.0	77.1	1.4	2.0	6.0	0.0	50.0	..	No	Yes	Yes	No	25.3
Chad	No	48.0	111.4	0.9	3.0	6.0	0.0	0.0	10.0	Yes	No	No	No	24.7
Chile	No	12.0	393.9	0.2	n.a.	6.0	0.0	30.0	50.0	No	Yes	No	No	15.0
China (Beijing)	No	No limit	290.1	0.3	6.0	6.0	0.0	100.0	50.0	No	Yes	No	No	6.7
China (Shanghai)	No	No limit	353.0	0.4	6.0	6.0	34.0	100.0	50.0	No	Yes	No	No	6.7
Colombia	No	No limit	267.5	0.3	2.0	6.0	35.0	75.0	25.0	No	Yes	No	No	15.0
Comoros	No	36.0	0.0	0.0	6.0	6.0	28.3	0.0	25.0	No	Yes	Yes	No	22.0
Congo, Dem. Rep.	Yes	48.0	65.0	1.0	1.0	6.0	25.0	0.0	37.5	Yes	Yes	No	No	13.0
Congo, Rep.	Yes	24.0	198.6	0.7	4.0	6.0	0.0	0.0	13.7	No	Yes	Yes	Yes	29.7
Costa Rica	Yes	12.0	588.3	0.4	3.0	6.0	0.0	100.0	50.0	Yes	No	No	No	12.0
Côte d'Ivoire	No	24.0	103.7	0.4	2.0	6.0	37.5	0.0	23.8	No	Yes	No	No	27.4
Croatia	Yes	No limit	497.1	0.3	6.0	6.0	0.0	0.0	0.0	Yes	Yes	Yes	No	20.0
Cyprus	No	30.0	1,076.2	0.4	24.0	5.5	0.0	100.0	100.0	No	Yes	No	No	20.0
Czech Republic	No	108.0	559.6	0.3	3.0	6.0	10.0	10.0	25.0	No	Yes	No	No	20.0
Denmark	No	No limit	0.0	0.0	3.0	6.0	0.0	0.0	0.0	No	Yes	No	No	25.0
Djibouti	Yes	24.0	0.0	0.0	2.0	6.0	0.0	0.0	0.0	No	Yes	No	Yes	30.0
Dominica	No	No limit	344.9	0.4	6.0	6.0	0.0	100.0	50.0	No	Yes	No	No	13.3
Dominican Republic	Yes	No limit	334.7	0.4	3.0	5.5	0.0	100.0	35.0	No	Yes	Yes	No	16.7
Ecuador	Yes	No limit	434.8	0.6	3.0	5.0	25.0	100.0	50.0	No	Yes	No	Yes	12.0
Egypt, Arab Rep.	No	No limit	0.0	0.0	3.0	6.0	0.0	0.0	35.0	No	Yes	No	No	24.0
El Salvador	Yes	No limit	252.7	0.5	1.0	6.0	25.0	100.0	125.0	Yes	Yes	Yes	No	11.0
Equatorial Guinea	Yes	24.0	745.9	0.8	1.0	6.0	25.0	50.0	25.0	No	Yes	Yes	No	22.0
Eritrea	Yes	No limit	0.0	0.0	3.0	6.0	0.0	0.0	25.0	No	Yes	No	No	19.0
Estonia	Yes	120.0	533.2	0.2	4.0	5.0	25.0	0.0	50.0	Yes	Yes	No	No	24.0
Ethiopia	Yes	No limit	0.0	0.0	1.5	6.0	0.0	0.0	25.0	No	Yes	No	No	18.3
Fiji	No	No limit	296.3	0.5	3.0	6.0	4.3	0.0	50.0	No	Yes	No	No	10.0
Finland	Yes	60.0	2,026.1	0.3	6.0	6.0	15.7	100.0	50.0	No	Yes	No	No	30.0
France	Yes	18.0	1,765.1	0.3	2.0	6.0	7.5	20.0	25.0	Yes	Yes	Yes	No	30.3
Gabon	No	48.0	275.0	0.3	6.0	6.0	0.0	0.0	10.0	No	Yes	No	No	24.0
Gambia, The	No	No limit	0.0	0.0	12.0	7.0	0.0	0.0	0.0	No	Yes	No	No	0.0
Georgia	No	30.0	17.7	0.0	6.0	7.0	0.0	0.0	0.0	No	Yes	No	No	24.0

Redundancy rules								Redundancy cost		Job quality							
Dismissal due to redundancy allowed by law?	Third-party notification if 1 worker is dismissed?	Third-party approval if 1 worker is dismissed?	Third-party notification if 9 workers are dismissed?	Third-party approval if 9 workers are dismissed?	Retraining or reassignment? ^a	Priority rules for redundancies?	Priority rules for reemployment?	Notice period for redundancy dismissal (weeks of salary) ^d	Severance pay for redundancy dismissal (weeks of salary) ^d	Equal remuneration for work of equal value?	Gender non-discrimination in hiring?	Paid/unpaid maternity leave mandated by law? ^f	Minimum length of maternity leave (calendar days) ^g	Receive 100% of wages on maternity leave?	Availability of five fully paid days of sick leave?	Whether an unemployment protection scheme exists after one year of employment ⁱ	Minimum duration of contribution period (in months) for unemployment protection
Yes	No	No	No	No	No	No	No	5.0	5.0	Yes	No	Yes	105	No	No	Yes	3.2
Yes	Yes	No	Yes	Yes	No	Yes	Yes	4.3	17.3	No	No	Yes	98	No	Yes	No	n.a.
Yes	Yes	No	Yes	No	No	Yes	Yes	7.2	5.8	Yes	Yes	Yes	98	No	Yes	No	n.a.
Yes	Yes	No	Yes	No	No	No	No	4.3	23.1	No	No	Yes	126	Yes	No	Yes	12.0
Yes	Yes	No	Yes	No	Yes	Yes	Yes	4.3	23.1	No	Yes	Yes	98	Yes	Yes	Yes	12.0
Yes	Yes	No	Yes	No	Yes	Yes	Yes	4.3	23.1	No	Yes	Yes	128	Yes	Yes	Yes	12.0
Yes	No	No	No	No	No	No	No	0.0	16.7	No	No	Yes	126	Yes	Yes	Yes	12.0
Yes	Yes	No	Yes	No	No	Yes	Yes	8.7	5.0	Yes	Yes	Yes	98	Yes	..	No	n.a.
Yes	Yes	Yes	Yes	Yes	No	Yes	Yes	10.3	0.0	No	Yes	Yes	98	No	No	No	n.a.
Yes	Yes	Yes	Yes	Yes	No	Yes	Yes	8.7	6.9	No	No	Yes	105	Yes	Yes	No	n.a.
Yes	No	No	No	No	No	No	No	4.3	14.4	No	No	Yes	120	Yes	Yes	No	n.a.
Yes	No	No	Yes	No	No	No	Yes	5.8	7.3	Yes	Yes	Yes	98	Yes	Yes	No	n.a.
Yes	Yes	No	Yes	No	No	Yes	Yes	7.9	7.2	Yes	Yes	Yes	208	Yes	Yes	Yes	9.0
Yes	Yes	No	Yes	No	Yes	No	Yes	5.7	0.0	Yes	Yes	Yes	126	No	No	Yes	6.0
Yes	No	No	No	No	No	No	No	8.7	11.6	Yes	Yes	Yes	196	No	No	Yes	12.0
Yes	No	No	No	No	No	No	No	0.0	0.0	Yes	Yes	Yes	126	No	Yes	Yes	12.0
Yes	Yes	No	Yes	No	No	No	Yes	4.3	0.0	Yes	Yes	Yes	98	Yes	Yes	No	n.a.
Yes	No	No	No	No	No	No	Yes	10.1	9.3	No	No	Yes	84	No	No	No	n.a.
Yes	No	No	No	No	No	No	No	4.0	22.2	No	No	Yes	98	Yes	No	No	n.a.
Yes	Yes	No	Yes	No	No	No	No	0.0	31.8	Yes	No	Yes	84	Yes	No	No	n.a.
Yes	Yes	Yes	Yes	Yes	No	Yes	No	10.1	26.7	No	No	Yes	90	Yes	No	Yes	6.0
Yes	No	No	No	No	No	No	No	0.0	22.9	No	No	Yes	112	Yes	No	No	n.a.
Yes	Yes	Yes	Yes	Yes	No	Yes	Yes	4.3	34.3	Yes	No	Yes	84	No	Yes	No	n.a.
Yes	No	No	No	No	No	No	No	3.1	12.3	No	No	Yes	60	Yes	Yes	No	n.a.
Yes	No	No	No	No	Yes	Yes	No	8.6	4.3	Yes	Yes	Yes	140	Yes	No	Yes	12.0
Yes	No	No	Yes	No	Yes	Yes	No	8.7	10.5	No	No	Yes	90	Yes	Yes	No	n.a.
Yes	Yes	No	Yes	No	No	No	No	4.3	5.3	No	Yes	Yes	84	Yes	Yes	No	n.a.
Yes	Yes	No	Yes	No	Yes	No	Yes	10.1	0.0	Yes	Yes	Yes	105	No	Yes	Yes	6.0
Yes	No	No	Yes	No	Yes	Yes	Yes	7.2	4.6	Yes	Yes	Yes	112	Yes	No	Yes	4.0
Yes	Yes	Yes	Yes	Yes	No	Yes	Yes	14.4	4.3	No	No	Yes	98	Yes	Yes	No	n.a.
Yes	No	No	No	No	No	Yes	Yes	26.0	26.0	No	No	Yes	180	Yes	Yes	No	n.a.
Yes	No	No	No	No	No	No	No	4.3	4.3	No	No	Yes	183	Yes	Yes	No	n.a.

LABOR MARKET REGULATION DATA														
Economy	Hiring					Working hours								
	Fixed-term contracts prohibited for permanent tasks?	Maximum length of fixed-term contracts (months) ^a	Minimum wage for a cashier, age 19, with one year of work experience (US\$/month) ^b	Ratio of minimum wage to value added per worker	Maximum length of probationary period (months) ^c	Maximum number of working days per week	Premium for night work (% of hourly pay)	Premium for work on weekly rest day (% of hourly pay)	Premium for overtime work (% of hourly pay)	Restrictions on night work?	Whether non-pregnant and non-nursing women can work the same night hours as men	Restrictions on weekly holiday work?	Restrictions on overtime work?	Paid annual leave (working days) ^d
Germany	No	No limit	1,736.1	0.3	6.0	6.0	0.0	0.0	0.0	No	Yes	No	No	24.0
Ghana	No	No limit	45.4	0.2	n.a.	5.0	0.0	0.0	0.0	No	Yes	No	No	15.0
Greece	Yes	No limit	687.5	0.3	12.0	6.0	25.0	75.0	27.5	No	Yes	Yes	No	22.3
Grenada	Yes	No limit	250.4	0.2	1.0	6.0	0.0	0.0	50.0	No	Yes	No	No	13.3
Guatemala	Yes	No limit	411.2	0.7	2.0	6.0	0.0	50.0	50.0	Yes	Yes	Yes	Yes	15.0
Guinea	No	24.0	50.0	0.7	1.0	6.0	20.0	0.0	30.0	No	Yes	Yes	No	30.0
Guinea-Bissau	Yes	12.0	0.0	0.0	1.0	6.0	25.0	50.0	0.0	No	No	No	No	21.0
Guyana	No	No limit	202.9	0.4	n.a.	5.5	0.0	0.0	50.0	Yes	Yes	Yes	Yes	12.0
Haiti	No	No limit	154.1	1.5	0.0	6.0	50.0	50.0	50.0	No	Yes	No	No	13.0
Honduras	Yes	24.0	460.4	1.6	2.0	6.0	25.0	100.0	37.5	Yes	Yes	No	No	16.7
Hong Kong SAR, China	No	No limit	885.3	0.2	1.0	6.0	0.0	0.0	0.0	No	Yes	No	No	10.3
Hungary	No	60.0	465.9	0.3	3.0	5.0	15.0	50.0	50.0	No	Yes	No	Yes	21.3
Iceland	No	24.0	2,079.3	0.3	3.0	6.0	0.9	0.8	1.4	No	Yes	No	No	24.0
India (Delhi)	No	No limit	217.6	1.0	3.0	6.0	0.0	0.0	100.0	Yes	No	Yes	Yes	15.0
India (Mumbai)	No	No limit	134.1	0.6	3.0	6.0	0.0	0.0	100.0	Yes	No	Yes	Yes	21.0
Indonesia (Jakarta)	Yes	36.0	248.9	0.6	3.0	6.0	0.0	0.0	75.0	No	Yes	No	No	12.0
Indonesia (Surabaya)	Yes	36.0	244.5	0.6	3.0	6.0	0.0	0.0	75.0	No	Yes	No	No	12.0
Iran, Islamic Rep.	No	No limit	300.8	0.5	1.0	6.0	35.0	40.0	40.0	No	Yes	No	No	24.0
Iraq	Yes	12.0	120.4	0.1	3.0	6.0	0.0	50.0	50.0	Yes	No	No	No	23.0
Ireland	No	No limit	1,832.8	0.3	12.0	6.0	0.0	0.0	0.0	No	Yes	No	No	20.0
Israel	No	No limit	1,280.4	0.3	n.a.	5.5	0.0	50.0	25.0	No	Yes	Yes	No	18.0
Italy	No	36.0	1,973.7	0.5	2.0	6.0	15.0	30.0	15.0	No	Yes	No	No	26.0
Jamaica	No	No limit	213.7	0.4	3.0	6.0	0.0	100.0	0.0	No	Yes	No	No	11.7
Japan (Osaka)	No	No limit	1,329.5	0.3	n.a.	6.0	25.0	35.0	25.0	No	Yes	No	Yes	15.3
Japan (Tokyo)	No	No limit	1,403.3	0.3	n.a.	6.0	25.0	35.0	25.0	No	Yes	No	Yes	15.3
Jordan	No	No limit	299.4	0.6	3.0	6.0	0.0	50.0	25.0	Yes	No	No	Yes	18.7
Kazakhstan	No	No limit	91.4	0.1	3.0	6.0	50.0	50.0	50.0	No	Yes	No	No	18.0
Kenya	No	No limit	233.2	1.1	12.0	6.0	0.0	0.0	50.0	No	Yes	No	No	21.0
Kiribati	No	No limit	173.7	0.5	n.a.	5.0	0.0	0.0	0.0	Yes	Yes	No	Yes	30.0
Korea, Rep.	No	24.0	967.7	0.3	3.0	6.0	50.0	50.0	50.0	No	Yes	No	No	17.0
Kosovo	No	No limit	150.0	0.3	6.0	6.0	30.0	50.0	30.0	No	Yes	No	No	21.0
Kuwait	No	No limit	198.6	0.0	3.0	6.0	0.0	50.0	25.0	No	No	Yes	Yes	30.0

Redundancy rules								Redundancy cost		Job quality							
Dismissal due to redundancy allowed by law?	Third-party notification if 1 worker is dismissed?	Third-party approval if 1 worker is dismissed?	Third-party notification if 9 workers are dismissed?	Third-party approval if 9 workers are dismissed?	Retraining or reassignment? ^a	Priority rules for redundancies?	Priority rules for reemployment?	Notice period for redundancy dismissal (weeks of salary) ^d	Severance pay for redundancy dismissal (weeks of salary) ^d	Equal remuneration for work of equal value?	Gender non-discrimination in hiring?	Paid/unpaid maternity leave mandated by law? ^f	Minimum length of maternity leave (calendar days) ^g	Receive 100% of wages on maternity leave?	Availability of five fully paid days of sick leave?	Whether an unemployment protection scheme exists after one year of employment ⁱ	Minimum duration of contribution period (in months) for unemployment protection
Yes	Yes	No	Yes	No	Yes	Yes	No	10.0	11.6	No	Yes	Yes	98	Yes	Yes	Yes	12.0
Yes	Yes	Yes	Yes	Yes	No	No	No	3.6	46.2	No	No	Yes	84	Yes	No	No	n.a.
Yes	No	No	Yes	Yes	No	Yes	No	0.0	15.9	Yes	Yes	Yes	119	Yes	No	Yes	4.0
Yes	No	No	No	No	No	No	No	7.2	5.3	Yes	Yes	Yes	84	No	Yes	No	n.a.
Yes	No	No	No	No	No	No	No	0.0	27.0	No	No	Yes	84	Yes	Yes	No	n.a.
Yes	Yes	No	Yes	No	No	No	No	4.3	5.8	Yes	Yes	Yes	98	Yes	No	No	n.a.
Yes	Yes	Yes	Yes	Yes	No	Yes	Yes	0.0	26.0	No	No	Yes	60	Yes	Yes	No	n.a.
Yes	Yes	No	Yes	No	No	No	No	4.3	7.0	Yes	Yes	Yes	91	No	No	No	n.a.
Yes	No	No	No	No	No	No	No	10.1	0.0	No	No	Yes	42	Yes	Yes	No	n.a.
Yes	Yes	Yes	Yes	Yes	No	Yes	No	7.2	23.1	No	Yes	Yes	84	Yes	Yes	No	n.a.
Yes	No	No	No	No	No	No	No	4.3	1.4	No	Yes	Yes	70	No	No	Yes	0.0
Yes	No	No	No	No	No	No	No	6.2	7.2	No	Yes	Yes	168	No	Yes	Yes	12.0
Yes	No	No	No	No	No	No	No	13.0	0.0	Yes	Yes	Yes	90	No	Yes	Yes	3.0
Yes	Yes	No	Yes	No	No	Yes	Yes	4.3	11.4	No	Yes	Yes	182	Yes	No	No	n.a.
Yes	Yes	No	Yes	No	No	Yes	Yes	4.3	11.4	No	Yes	Yes	182	Yes	No	No	n.a.
Yes	Yes	Yes	Yes	Yes	Yes	No	No	0.0	57.8	No	No	Yes	90	Yes	Yes	No	n.a.
Yes	Yes	Yes	Yes	Yes	Yes	No	No	0.0	57.8	No	No	Yes	90	Yes	Yes	No	n.a.
Yes	Yes	Yes	Yes	Yes	No	No	No	0.0	23.1	No	No	Yes	270	No	No	Yes	6.0
Yes	Yes	Yes	Yes	Yes	No	No	No	0.0	10.7	No	Yes	Yes	98	Yes	Yes	No	n.a.
Yes	No	No	Yes	No	No	No	No	3.7	10.7	Yes	Yes	Yes	182	No	No	No	24.0
Yes	No	No	No	No	No	No	No	4.3	23.1	Yes	Yes	Yes	98	Yes	No	Yes	12.0
Yes	Yes	No	Yes	No	Yes	Yes	Yes	4.5	0.0	Yes	No	Yes	150	No	No	Yes	3.0
Yes	No	No	No	No	No	No	No	4.0	10.0	No	No	Yes	56	Yes	Yes	No	n.a.
Yes	No	No	No	No	No	No	No	4.3	0.0	No	Yes	Yes	98	No	No	Yes	12.0
Yes	No	No	No	No	No	No	No	4.3	0.0	No	Yes	Yes	98	No	No	Yes	12.0
Yes	Yes	Yes	Yes	Yes	No	No	Yes	4.3	0.0	No	No	Yes	70	Yes	Yes	No	36.0
Yes	Yes	No	Yes	No	No	No	No	4.3	4.3	No	Yes	Yes	126	Yes	Yes	Yes	0.0
Yes	Yes	No	Yes	No	No	Yes	No	4.3	2.1	Yes	Yes	Yes	90	Yes	Yes	No	n.a.
Yes	Yes	No	Yes	No	Yes	No	No	3.7	0.0	Yes	Yes	Yes	84	No	Yes	No	n.a.
Yes	Yes	No	Yes	No	No	No	Yes	4.3	23.1	No	Yes	Yes	90	Yes	No	Yes	6.0
Yes	No	No	No	No	Yes	Yes	Yes	4.3	7.2	Yes	Yes	Yes	270	No	Yes	No	n.a.
Yes	No	No	No	No	No	No	No	13.0	15.1	No	No	Yes	70	Yes	Yes	Yes	6.0

LABOR MARKET REGULATION DATA														
Economy	Hiring					Working hours								
	Fixed-term contracts prohibited for permanent tasks?	Maximum length of fixed-term contracts (months) ^a	Minimum wage for a cashier, age 19, with one year of work experience (US\$/month) ^b	Ratio of minimum wage to value added per worker	Maximum length of probationary period (months) ^c	Maximum number of working days per week	Premium for night work (% of hourly pay)	Premium for work on weekly rest day (% of hourly pay)	Premium for overtime work (% of hourly pay)	Restrictions on night work?	Whether non-pregnant and non-nursing women can work the same night hours as men	Restrictions on weekly holiday work?	Restrictions on overtime work?	Paid annual leave (working days) ^d
Kyrgyz Republic	Yes	60.0	17.4	0.1	3.0	6.0	50.0	100.0	50.0	No	Yes	No	No	20.0
Lao PDR	No	36.0	105.8	0.4	2.0	6.0	15.0	150.0	50.0	No	Yes	No	No	15.0
Latvia	Yes	60.0	434.6	0.2	3.0	5.5	50.0	0.0	100.0	No	Yes	No	No	20.0
Lebanon	No	24.0	438.9	0.5	3.0	5.5	0.0	50.0	50.0	No	Yes	No	Yes	15.0
Lesotho	No	No limit	140.7	0.8	4.0	6.0	0.0	100.0	25.0	Yes	Yes	No	No	12.0
Liberia	No	No limit	141.4	2.5	3.0	5.5	0.0	0.0	50.0	No	Yes	No	Yes	16.5
Libya	No	48.0	323.7	0.5	1.0	6.0	0.0	0.0	50.0	No	Yes	No	No	30.0
Lithuania	No	60.0	433.5	0.2	3.0	5.5	50.0	100.0	50.0	No	Yes	No	No	20.7
Luxembourg	Yes	24.0	2,764.4	0.3	6.0	5.5	0.0	70.0	40.0	No	Yes	Yes	No	25.0
Macedonia, FYR	No	60.0	262.5	0.4	6.0	6.0	35.0	50.0	35.0	Yes	Yes	No	No	20.0
Madagascar	Yes	24.0	55.7	0.9	3.0	6.0	30.0	40.0	30.0	No	Yes	No	No	24.0
Malawi	Yes	No limit	27.5	0.5	12.0	6.0	0.0	0.0	50.0	No	Yes	No	No	18.0
Malaysia	No	No limit	257.2	0.2	n.a.	6.0	0.0	100.0	50.0	No	Yes	No	No	13.3
Maldives	No	24.0	0.0	0.0	3.0	6.0	0.0	50.0	25.0	No	Yes	No	No	30.0
Mali	Yes	72.0	67.4	0.5	6.0	6.0	0.0	0.0	10.0	No	Yes	No	No	22.0
Malta	No	48.0	837.4	0.3	6.0	6.0	0.0	100.0	50.0	No	Yes	No	No	24.0
Marshall Islands	No	No limit	517.5	0.8	n.a.	7.0	0.0	0.0	0.0	No	Yes	No	No	0.0
Mauritania	No	24.0	90.8	0.6	1.0	6.0	0.0	0.0	15.0	No	Yes	Yes	No	18.0
Mauritius	No	24.0	236.8	0.2	n.a.	6.0	0.0	100.0	50.0	No	Yes	No	No	17.0
Mexico (Mexico City)	Yes	No limit	151.7	0.1	1.0	6.0	0.0	25.0	100.0	No	Yes	No	Yes	12.0
Mexico (Monterrey)	Yes	No limit	151.7	0.1	1.0	6.0	0.0	25.0	100.0	No	Yes	No	Yes	12.0
Micronesia, Fed. Sts.	No	No limit	361.7	0.7	n.a.	7.0	0.0	0.0	50.0	No	Yes	No	No	0.0
Moldova	Yes	No limit	110.4	0.5	0.5	6.0	50.0	100.0	50.0	Yes	Yes	Yes	No	20.0
Mongolia	No	No limit	116.9	0.3	3.0	5.0	0.0	50.0	50.0	No	Yes	No	Yes	16.0
Montenegro	No	24.0	218.9	0.3	6.0	6.0	40.0	0.0	40.0	No	No	No	No	20.7
Morocco	Yes	12.0	268.3	0.8	1.5	6.0	0.0	0.0	25.0	No	Yes	Yes	No	19.5
Mozambique	Yes	72.0	103.4	1.3	3.0	6.0	25.0	100.0	50.0	No	Yes	Yes	No	24.0
Myanmar	No	No limit	68.3	0.4	n.a.	6.0	0.0	100.0	100.0	Yes	Yes	No	No	10.0
Namibia	No	No limit	0.0	0.0	n.a.	5.5	6.0	100.0	50.0	No	Yes	No	No	20.0
Nepal	Yes	No limit	89.1	0.9	12.0	6.0	0.0	50.0	50.0	No	No	No	No	18.0
Netherlands	No	24.0	931.8	0.2	2.0	5.5	0.0	0.0	0.0	No	Yes	No	No	20.0
New Zealand	No	No limit	1,942.8	0.4	3.0	7.0	0.0	0.0	0.0	No	Yes	No	No	20.0

Redundancy rules								Redundancy cost		Job quality							
Dismissal due to redundancy allowed by law?	Third-party notification if 1 worker is dismissed?	Third-party approval if 1 worker is dismissed?	Third-party notification if 9 workers are dismissed?	Third-party approval if 9 workers are dismissed?	Retraining or reassignment? ^a	Priority rules for redundancies?	Priority rules for reemployment?	Notice period for redundancy dismissal (weeks of salary) ^d	Severance pay for redundancy dismissal (weeks of salary) ^d	Equal remuneration for work of equal value?	Gender non-discrimination in hiring?	Paid/unpaid maternity leave mandated by law? ^f	Minimum length of maternity leave (calendar days) ^g	Receive 100% of wages on maternity leave?	Availability of five fully paid days of sick leave?	Whether an unemployment protection scheme exists after one year of employment ⁱ	Minimum duration of contribution period (in months) for unemployment protection
Yes	No	No	No	No	No	No	No	4.3	13.0	No	No	Yes	126	No	No	Yes	12.0
Yes	Yes	No	Yes	No	No	No	No	6.4	27.7	No	No	Yes	105	Yes	Yes	No	n.a.
Yes	No	No	No	No	Yes	Yes	No	4.3	8.7	Yes	Yes	Yes	112	No	No	Yes	12.0
Yes	Yes	No	Yes	No	No	Yes	Yes	8.7	0.0	No	No	Yes	70	Yes	Yes	No	n.a.
Yes	No	No	No	No	No	No	No	4.3	10.7	Yes	No	Yes	84	Yes	Yes	No	n.a.
Yes	Yes	No	Yes	No	No	Yes	Yes	4.3	21.3	Yes	Yes	Yes	98	Yes	Yes	No	n.a.
Yes	Yes	No	Yes	No	No	No	No	4.3	15.2	Yes	No	Yes	98	Yes	Yes	No	n.a.
Yes	No	No	No	No	Yes	Yes	No	8.7	15.9	Yes	Yes	Yes	126	Yes	Yes	No	18.0
Yes	Yes	No	Yes	No	No	No	Yes	17.3	4.3	Yes	Yes	Yes	112	Yes	Yes	Yes	6.0
Yes	No	No	No	No	No	No	No	4.3	8.7	No	Yes	Yes	270	Yes	Yes	Yes	12.0
Yes	No	No	Yes	Yes	No	Yes	Yes	5.8	8.9	No	No	Yes	98	Yes	Yes	No	n.a.
Yes	No	No	No	No	No	No	No	4.3	12.3	Yes	Yes	Yes	56	Yes	Yes	No	n.a.
Yes	No	No	Yes	No	No	No	No	6.7	17.2	No	No	Yes	60	Yes	Yes	No	n.a.
Yes	No	No	No	No	No	No	No	7.2	0.0	No	Yes	Yes	60	Yes	Yes	No	n.a.
Yes	Yes	No	Yes	No	No	Yes	Yes	4.3	9.3	No	No	Yes	98	Yes	Yes	No	n.a.
Yes	No	No	No	No	No	Yes	Yes	7.3	0.0	Yes	Yes	Yes	126	No	Yes	Yes	6.0
Yes	No	No	No	No	No	No	No	0.0	0.0	No	No	No	n.a.	n.a.	No	No	n.a.
Yes	Yes	No	Yes	No	No	Yes	Yes	4.3	6.1	No	Yes	Yes	98	Yes	Yes	No	n.a.
Yes	Yes	No	Yes	No	No	Yes	No	4.3	69.3	Yes	Yes	Yes	98	Yes	Yes	Yes	6.0
Yes	Yes	Yes	Yes	Yes	No	Yes	Yes	0.0	22.0	No	Yes	Yes	84	Yes	No	No	n.a.
Yes	Yes	Yes	Yes	Yes	No	Yes	Yes	0.0	22.0	No	Yes	Yes	84	Yes	No	No	n.a.
Yes	No	No	No	No	No	No	No	0.0	0.0	No	No	No	n.a.	n.a.	No	No	n.a.
Yes	Yes	No	Yes	No	Yes	Yes	No	8.7	15.0	No	Yes	Yes	126	Yes	Yes	Yes	9.0
Yes	No	No	No	No	No	No	No	4.3	4.3	No	No	Yes	120	Yes	Yes	Yes	9.0
Yes	No	No	No	No	Yes	No	No	4.3	6.9	Yes	Yes	Yes	45	Yes	Yes	Yes	12.0
Yes	Yes	Yes	Yes	Yes	Yes	Yes	Yes	7.2	13.5	Yes	Yes	Yes	98	Yes	No	No	36.0
Yes	Yes	No	Yes	No	No	No	No	4.3	33.2	No	No	Yes	60	Yes	No	No	n.a.
Yes	No	No	No	No	No	No	No	4.3	18.8	No	No	Yes	98	No	Yes	No	36.0
Yes	Yes	No	Yes	No	No	No	No	4.3	5.3	Yes	Yes	Yes	84	Yes	Yes	No	n.a.
Yes	Yes	Yes	Yes	Yes	No	Yes	Yes	4.3	22.9	No	No	Yes	52	Yes	No	No	n.a.
Yes	Yes	Yes	Yes	Yes	Yes	Yes	No	8.7	7.2	Yes	Yes	Yes	112	Yes	No	Yes	6.0
Yes	No	No	No	No	Yes	No	No	0.0	0.0	No	Yes	No	n.a.	No	Yes	No	n.a.

LABOR MARKET REGULATION DATA														
Economy	Hiring					Working hours								
	Fixed-term contracts prohibited for permanent tasks?	Maximum length of fixed-term contracts (months) ^a	Minimum wage for a cashier, age 19, with one year of work experience (US\$/month) ^b	Ratio of minimum wage to value added per worker	Maximum length of probationary period (months) ^c	Maximum number of working days per week	Premium for night work (% of hourly pay)	Premium for work on weekly rest day (% of hourly pay)	Premium for overtime work (% of hourly pay)	Restrictions on night work?	Whether non-pregnant and non-nursing women can work the same night hours as men	Restrictions on weekly holiday work?	Restrictions on overtime work?	Paid annual leave (working days) ^d
Nicaragua	No	No limit	227.3	0.9	1.0	6.0	0.0	100.0	100.0	Yes	Yes	Yes	Yes	30.0
Niger	Yes	48.0	52.6	0.8	6.0	6.0	37.5	0.0	10.0	No	Yes	No	No	22.0
Nigeria (Kano)	No	No limit	81.8	0.2	n.a.	6.0	0.0	0.0	0.0	No	Yes	No	No	6.0
Nigeria (Lagos)	No	No limit	81.8	0.2	n.a.	6.0	0.0	0.0	0.0	No	Yes	No	No	6.0
Norway	No	48.0	3,286.3	0.3	6.0	6.0	0.0	0.0	40.0	Yes	Yes	Yes	No	21.0
Oman ^b	No	No limit	845.3	0.5	3.0	5.0	50.0	100.0	25.0	Yes	No	No	Yes	22.0
Pakistan (Karachi)	Yes	9.0	129.8	0.6	3.0	6.0	0.0	100.0	100.0	Yes	No	Yes	No	14.0
Pakistan (Lahore)	Yes	9.0	129.8	0.6	3.0	6.0	0.0	100.0	100.0	Yes	No	Yes	No	14.0
Palau	No	No limit	693.5	0.5	n.a.	7.0	0.0	0.0	0.0	No	Yes	No	No	0.0
Panama	Yes	12.0	558.8	0.4	3.0	6.0	13.0	50.0	50.0	No	Yes	Yes	Yes	22.0
Papua New Guinea	No	No limit	213.0	0.6	n.a.	6.0	0.0	0.0	50.0	No	Yes	No	No	11.0
Paraguay	Yes	No limit	365.0	0.7	1.0	6.0	30.0	100.0	50.0	Yes	Yes	No	Yes	20.0
Peru	Yes	60.0	258.3	0.3	3.0	6.0	35.0	100.0	25.0	No	Yes	No	No	13.0
Philippines	No	No limit	293.5	0.6	6.0	6.0	10.0	30.0	25.0	No	Yes	No	No	5.0
Poland	No	33.0	540.2	0.4	3.0	5.5	20.0	100.0	50.0	No	Yes	No	No	22.0
Portugal	Yes	36.0	735.2	0.3	3.0	6.0	25.0	50.0	31.3	No	Yes	Yes	No	22.0
Puerto Rico (U.S.)	No	No limit	1,256.7	0.3	9.0	7.0	0.0	100.0	50.0	No	Yes	No	No	11.0
Qatar	No	No limit	0.0	0.0	6.0	6.0	0.0	0.0	25.0	Yes	Yes	No	Yes	22.0
Romania	Yes	60.0	365.7	0.3	3.0	5.0	25.0	100.0	75.0	No	Yes	No	No	20.0
Russian Federation (Moscow)	Yes	60.0	299.0	0.3	3.0	6.0	20.0	100.0	50.0	No	Yes	Yes	No	22.0
Russian Federation (St. Petersburg)	Yes	60.0	272.5	0.2	3.0	6.0	20.0	100.0	50.0	No	Yes	Yes	No	22.0
Rwanda	No	No limit	0.0	0.0	6.0	6.0	0.0	0.0	0.0	No	Yes	No	No	19.3
Samoa	No	No limit	207.6	0.4	3.0	6.0	0.0	0.0	50.0	No	Yes	No	No	10.0
San Marino	Yes	18.0	2,147.1	0.4	1.6	6.0	35.0	0.0	26.3	No	Yes	No	No	26.0
São Tomé and Príncipe	Yes	36.0	71.0	0.3	1.0	6.0	25.0	100.0	37.5	No	No	Yes	No	26.0
Saudi Arabia	No	48.0	0.0	0.0	3.0	6.0	0.0	50.0	50.0	No	No	Yes	No	23.3
Senegal	Yes	24.0	160.9	1.1	2.0	6.0	38.0	0.0	10.0	No	Yes	Yes	Yes	24.3
Serbia	Yes	24.0	212.0	0.3	6.0	6.0	26.0	110.0	26.0	No	Yes	No	No	20.0
Seychelles	No	No limit	575.5	0.3	6.0	6.0	0.0	100.0	50.0	No	Yes	No	No	21.0
Sierra Leone	Yes	No limit	84.5	1.1	6.0	5.5	15.0	100.0	50.0	No	Yes	No	No	23.0
Singapore	No	No limit	0.0	0.0	6.0	6.0	0.0	100.0	50.0	No	Yes	No	No	10.7

Redundancy rules								Redundancy cost		Job quality							
Dismissal due to redundancy allowed by law?	Third-party notification if 1 worker is dismissed?	Third-party approval if 1 worker is dismissed?	Third-party notification if 9 workers are dismissed?	Third-party approval if 9 workers are dismissed?	Retraining or reassignment? ^a	Priority rules for redundancies?	Priority rules for reemployment?	Notice period for redundancy dismissal (weeks of salary) ^d	Severance pay for redundancy dismissal (weeks of salary) ^d	Equal remuneration for work of equal value?	Gender non-discrimination in hiring?	Paid/unpaid maternity leave mandated by law? ^f	Minimum length of maternity leave (calendar days) ^g	Receive 100% of wages on maternity leave?	Availability of five fully paid days of sick leave?	Whether an unemployment protection scheme exists after one year of employment ⁱ	Minimum duration of contribution period (in months) for unemployment protection
Yes	No	No	No	No	No	No	No	0.0	14.9	No	Yes	Yes	84	Yes	No	No	n.a.
Yes	Yes	No	Yes	No	Yes	Yes	Yes	4.3	9.7	Yes	Yes	Yes	98	Yes	Yes	No	n.a.
Yes	No	No	Yes	No	No	Yes	No	3.2	0.0	No	No	Yes	84	No	Yes	No	n.a.
Yes	No	No	Yes	No	No	Yes	No	3.2	0.0	No	No	Yes	84	No	Yes	No	n.a.
Yes	No	No	No	No	Yes	Yes	Yes	8.7	0.0	Yes	Yes	Yes	343	No	Yes	Yes	0.0
No	n.a.	n.a.	n.a.	n.a.	n.a.	n.a.	n.a.	n.a.	n.a.	No	No	Yes	50	Yes	Yes	No	n.a.
Yes	No	No	No	No	No	Yes	Yes	4.3	22.9	No	No	Yes	84	Yes	Yes	No	n.a.
Yes	No	No	No	No	No	Yes	Yes	4.3	22.9	No	No	Yes	84	Yes	Yes	No	n.a.
Yes	No	No	No	No	No	No	No	0.0	0.0	No	No	No	n.a.	n.a.	No	No	n.a.
Yes	Yes	Yes	Yes	Yes	No	Yes	No	0.0	18.1	No	No	Yes	98	Yes	Yes	No	n.a.
Yes	No	No	No	No	No	No	No	3.3	9.2	No	No	Yes	0	n.a.	Yes	No	n.a.
Yes	Yes	Yes	Yes	Yes	No	No	Yes	10.8	18.6	Yes	No	Yes	126	No	Yes	No	n.a.
Yes	Yes	Yes	Yes	Yes	No	No	Yes	0.0	11.4	Yes	No	Yes	98	Yes	Yes	No	n.a.
Yes	Yes	No	Yes	No	No	Yes	No	4.3	23.1	Yes	No	Yes	60	Yes	No	No	n.a.
Yes	No	No	No	No	No	Yes	Yes	10.1	8.7	No	Yes	Yes	140	Yes	No	Yes	12.0
Yes	Yes	No	Yes	No	Yes	No	No	7.9	9.1	Yes	Yes	Yes	120	Yes	No	Yes	12.0
Yes	No	No	No	No	No	Yes	Yes	0.0	0.0	No	Yes	Yes	56	Yes	Yes	Yes	6.0
Yes	No	No	No	No	No	No	No	7.2	16.0	No	No	Yes	50	Yes	Yes	No	n.a.
Yes	No	No	No	No	No	Yes	Yes	4.0	0.0	Yes	Yes	Yes	126	No	Yes	Yes	12.0
Yes	Yes	No	Yes	No	Yes	Yes	No	8.7	8.7	No	Yes	Yes	140	Yes	Yes	Yes	0.0
Yes	Yes	No	Yes	No	Yes	Yes	No	8.7	8.7	No	Yes	Yes	140	Yes	Yes	Yes	0.0
Yes	Yes	No	Yes	No	No	Yes	No	4.3	8.7	No	No	Yes	84	Yes	Yes	No	n.a.
Yes	No	No	No	No	No	No	No	3.3	0.0	Yes	No	Yes	28	Yes	Yes	No	n.a.
Yes	Yes	Yes	Yes	Yes	No	Yes	Yes	0.0	0.0	No	No	Yes	630	No	Yes	Yes	9.0
Yes	Yes	Yes	Yes	Yes	No	No	Yes	4.3	26.0	No	No	Yes	98	Yes	No	No	n.a.
Yes	No	No	No	No	No	No	No	8.6	15.2	No	No	Yes	70	Yes	Yes	Yes	12.0
Yes	Yes	No	Yes	No	No	Yes	Yes	4.3	10.5	No	No	Yes	98	Yes	Yes	No	n.a.
Yes	No	No	No	No	Yes	No	Yes	0.0	7.7	Yes	Yes	Yes	135	Yes	No	Yes	12.0
Yes	Yes	Yes	Yes	Yes	No	No	No	4.3	7.6	No	No	Yes	98	No	Yes	No	n.a.
Yes	Yes	No	Yes	No	Yes	Yes	Yes	13.0	62.5	No	No	Yes	84	Yes	Yes	No	n.a.
Yes	No	No	Yes	No	No	No	No	3.0	0.0	No	No	Yes	105	Yes	Yes	No	n.a.

LABOR MARKET REGULATION DATA														
Economy	Hiring					Working hours								
	Fixed-term contracts prohibited for permanent tasks?	Maximum length of fixed-term contracts (months) ^a	Minimum wage for a cashier, age 19, with one year of work experience (US\$/month) ^b	Ratio of minimum wage to value added per worker	Maximum length of probationary period (months) ^c	Maximum number of working days per week	Premium for night work (% of hourly pay)	Premium for work on weekly rest day (% of hourly pay)	Premium for overtime work (% of hourly pay)	Restrictions on night work?	Whether non-pregnant and non-nursing women can work the same night hours as men	Restrictions on weekly holiday work?	Restrictions on overtime work?	Paid annual leave (working days) ^d
Slovak Republic	No	24.0	502.1	0.3	3.0	6.0	20.0	0.0	25.0	No	Yes	No	No	25.0
Slovenia	Yes	24.0	919.8	0.3	6.0	6.0	75.0	100.0	30.0	No	Yes	No	No	22.0
Solomon Islands	No	No limit	114.5	0.4	n.a.	6.0	0.0	0.0	50.0	No	No	No	No	15.0
Somalia	No	No limit	0.0	0.0	n.a.	6.0	0.0	0.0	25.0	No	No	No	No	80.0
South Africa	Yes	No limit	285.5	0.4	n.a.	6.0	0.0	100.0	50.0	Yes	Yes	No	No	18.3
South Sudan	No	48.0	0.0	0.0	3.0	0.0	0.0	0.0	50.0	No	No	No	No	23.3
Spain	Yes	48.0	1,005.9	0.3	6.0	5.5	6.6	0.0	0.0	No	Yes	No	No	22.0
Sri Lanka	No	No limit	75.1	0.2	n.a.	5.5	0.0	0.0	50.0	Yes	No	No	No	14.0
St. Kitts and Nevis	No	No limit	563.3	0.3	3.0	0.0	0.0	0.0	50.0	No	Yes	No	No	14.0
St. Lucia	No	24.0	0.0	0.0	3.0	6.0	0.0	100.0	50.0	No	Yes	No	No	21.0
St. Vincent and the Grenadines	No	No limit	311.9	0.4	6.0	6.0	0.0	0.0	50.0	No	Yes	No	No	18.7
Sudan	No	48.0	67.1	0.2	3.0	6.0	0.0	0.0	50.0	No	No	No	No	23.3
Suriname	No	No limit	215.4	0.2	2.0	6.0	0.0	100.0	50.0	No	Yes	No	No	16.0
Swaziland	No	No limit	130.5	0.3	3.0	5.5	0.0	0.0	50.0	No	Yes	No	No	15.0
Sweden	No	24.0	0.0	0.0	6.0	5.5	0.0	0.0	0.0	No	Yes	Yes	No	25.0
Switzerland	No	120.0	0.0	0.0	3.0	6.0	25.0	50.0	25.0	Yes	Yes	Yes	No	20.0
Syrian Arab Republic	No	60.0	35.2	0.2	3.0	6.0	0.0	100.0	37.5	No	No	Yes	No	21.7
Taiwan, China	Yes	No limit	649.8	0.2	n.a.	6.0	0.0	100.0	33.0	No	Yes	No	No	12.7
Tajikistan	Yes	No limit	60.4	0.4	3.0	6.0	50.0	100.0	100.0	Yes	Yes	No	No	18.0
Tanzania	Yes	No limit	54.5	0.4	6.0	6.0	5.0	100.0	50.0	No	Yes	No	No	20.0
Thailand	Yes	No limit	229.4	0.3	0.0	6.0	0.0	0.0	50.0	No	Yes	No	No	6.0
Timor-Leste	Yes	36.0	115.0	0.4	1.0	6.0	25.0	100.0	50.0	No	Yes	Yes	No	12.0
Togo	Yes	48.0	92.0	1.1	2.0	6.0	0.0	0.0	20.0	No	Yes	No	No	30.0
Tonga ^h	No	No limit	0.0	0.0	n.a.	0.0	0.0	0.0	0.0	No	Yes	Yes	No	0.0
Trinidad and Tobago	No	No limit	411.9	0.2	n.a.	6.0	0.0	100.0	50.0	No	Yes	No	No	10.0
Tunisia	No	48.0	243.4	0.5	6.0	6.0	0.0	100.0	25.0	No	No	No	No	19.0
Turkey	Yes	No limit	616.3	0.4	2.0	6.0	0.0	100.0	50.0	Yes	No	No	No	18.0
Uganda	No	No limit	1.9	0.0	12.0	6.0	0.0	0.0	50.0	No	Yes	No	No	21.0
Ukraine	Yes	No limit	133.8	0.5	3.0	5.5	20.0	100.0	100.0	No	No	Yes	Yes	18.0
United Arab Emirates	No	No limit	0.0	0.0	6.0	6.0	0.0	50.0	25.0	No	No	Yes	No	26.0
United Kingdom	No	No limit	1,409.2	0.3	6.0	6.0	0.0	0.0	0.0	No	Yes	No	No	28.0

Redundancy rules								Redundancy cost		Job quality							
Dismissal due to redundancy allowed by law?	Third-party notification if 1 worker is dismissed?	Third-party approval if 1 worker is dismissed?	Third-party notification if 9 workers are dismissed?	Third-party approval if 9 workers are dismissed?	Retraining or reassignment? ^a	Priority rules for redundancies?	Priority rules for reemployment?	Notice period for redundancy dismissal (weeks of salary) ^d	Severance pay for redundancy dismissal (weeks of salary) ^d	Equal remuneration for work of equal value?	Gender non-discrimination in hiring?	Paid/unpaid maternity leave mandated by law? ^f	Minimum length of maternity leave (calendar days) ^g	Receive 100% of wages on maternity leave?	Availability of five fully paid days of sick leave?	Whether an unemployment protection scheme exists after one year of employment ⁱ	Minimum duration of contribution period (in months) for unemployment protection
Yes	Yes	No	Yes	No	Yes	No	No	11.6	7.2	Yes	Yes	Yes	238	No	No	No	24.0
Yes	No	No	No	No	No	Yes	No	5.3	5.3	Yes	Yes	Yes	105	Yes	Yes	Yes	9.0
Yes	Yes	No	Yes	No	No	No	No	4.3	10.7	No	No	Yes	84	No	Yes	No	n.a.
Yes	No	No	No	No	No	No	No	4.3	23.1	No	No	Yes	98	No	No	No	n.a.
Yes	Yes	No	Yes	No	Yes	No	No	4.0	5.3	Yes	No	Yes	120	No	Yes	Yes	0.0
Yes	Yes	Yes	Yes	Yes	No	No	No	4.3	21.7	No	No	Yes	56	Yes	Yes	No	n.a.
Yes	Yes	No	Yes	No	No	No	No	2.1	15.2	Yes	No	Yes	112	Yes	No	Yes	12.0
Yes	Yes	Yes	Yes	Yes	No	No	No	4.3	54.2	No	No	Yes	84	Yes	Yes	No	n.a.
Yes	No	No	No	No	No	No	Yes	8.7	0.0	No	No	Yes	91	No	No	No	n.a.
Yes	Yes	No	Yes	No	No	No	No	3.7	9.3	Yes	Yes	Yes	91	No	Yes	No	n.a.
Yes	No	No	Yes	No	No	No	Yes	4.0	10.0	No	No	Yes	91	No	Yes	No	n.a.
Yes	Yes	Yes	Yes	Yes	No	No	No	4.3	21.7	No	No	Yes	56	Yes	Yes	No	n.a.
Yes	Yes	Yes	Yes	Yes	No	No	No	0.0	8.8	No	No	No	n.a.	n.a.	No	No	n.a.
Yes	No	No	Yes	No	No	Yes	No	5.9	8.7	No	No	Yes	14	Yes	Yes	No	n.a.
Yes	No	No	Yes	No	Yes	Yes	Yes	14.4	0.0	Yes	Yes	Yes	480	No	No	Yes	6.0
Yes	No	No	No	No	No	No	No	10.1	0.0	Yes	Yes	Yes	98	No	Yes	Yes	12.0
Yes	Yes	Yes	Yes	Yes	No	No	No	8.7	0.0	No	No	Yes	120	Yes	No	No	n.a.
Yes	Yes	No	Yes	No	Yes	No	Yes	3.8	11.6	Yes	Yes	Yes	56	Yes	No	Yes	12.0
Yes	Yes	No	Yes	No	Yes	Yes	No	8.7	13.0	Yes	Yes	Yes	140	Yes	No	No	18.0
Yes	Yes	Yes	Yes	Yes	No	No	Yes	4.0	5.3	Yes	Yes	Yes	84	Yes	Yes	No	n.a.
Yes	No	No	No	No	No	No	No	4.3	31.7	No	No	Yes	90	Yes	Yes	Yes	6.0
Yes	Yes	No	Yes	No	No	No	No	3.6	0.0	No	No	Yes	84	Yes	Yes	No	n.a.
Yes	Yes	No	Yes	No	No	Yes	Yes	4.3	8.8	Yes	Yes	Yes	98	Yes	Yes	No	n.a.
No	No	No	No	No	No	No	No	n.a.	n.a.	No	No	No	n.a.	n.a.	No	No	n.a.
Yes	No	No	Yes	No	No	No	No	6.4	14.1	No	Yes	Yes	98	Yes	Yes	No	n.a.
Yes	Yes	Yes	Yes	Yes	Yes	Yes	Yes	4.3	17.2	No	No	Yes	30	No	Yes	No	n.a.
Yes	No	No	No	No	No	No	Yes	6.7	23.1	Yes	Yes	Yes	112	No	Yes	Yes	6.0
Yes	No	No	No	No	No	No	No	8.7	0.0	Yes	No	Yes	84	Yes	Yes	No	n.a.
Yes	No	No	No	No	Yes	Yes	Yes	8.7	4.3	No	Yes	Yes	126	Yes	Yes	Yes	6.0
Yes	No	No	No	No	No	No	No	4.3	0.0	No	No	Yes	45	Yes	Yes	No	n.a.
Yes	No	No	No	No	No	No	No	5.3	4.0	Yes	Yes	Yes	14	No	No	Yes	0.0

LABOR MARKET REGULATION DATA

Economy	Hiring					Working hours								
	Fixed-term contracts prohibited for permanent tasks?	Maximum length of fixed-term contracts (months) ^a	Minimum wage for a cashier, age 19, with one year of work experience (US\$/month) ^b	Ratio of minimum wage to value added per worker	Maximum length of probationary period (months) ^c	Maximum number of working days per week	Premium for night work (% of hourly pay)	Premium for work on weekly rest day (% of hourly pay)	Premium for overtime work (% of hourly pay)	Restrictions on night work?	Whether non-pregnant and non-nursing women can work the same night hours as men	Restrictions on weekly holiday work?	Restrictions on overtime work?	Paid annual leave (working days) ^d
United States (Los Angeles)	No	No limit	1,762.1	0.2	n.a.	6.0	0.0	0.0	50.0	No	Yes	No	No	0.0
United States (New York City)	No	No limit	1,846.0	0.3	n.a.	6.0	0.0	0.0	50.0	No	Yes	No	No	0.0
Uruguay	No	No limit	628.1	0.3	n.a.	6.0	0.0	100.0	100.0	No	Yes	No	No	21.0
Uzbekistan	Yes	60.0	129.2	0.5	3.0	6.0	50.0	100.0	100.0	No	Yes	No	No	15.0
Vanuatu	No	No limit	271.5	0.7	6.0	6.0	0.0	50.0	25.0	No	No	No	No	17.0
Venezuela, RB ^h	Yes	24.0	1,217.0	6.0	1.0	5.0	30.0	50.0	50.0	Yes	Yes	Yes	No	19.3
Vietnam	No	72.0	168.4	0.7	1.0	6.0	30.0	0.0	50.0	No	Yes	No	No	13.0
West Bank and Gaza	No	24.0	371.3	0.8	6.0	6.0	0.0	150.0	50.0	Yes	No	Yes	No	12.0
Yemen, Rep.	No	No limit	75.7	0.5	6.0	6.0	15.0	100.0	50.0	No	No	No	No	30.0
Zambia	Yes	No limit	176.4	0.8	n.a.	6.0	4.3	100.0	50.0	No	Yes	No	No	24.0
Zimbabwe	No	No limit	304.5	2.2	3.0	6.0	0.0	0.0	50.0	No	Yes	No	No	22.0

a. Including renewals.

b. Economies for which 0.0 is shown have no minimum wage in the private sector.

c. Some answers are not applicable (n.a.) for economies in which there is no statutory provision for a probationary period.

d. Average for workers with 1, 5 and 10 years of tenure.

e. Whether the law requires the employer to reassign or retrain a worker before making the worker redundant.

f. If no maternity leave is mandated by law, parental leave is measured if applicable.

g. The minimum number of days that legally have to be paid by the government, the employer or both.

h. Some answers are not applicable (n.a.) for economies where dismissal due to redundancy is disallowed.

i. Some answers are not applicable (n.a.) for economies that do not have an unemployment protection scheme.

The following data were collected jointly with the World Bank Group's *Women, Business and the Law* team:

- Can non-pregnant and non-nursing women work the same night hours as men?
- Equal remuneration for work of equal value?
- Gender non-discrimination in hiring?
- Paid/unpaid maternity leave mandated by law?
- Minimum length of maternity leave (calendar days)?
- Receive 100% of wages on maternity leave?

Redundancy rules								Redundancy cost		Job quality							
Dismissal due to redundancy allowed by law?	Third-party notification if 1 worker is dismissed?	Third-party approval if 1 worker is dismissed?	Third-party notification if 9 workers are dismissed?	Third-party approval if 9 workers are dismissed?	Retraining or reassignment? ^a	Priority rules for redundancies?	Priority rules for reemployment?	Notice period for redundancy dismissal (weeks of salary) ^d	Severance pay for redundancy dismissal (weeks of salary) ^d	Equal remuneration for work of equal value?	Gender non-discrimination in hiring?	Paid/unpaid maternity leave mandated by law? ^f	Minimum length of maternity leave (calendar days) ^g	Receive 100% of wages on maternity leave?	Availability of five fully paid days of sick leave?	Whether an unemployment protection scheme exists after one year of employment ⁱ	Minimum duration of contribution period (in months) for unemployment protection
Yes	No	No	No	No	No	No	No	0.0	0.0	No	Yes	Yes	0	n.a.	Yes	Yes	12.0
Yes	No	No	No	No	No	No	No	0.0	0.0	No	Yes	Yes	0	n.a.	Yes	Yes	6.0
Yes	No	No	No	No	No	No	No	0.0	20.8	No	Yes	Yes	98	Yes	No	Yes	6.0
Yes	No	No	Yes	No	Yes	Yes	No	8.7	8.7	No	No	Yes	126	Yes	Yes	Yes	0.0
Yes	No	No	No	No	No	No	No	9.3	23.1	No	No	Yes	84	No	Yes	No	n.a.
No	n.a.	n.a.	n.a.	n.a.	n.a.	n.a.	n.a.	n.a.	n.a.	No	Yes	Yes	182	Yes	Yes	Yes	12.0
Yes	No	No	Yes	Yes	Yes	No	No	0.0	24.6	Yes	Yes	Yes	180	Yes	Yes	Yes	12.0
Yes	Yes	No	Yes	No	No	No	No	4.3	23.1	No	No	Yes	84	Yes	Yes	No	n.a.
Yes	Yes	No	Yes	No	No	No	Yes	4.3	23.1	No	No	Yes	70	Yes	Yes	No	n.a.
Yes	Yes	No	Yes	No	No	No	No	4.3	46.2	Yes	Yes	Yes	84	Yes	Yes	No	n.a.
Yes	Yes	No	Yes	No	Yes	No	No	13.0	12.3	No	Yes	Yes	98	Yes	Yes	No	n.a.



Acknowledgments

Data collection and analysis for *Doing Business 2018* were conducted by a team led by Santiago Croci (Acting Manager, *Doing Business*) under the general direction of Rita Ramalho (Acting Director, Global Indicators Group, Development Economics). Overall guidance for the preparation of the report was provided by Shantayanan Devarajan (Senior Director, Development Economics) and Paul Romer (Senior Vice President and Chief Economist of the World Bank). The project was managed with the support of Adrian Gonzalez, Valentina Saltane and Hulya Ulku. Other team members included Nadine Abi Chakra, Ahmad AlKhuzam, Jean Arlet, Yuriy Valentinovich Avramov, Erica Bosio, Édgar Chávez, Maria Magdalena Chiquier, Cyriane Marie Coste, Baria Nabil Daye, Christian De la Medina Soto, Marie Lily Delion, Laura Diniz, Faiza El Fezzazi El Maziani, Imane Fahli, Cécile Ferro, Dorina Georgieva, Pelayo Gonzalez-Escalada Mena, Maksym Iavorskyi, Nan Jiang, Herve Kaddoura, Klaus Adolfo Koch-Saldarriaga, Olena Koltko, Magdalini Konidari, Khrystyna Kushnir, Nicole Anouk Leger, Tiziana Londero, Silvia Carolina Lopez Rocha, Raman Maroz, Brendan Meighan, Margherita Mellone, Nuno Filipe Mendes Dos Santos, Frédéric Meunier, Joanna Nasr, Marie-Jeanne Ndiaye, Albert Nogués i Comas, Nadia Novik, Kennedy Oyugi Okoyo, Tigran Parvanyan, Esperanza Pastor Nuñez De Castro, Madwa-Nika Phanord-Cadet, Martin Andres Poveda Amarfil, María Antonia Quesada Gámez, Parvina Rakhimova, Morgann Courtney Reeves,

Anna Reva, Margarida Rodrigues, Julie Ryan, Jayashree Srinivasan, Mihaela Stangu, Erick Tjong, Camille Henri Vaillon, María Adelaida Vélez Posada, Jerry Wu, Yelizaveta Yanovich, Marilyne Florence Mafoboue Youbi, Inés Zabalbeitia Múgica, Philip Christopher Zager, Yasmin Zand, Muqiao Zhang and Geyi Zheng. Rami Abdulaziz Al Shaibani, Nyanya Browne, Melissa Bueno, Daniel De la Hormaza, Joseph El-Cassabgui, Francesca Ermice, Ismael Eduardo Wilson Franco Gonzales, Xu Han, Marcy Jagdeo Adekoya, Edison Jakurti, Zain Jarrar, Sarp Yanki Kalfa, Valeriya Khoroshun, Chung Myung Kim, Jamie Lee-Brown, Yousef Majzoub, Ahmed Medhat M Garoub, Marie Parent, Izabela Prager, Victoria Ryan, Egiimaa Tsolmonbaatar, Gergana Tsvetanova, Yarmi Jose Vidal Horscheck, Hong Jing Wang, David Weinstein, Anthony Paul Winszman, Xinyu Wu, Rongpeng Yang and Mohamed W. Zakaria assisted in the months before publication. Thomas Moullier and Keiko Sakoda contributed to the writing of the chapter on dealing with construction permits.

The online service of the *Doing Business* database is managed by Varun Doiphode, Fengsheng Huang, Manoj Mathew, Arun Chakravarthi Nageswaran, Kunal Patel, Kamallesh Sengaonkar, Bishal Raj Thakuri, Vinod Thottikkatu, and Hashim Zia. The *Doing Business 2018* outreach strategy is managed by Indira Chand, under the general direction of Phillip Jeremy Hay with support from World Bank Group communications colleagues around the world.

The team is grateful for the valuable comments provided by colleagues, both within and outside the World Bank Group, and for the guidance provided by World Bank Group Executive Directors. The team would especially like to acknowledge the comments and guidance of Gabi George Afram, Miah Rahmat Ali, Ashani Chanuka Alles, Amjad Bashir, Karim Ouled Belayachi, Eugene Bempon, Lilia Burunciuc, Cesar Calderon, Miarta Capaul, Efrem Zephnath Chilima, Ted Haoquan Chu, Amila Indeewari Dahanayake, Fernando Dancausa, Annette Dixon, Simeon Djankov, Christian Eigen-Zucchi, Jorge Familiar Calderon, Manuela V. Ferro, Alvaro Gonzalez, Cemile Hacibeyoglu, Lucia Hanmer, Caroline Heider, Andras Horvai, Joyce Antoine Ibrahim, Jane Jamieson, Aphichoke Kotikula, Aart Kraay, Esperanza Lasagabaster, Yue Li,

John Litwack, Gladys Lopez-Acevedo, William F. Maloney, Trimor Mici, Mamo Esmelealem Mihretu, Andrei Mikhnev, Ashish Narain, Claudia Nassif, Tatiana Nenova, Juri Oka, Sandie Okoro, Alice Ouedraogo, Madalina Papahagi, Samuel Pienkangura, Martin Rama, M. Masrur Reaz, Massimiliano Santini, Jaehyang So, Sylvia Solf, The Corporate Registers Forum, Moussa Traore, Yvonne M. Tsikata, Linda Van Gelder, Carlos Alberto Vegh Gramont, Julien Vilquin, John Wille, Ali Zafa and Albert G. Zeufack.

The paying taxes project was conducted in collaboration with PwC, led by Stef van Weeghel.

Bronwen Brown edited the manuscript. Corporate Visions, Inc. designed the report and the graphs.

Doing Business would not be possible without the expertise and generous input of a network of more than 13,000 local partners, including legal experts, business consultants, accountants, freight forwarders, government officials and other professionals routinely administering or advising on the relevant legal and regulatory requirements in the 190 economies covered. Contact details for local partners are available on the *Doing Business* website at <http://www.doingbusiness.org>.

The names of the local partners wishing to be acknowledged individually are listed below. The global and regional contributors listed are firms that have completed multiple questionnaires in their various offices around the world.

GLOBAL CONTRIBUTORS

ADVOCATES FOR INTERNATIONAL DEVELOPMENT
 AMERICAN BAR ASSOCIATION, SECTION OF INTERNATIONAL LAW
 BAKER & MCKENZIE
 BDO
 DELOITTE
 DENTONS
 DLA PIPER
 EY
 FIABCI, THE INTERNATIONAL REAL ESTATE FEDERATION
 GRANT THORNTON
 GRATA INTERNATIONAL
 IUS LABORIS - ALLIANCE OF LABOR, EMPLOYMENT,
 BENEFITS AND PENSIONS LAW FIRMS
 KPMG
 LAW SOCIETY OF ENGLAND AND WALES
 LEX MUNDI, ASSOCIATION OF INDEPENDENT LAW FIRMS
 PWC¹
 REED SMITH LLP
 RUSSELL BEDFORD INTERNATIONAL
 WHITE & CASE

REGIONAL CONTRIBUTORS

A.P. MOLLER - MAERSK GROUP
 AL TAMIMI & COMPANY
 ARIAS LAW
 ASHURST LLP
 ASSOCIATION OF CONSUMER CREDIT
 INFORMATION SUPPLIERS (ACCIS)
 BOGA & ASSOCIATES
 CENTIL LAW
 DFDL
 ENSAFRICA
 EVERSHEDS SUTHERLAND
 GARCÍA & BODÁN
 JOHN W. FROOKS & CO.
 LEXINCORP
 MAYER BROWN
 SCHOENHERR
 SORAINEN
 TALAL ABU-GHAZALEH LEGAL (TAG-LEGAL)
 TRANSUNION INTERNATIONAL
 VDA - VIEIRA DE ALMEIDA & ASSOCIADOS

AFGHANISTAN

Taqi Ahmad
 A.F. FERGUSON & CO.,
 CHARTERED ACCOUNTANTS,
 A MEMBER FIRM OF
 PWC NETWORK
 Gloria Ahmadi
 KAKAR ADVOCATS
 Bari Alkozai
 PRAELEGAL
 Shaheryar Aziz
 A.F. FERGUSON & CO.,
 CHARTERED ACCOUNTANTS,
 A MEMBER FIRM OF
 PWC NETWORK
 Mazhar Bangash
 RIAA BARKER GILLETTE AFG

Haidar Barak
 RGM INTERNATIONAL
 GROUP LLC
 Nadia Bazidwal
 THE ASIA FOUNDATION
 Sultan Maqsood Fazel
 QADERDAN ELECTRICITY
 COMPANY
 Hasibullah Ghaforzai
 PRAELEGAL
 Chantal Grut
 ROSENSTOCK LEGAL SERVICES
 Naheed Habibi
 DA AFGHANISTAN BANK
 Khan Hadawal
 DA AFGHANISTAN BANK

Mohammad Afzal Hassanzada
 DA AFGHANISTAN BANK
 Khalid Hatam
 RIAA BARKER GILLETTE AFG
 Saduddin Haziq
 AFGHAN UNITED BANK
 Hussain Ali Hekmat
 IKMAL ENGINEERING
 CONSTRUCTION COMPANY
 Rashid Ibrahim
 A.F. FERGUSON & CO.,
 CHARTERED ACCOUNTANTS,
 A MEMBER FIRM OF
 PWC NETWORK
 Waheed Iqbal
 LEGAL ORACLES
 Sanzar Kakar
 AFGHANISTAN
 HOLDING GROUP
 M. Wissal Khan
 LEGAL ORACLES
 Thomas Kraemer
 KAKAR ADVOCATS
 Khalid Massoudi
 MASNAD LEGAL CONSULTANCY
 Ghulam Reza Mohammady
 KAKAR ADVOCATS
 Saqib Naseer
 A.F. FERGUSON & CO.,
 CHARTERED ACCOUNTANTS,
 A MEMBER FIRM OF
 PWC NETWORK
 Abdul Nasser Nazari
 RAINBOW CONSULTING
 SERVICES
 Tariq Nazarwall
 DEHSABZ CITY DEVELOPMENT
 AUTHORITY, INDEPENDENT
 BOARD OF KABUL NEW
 CITY DEVELOPMENT
 Habibullah Pirzada
 ACCL INTERNATIONAL
 Habiburahman Qaderdan
 QADERDAN ELECTRICITY
 COMPANY
 Shakir Rahimi
 PRAELEGAL
 Tamsil Rashid
 AFGHANISTAN
 INTERNATIONAL BANK
 Irisglyn Rivero
 RGM INTERNATIONAL
 GROUP LLC
 Abdul Wahid Rizwanzai
 RIAA BARKER GILLETTE AFG
 Ali Saberi
 IKMAL ENGINEERING
 CONSTRUCTION COMPANY
 Abdul Sami Sabir
 DA AFGHANISTAN BANK
 Zahid Safi
 RIAA BARKER GILLETTE AFG
 Abdul Nasser Sahak
 DA AFGHANISTAN BANK
 Saeed Shajjan
 SHAJJAN & ASSOCIATES
 Aali Shan Ahmed
 ICON TRADING AND
 FORWARDING COMPANY

Haris Syed Raza
 GERRY'S DNATA PVT. LTD.
 Mohammad Taimur Taimur
 DA AFGHANISTAN BANK
 Roshan Kumar Thapa
 RGM INTERNATIONAL
 GROUP LLC
 Madan Upadhyay
 RGM INTERNATIONAL
 GROUP LLC
 Najibullah Wardak
 MINISTRY OF FINANCE
 Maseeh Ahmad Wassil
 DA AFGHANISTAN BANK
 Rohullah Zarif
 ACCL INTERNATIONAL
ALBANIA
 WOLF THEISS
 Anjola Aliaj
 OPTIMA LEGAL
 AND FINANCIAL
 Artur Asllani
 TONUCCI & PARTNERS
 Artan Babaramo
 GENERAL DIRECTORATE
 OF TAXATION
 Sabina Baboci
 KALO & ASSOCIATES
 Eglantina Bakui Lala
 BITRI & BAKIU LAW FIRM
 Ledia Beci
 HOXHA, MEMI & HOXHA
 Renis Bega
 HOXHA, MEMI & HOXHA
 Boiken Bendo
 BENDO LAW, ADVOCATES
 & LEGAL CONSULTANTS
 Jona Bica
 EY
 Artan Bozo
 BOZO & ASSOCIATES
 LAW FIRM
 Njazuella Braholl
 GJIKI & ASSOCIATES
 Irma Cacaj
 BOGA & ASSOCIATES
 Doris Carcani
 ALBANIAN ENERGY
 REGULATOR (ERE)
 Megi Caushi
 AVANNITIVE CONSULTING
 SH.P.K.
 Rozana Çelmeta
 GENERAL DIRECTORATE
 OF TAXATION
 Ilir Daci
 OPTIMA LEGAL
 AND FINANCIAL
 Besnik Duraj
 DRAKOPOULOS LAW FIRM
 Ana Dylgjieri
 BANK OF ALBANIA
 Sokol Elmazaj
 BOGA & ASSOCIATES
 Dorina Fezollari
 AVANNITIVE CONSULTING
 SH.P.K.

Lorena Gega
 PRICEWATERHOUSECOOPERS
 AUDIT SH.P.K.
 Enida Gerxholli
 REGISTRY OF SECURITY
 PLEDGES
 Gjergji Gjika
 GJIKI & ASSOCIATES
 Valbona Gjonçari
 BOGA & ASSOCIATES
 Shirli Gorenca
 KALO & ASSOCIATES
 Bojana Hajdini
 DRAKOPOULOS LAW FIRM
 Esa Hala
 TONUCCI & PARTNERS
 Ergys Hasani
 GJIKI & ASSOCIATES
 Shpati Hoxha
 HOXHA, MEMI & HOXHA
 Elira Hroni
 KALO & ASSOCIATES
 Evis Jani
 GJIKI & ASSOCIATES
 Brunilda Jegeni
 REGISTRY OF SECURITY
 PLEDGES
 Ilir Johollari
 HOXHA, MEMI & HOXHA
 Bledar Kabashi
 MINISTRY OF JUSTICE
 Neritan Kallfa
 TONUCCI & PARTNERS
 Miranda Kapllani
 BENIMPEX & CO.
 Olta Kaziaj
 AVANNITIVE CONSULTING
 SH.P.K.
 Migena Kolonja
 BOGA & ASSOCIATES
 Rudi Laze
 BOZO & ASSOCIATES
 LAW FIRM
 Gilda Lika
 BENDO LAW, ADVOCATES
 & LEGAL CONSULTANTS
 Petraq Lika
 OSHEE (OPERATORI
 I SHPERNDARIES SE
 ENERGIJE ELEKTRIKE)
 Arbër Lloshi
 OPTIMA LEGAL
 AND FINANCIAL
 Tetis Lubonja
 MINISTRY OF JUSTICE
 Rezarta Mataj
 TIRANA DISTRICT COURT
 Andi Memi
 HOXHA, MEMI & HOXHA
 Egllon Metalia
 EY
 Naim Mete
 GENERAL DIRECTORATE
 OF TAXATION
 Aigest Milo
 KALO & ASSOCIATES
 Orgita Milo
 BOGA & ASSOCIATES

1. "PwC" refers to the network of member firms of PricewaterhouseCoopers International Limited (PwCIL), or, as the context requires, individual member firms of the PwC network. Each member firm is a separate legal entity and does not act as agent of PwCIL or any other member firm. PwCIL does not provide any services to clients. PwCIL is not responsible or liable for the acts or omissions of any of its member firms nor can it control the exercise of their professional judgment or bind them in any way. No member firm is responsible or liable for the acts or omissions of any other member firm nor can it control the exercise of another member firm's professional judgment or bind another member firm or PwCIL in any way.

Eno Muja
BOGA & ASSOCIATES

Kristo Myridinas
PRICEWATERHOUSECOOPERS
AUDIT SH.P.K.

Gjergji Nestor
GENERAL DIRECTORATE
OF TAXATION

Dorina Nika
LAWYER

Albulen Pano
PRICEWATERHOUSECOOPERS
AUDIT SH.P.K.

Loreta Peci
PRICEWATERHOUSECOOPERS
AUDIT SH.P.K.

Ardjana Shehi
KALO & ASSOCIATES

Enian Sina
GENERAL DIRECTORATE
OF TAXATION

Ketrin Topciu
BOZO & ASSOCIATES
LAW FIRM

Anora Topi
GENERAL DIRECTORATE
OF TAXATION

Bruno Turabi
BOGA & ASSOCIATES

Alketa Uruci
BOGA & ASSOCIATES

Gerhard Velaj
BOGA & ASSOCIATES

Flavia Xhafo
KALO & ASSOCIATES

Donald Xhelili
FIRST COURT OF TIRANA

Evis Zaja
OPTIMA LEGAL
AND FINANCIAL

Enida Zeneli
BOZO & ASSOCIATES
LAW FIRM

Lareda Zenunaj
GJIKA & ASSOCIATES

ALGERIA

CABINET MOHAMMED
TAHAR BENABID

TRANSIT SAIDJI

Amel Aiad
ACCOUNTANT

Mohamed Nadir Aissani
PWC ALGERIA

Salima Aloui
LAW FIRM GOUSSANEM
& ALOUI

Arab Aoudj
CABINET D'AUDIT ET DE
CONTRÔLE DES COMPTES

Djeloul Aouidette
UNION NATIONALE
DES TRANSITAIRES ET
COMMISSIONNAIRES
ALGÉRIENS (UNTCA)

Mohamed Atbi
ETUDE NOTARIALE
MOHAMED ATBI

Hind Belhachmi
LPA-CGR AVOCATS

Abdelouahab Benali
TRANSIT MOUHOUK KAMAL

Othmane Benali
ACCOUNTANT

Adnane Bouchaib
BOUCHAIB LAW FIRM

Hamid Boughenou
BECOME SCP

Rachida Boughenou
BECOME SCP

Hafida Bounefrat
ACCOUNTANT

Merouane Chabane
SOCIÉTÉ DE DISTRIBUTION
DE L'ELECTRICITÉ ET DU
GAZ D'ALGER (SDA)

Djamel Chorfi

Said Dib
BANQUE D'ALGÉRIE

Ahmed Djouadi
LAW FIRM HADI-HAMOU
& DJOUADI - ASSOCIATE
OFFICE OF DENTONS

Mourad El Besseghi
CABINET EL BESSEGHI

Hamil Faïdi
STUDIO A

Mohamed Lahbib Goubi
BANQUE D'ALGÉRIE

Khaled Goussanem
LAW FIRM GOUSSANEM
& ALOUI

Mohamed El-Amine Haddad
CABINET DE MAÎTRE
AMINE HADDAD

Samir Hamouda
CABINET D'AVOCATS
SAMIR HAMOUDA

Halim Karabadji
SOCIÉTÉ DE DISTRIBUTION
DE L'ELECTRICITÉ ET DU
GAZ D'ALGER (SDA)

Abdelmalek Kherbachene
BOUCHEMLA LANOUAR
& ASSOCIÉS

Farouk Lakli
LAKELEC

Mohamed Lanouar
BOUCHEMLA LANOUAR
& ASSOCIÉS

Walid Laouar
CABINET LAOUAR

Vincent Lunel
DS AVOCATS

Harous Madjid
PWC ALGERIA

Sid-Ahmed Mekerba
GHELLAL & MEKERBA

Mohamed Mokrane
MINISTÈRE DES FINANCES -
DIRECTION GÉNÉRALE DU
DOMAINE NATIONAL

Hamid Ould Hocine
STUDIO A

Malika Redouani
PWC ALGERIA

Lazhar Sahbani
PWC ALGERIA

Mourad Seghir
BENNANI & ASSOCIÉS LLP

Madiha Silini
LPA-CGR AVOCATS

Rabah Tafighoul
CABINET TAFIGHOULT

Redouane Tazerouti
MICHEL HUREL ALGERIE SARL

Hachemi Yanat
ACCOUNTANT

Hakim Zerbout
MICHEL HUREL ALGERIE SARL

ANGOLA

Luís Andrade
PWC ANGOLA

Sika Awoonor
GLOBAL CHOICE ANGOLA LDA

Jeanine Batalha Ferreira
PWC PORTUGAL

Pedro Bequengue
CÂMARA DOS DESPACHANTES
OFICIAIS DE ANGOLA

Edvaldo Cahombo
GUICHÉ ÚNICO DE EMPRESA

Guilherme Carreira
EDIFER ANGOLA

Luis Filipe Carvalho
ADCA LAW FIRM, MEMBER
OF DLA PIPER AFRICA GROUP

Jaime Carvalho Esteves
PWC PORTUGAL

Irineu Chingala
LOURDES CAPOSSO FERNANDES
& ASSOCIADOS (LCF)

Nelson Couto-Cabral
3C INTERNATIONAL

Inês Barbosa Cunha
PWC PORTUGAL

Alwin Leon Das
FAMS TRANSITÁRIOS LDA

Patricia Dias
AVM ADVOGADOS

Fernando F. Bastos
FBL ADVOGADOS

Lourdes Caposso Fernandes
LOURDES CAPOSSO
FERNANDES & ASSOCIADOS

João Fialho
VDA - VIEIRA DE ALMEIDA
& ASSOCIADOS

Marcelino Franco
GUICHÉ ÚNICO DE EMPRESA

Luís Fraústo Varona
ABREU ADVOGADOS

Marília Frias
VDA - VIEIRA DE ALMEIDA
& ASSOCIADOS

Alberto Galhardo Simões
MIRANDA & ASSOCIADOS

Paulo Lobo
ABREU CARGA E TRÂNSITOS,
LDA - ANGOLA

Dilma Lopes
FBL ADVOGADOS

Chindalena Lourenço
FÁTIMA FREITAS ADVOGADOS

António Manuel da Silva
INSTITUTO REGULADOR DOS
SERVIÇOS DE ELECTRICIDADE
E ÁGUAS (IRSEA)

Arcelio Matias
ARCELIO INACIO DE
ALMEIDA MATIAS - ARDJA-
PRESTAÇÃO DE SERVIÇOS
E CONSULTORIA, LDA

Antonio Morgado
GUICHÉ ÚNICO DE EMPRESA

Marcos Neto
BANCO NACIONAL DE ANGOLA

Henrique Nogueira Nunes
ALBUQUERQUE & ASSOCIADOS

Janota Nzogi
ENERGY AND WATER MINISTRY

Joana Pacheco
ANGOLA COUNSEL

Júlio Pascoal
ENDE-EP

Antonio Pereira
EY

Joaquim Piedade
UNICARGAS

Djamila Pinto de Andrade
LEAD ADVOGADOS

André Miguel Pitêu
TRANSITEX ANGOLA

Laurinda Prazeres Cardoso
LEAD ADVOGADOS

José Quarta
INSTITUTO REGULADOR DOS
SERVIÇOS DE ELECTRICIDADE
E ÁGUAS (IRSEA)

Gonçalo Antunes Rita
BANCO NACIONAL DE ANGOLA

Sandra Saraiva
GABINETE LEGAL
ANGOLA - ADVOGADOS

Bruno Serejo
ELA - EXPERT LEGAL
ASSISTANCE

Dinamukueno Lukie Sérgio
OLICARGO ANGOLA SA

Tatiana Serrão
FBL ADVOGADOS

Gervasio Simao
GEPLI ANGOLA

Hugo Sipitali
ANGOLA COUNSEL

Beatriz Calcida Soares
Catumbela

Daniela Tavares Nunes
ABREU ADVOGADOS

Elsa Tchicanha
GABINETE LEGAL
ANGOLA - ADVOGADOS

Renata Valenti
GABINETE LEGAL
ANGOLA - ADVOGADOS

Ricardo Veloso
PWC ANGOLA

António Vicente Marques
AVM ADVOGADOS

Orlanda Vuite
ADCA LAW FIRM, MEMBER
OF DLA PIPER AFRICA GROUP

ANTIGUA AND BARBUDA

ANTIGUA & BARBUDA
INTELLECTUAL PROPERTY &
COMMERCE OFFICE (ABIPCO)

MINISTRY OF LABOR

Aisha Caleb
MINISTRY OF INFORMATION,
BROADCASTING,
TELECOMMUNICATIONS
AND INFORMATION
TECHNOLOGY - CUSTOMS
AND EXCISE DIVISION

Neil Coates
GRANT THORNTON

Nkosi Cochrane
DEVELOPMENT CONTROL
AUTHORITY

Gilbert Findlay
ANTIGUA PUBLIC UTILITIES
AUTHORITY (APUA)

Colin John Jenkins
ROBERTS CONSTRUCTION
& ENGINEERING CO. LTD.

Hugh C. Marshall
MARSHALL & CO.

Gloria Martin
FRANCIS TRADING
AGENCY LIMITED

David Matthias
ANTIGUA BARBUDA SOCIAL
SECURITY BOARD

Septimus A. Rhudd
RHUDD & ASSOCIATES

Stedroy Roache
ANTIGUA PUBLIC UTILITIES
AUTHORITY (APUA)

Andrea Roberts
ROBERTS & CO.

Safiya Roberts
ROBERTS & CO.

Megan Samuel-Fields
SAMUEL FIELDS CONSULTING
GROUP LTD.

Sharon Simmons
LAND REGISTRY

Owren Smith
DEVELOPMENT CONTROL
AUTHORITY

Eleanor R. Solomon
CLARKE & CLARKE

Frederick Southwell
DEVELOPMENT CONTROL
AUTHORITY

Arthur Thomas
THOMAS, JOHN & CO.

Marietta Warren
INTERFREIGHT LTD.

ARGENTINA

PETROBRAS

Lucas Abal
RIVERA & ASOCIADOS

Ignacio Acedo
GONZALEZ & FERRARO MILA

Cecilia Andrea Acosta
MBB BALADO BEVILACQUA
ABOGADOS

Pablo J. Alliani
ALLIANI & BRUZZON

Jose Maria Allonca
ALLONCA ABOGADOS LEGAL
& BUSINESS CONSULTING

Marina Altieri
DE DIOS & GOYENA
ABOGADOS CONSULTORES

Ignacio E. Aramburu
ESTUDIO MOLTEDO

Sebastian Ariel Uberti
CITY OF BUENOS AIRES

Ariadna Artopoulos
M. & M. BOMCHIL

Maria Fernanda Arturi
CENTRAL BANK OF ARGENTINA

Mercedes Balado Bevilacqua
MBB BALADO BEVILACQUA
ABOGADOS

Vanessa Balda
VITALE, MANOFF & FEILBOGEN

Gonzalo Carlos Ballester
J.P. O'FARRELL ABOGADOS

Maria Laura Barbosa
ZANG, BERGEL &
VINES ABOGADOS

Federico Martín Basile
M. & M. BOMCHIL

Néstor J. Belgrano
M. & M. BOMCHIL

Pilar Etcheverry Boneo
MARVAL, O'FARRELL & MAIRAL, MEMBER OF LEX MUNDI

Ignacio Fernández Borzese
LUNA REQUENA & FERNÁNDEZ BORZESE TAX LAW FIRM

Fernando L. Brunelli
ALLIANI & BRUZZON

Damián Burgio
SALAVERRI, DELLATORRE, BURGIO & WETZLER MALBRÁN

Eduardo Bustamante
ESTUDIO MOLTEDO

Adriana Paola Caballero
WIENER SOTO CAPARRÓS

Federico Carenzo
LEONHARDT & DIETL

Gabriela Carissimo
ALFARO ABOGADOS

Mariano E. Carricart
BADENI, CANTILLO, LAPLACETTE & CARRICART

Luciano Cativa
LUNA REQUENA & FERNÁNDEZ BORZESE TAX LAW FIRM

Ma. Cecilia Herrero de Pratesi
REGISTRO DE LA PROPIEDAD INMUEBLE DE LA CAPITAL FEDERAL

Hector Osvaldo Chomer
JUZGADO DE PRIMERA INSTANCIA EN LO COMERCIAL

Agustín Comastri
G. BREUER

Roberto O. Condoleo
RCBM AUDITORES Y CONSULTORES TRIBUTARIOS

Julio Condomí Alcorta
ESCRIBANIA CONDOMÍ

Roberto H. Crouzel
ESTUDIO BECCAR VARELA

Gabriel de Albadalejo
ECOVIS ARGENTINA RAMOGNINO, DE ALBALADEJO & ASOCIADOS SC

Oscar Alberto del Río
CENTRAL BANK OF ARGENTINA

Noelia Aldana Di Stefano
J.P. O'FARRELL ABOGADOS

Analía Verónica Durán
MBB BALADO BEVILACQUA ABOGADOS

Dana Eizner
SEVERGNINI, ROBIOLA, GRINBERG & TOMBEUR

Daniel Fernandez de la Torre
CONSULTORES SRL

Sonia Ferrari
CONSULTORES SRL

Pablo Ferraro Mila
GONZALEZ & FERRARO MILA

Diego M. Fissore
G. BREUER

María Victoria Funes
M. & M. BOMCHIL

Ignacio Funes de Rioja
FUNES DE RIOJA & ASOCIADOS, MEMBER OF IUS LABORIS

Eduardo Galleazzi
ARCHITECT

Alfredo Garcia Samartino
SMART LOGISTICS

Martin Gastaldi
ESTUDIO BECCAR VARELA

Javier M. Gattó Bicaín
CANDIOTTI GATTO BICAÍN & OCANTOS

Juan José Glusman
PWC ARGENTINA

Gonzalo María Gros
J.P. O'FARRELL ABOGADOS

Eduardo Guglielmini
MINISTRY OF ENERGY AND MINING

Sandra S. Guillan
DE DIOS & GOYENA ABOGADOS CONSULTORES

Federico Guillermo Absi
G. BREUER

Carlos Hernandez
CONSULTORES SRL

Gabriela Hidalgo

Fabián Hilal
CASELLA & HILAL ABOGADOS

Mailen Hilén Rico
ESTUDIO MOLTEDO

Daniel Intile
RUSSELL BEDFORD ARGENTINA - MEMBER OF RUSSELL BEDFORD INTERNATIONAL

Andrea Junquera
CANDIOTTI GATTO BICAÍN & OCANTOS

Federico Leonhardt
LEONHARDT, DIETL, GRAF & VON DER FECHT

Francisco Lobos
LLERENA & ASOCIADOS ABOGADOS

Pilar Lodewyckx Hardy
ESTUDIO BECCAR VARELA

Juan Manuel Magadan
PWC ARGENTINA

Tomas Martinez Casas
LLERENA & ASOCIADOS ABOGADOS

Andrés May
SECRETARÍA GENERAL DEL GOBIERNO DE LA CIUDAD DE BUENOS AIRES

Pedro Mazer
ALFARO ABOGADOS

Julián Melis
CANDIOTTI GATTO BICAÍN & OCANTOS

María Fernanda Mierez
ESTUDIO BECCAR VARELA

Diego Minerva
MITRANI CABALLERO OJAM & RUIZ MORENO

Jorge Miranda
CLIPPERS SA

Ino Mosse
CONSTRUIOS

Miguel P. Murray
MURRAY, ANGUILLÉS, GUYOT, ROSSI & SIRITO DE ZAVALIA

Pedro Nicholson
ESTUDIO BECCAR VARELA

Luciano José Nístico
J.P. O'FARRELL ABOGADOS

Alfredo Miguel O'Farrell
MARVAL, O'FARRELL & MAIRAL, MEMBER OF LEX MUNDI

Matías Olcese
HOLT ABOGADOS

Laura Piedrahita Abella
RIVERA & ASOCIADOS

Segundo Pinto
LLERENA & ASOCIADOS ABOGADOS

Alejandro Poletto
ESTUDIO BECCAR VARELA

Gustavo M. Prestipino
INEC INGENIERIA ELECTRICA SA

María Clara Pujol
WIENER SOTO CAPARRÓS

Julio R. Martínez
MITRANI CABALLERO OJAM & RUIZ MORENO

Rafael Ramognino
ECOVIS ARGENTINA RAMOGNINO, DE ALBALADEJO & ASOCIADOS SC

Natalia Rauchberger
MITRANI CABALLERO OJAM & RUIZ MORENO

Federico José Reibestein
REIBESTEIN & ASOCIADOS

Juan Manuel Reyes Santa Cruz
PLANOSNET.COM CONSULTORIA MUNICIPAL

Julio Cesar Rivera
RIVERA & ASOCIADOS

Matías Rivera
SALAVERRI, DELLATORRE, BURGIO & WETZLER MALBRÁN

Sebastián Rodrigo
ALFARO ABOGADOS

Ignacio Rodríguez
PWC ARGENTINA

Juan Ignacio Ruiz
ALFARO ABOGADOS

Diego Salaverri
SALAVERRI, DELLATORRE, BURGIO & WETZLER MALBRÁN

Luz María Salomón
J.P. O'FARRELL ABOGADOS

Juan Martín Salvadores de Arzuaga
DE DIOS & GOYENA ABOGADOS CONSULTORES

Gonzalo J. Sanchez
SANCHEZ, LUPI & ASOCIADOS

Ramiro Santurio
LEONHARDT, DIETL, GRAF & VON DER FECHT

Mariela Alejandra Sas
M. & M. BOMCHIL

Enrique Schinelli
LEONHARDT, DIETL, GRAF & VON DER FECHT

Carolina Serra
ESTUDIO BECCAR VARELA

María Shakespear
ESTUDIO BECCAR VARELA

Osvaldo Solari Costa
INTERNATIONAL UNION OF NOTARIES

Federico Sosa
ESTUDIO BECCAR VARELA

María Florencia Sota Vazquez
ALFARO ABOGADOS

Pablo Staszewski
STASZEWSKI & ASSOCIATES

Ricardo Tavieres
PWC ARGENTINA

María Paula Terrel
HOLT ABOGADOS

Adolfo Tombolini
RUSSELL BEDFORD ARGENTINA - MEMBER OF RUSSELL BEDFORD INTERNATIONAL

Valentina Toquier
M. & M. BOMCHIL

María Paola Trigiani
ALFARO ABOGADOS

María Victoria Tuculet
M. & M. BOMCHIL

Gonzalo Ugarte
BARBOSA ABOGADOS

Emilio Beccar Varela
ESTUDIO BECCAR VARELA

Abraham Viera
PLANOSNET.COM CONSULTORIA MUNICIPAL

Eduardo J. Viñales
FUNES DE RIOJA & ASOCIADOS, MEMBER OF IUS LABORIS

Germán Wetzler Malbrán
SALAVERRI, DELLATORRE, BURGIO & WETZLER MALBRÁN

Roberto Wiman
GREEN INGENIERÍA

Joaquín Emilio Zappa
J.P. O'FARRELL ABOGADOS

ARMENIA

THE STATE COMMITTEE OF REAL PROPERTY CADASTRE OF THE GOVERNMENT OF THE REPUBLIC OF ARMENIA

Mher Aghabekyan
YEREVAN MUNICIPALITY

Sergey Aghinyan
PUBLIC SERVICES REGULATORY COMMISSION OF ARMENIA

Mike Ahern
PWC

Amalia Artemyan
PARADIGMA ARMENIA CJSC

Zaruhi Arzuamnyan
LEGELATA

Hayk Asatryan
YEREVAN MUNICIPALITY

Ella Atoyan
PWC ARMENIA

Gayane Babayan
AVENUE CONSULTING GROUP

Anushik Baghdasaryan
AVENUE CONSULTING GROUP

Artur Buduryan
LEGELATA

Hovhannes Chamsaryan
AVENUE CONSULTING GROUP

Aharon Chilingaryan
PARADIGMA ARMENIA CJSC

Arsen Chitchyan
THE COLLEGIUM OF BUSINESS-MANAGERS' BANKRUPTCY - SRO

Azat Dunamalyan
ARSHINBANK CJSC

Aikanush Edigaryan
TRANS-ALLIANCE

Shoghik Gharibyan
KPMG

Mihran Grigoryan
AVENUE CONSULTING GROUP

Tigran Grigoryan
AVENUE CONSULTING GROUP

Alla Hakhnazaryan
LEGELATA

Anahit Hakhumyan
MINISTRY OF URBAN DEVELOPMENT

Gevorg Hakobyan
ELAWPHANT LAW FIRM

Andranik Harutyunyan
ELECTRIC NETWORKS OF ARMENIA

Hasmik Harutyunyan
PWC ARMENIA

Artak Hovakimyan
BIG ENERGO LLC

Izabela Hovhannisyan

Mariam Hovsepyan
TER-TACHATYAN LEGAL AND BUSINESS CONSULTING

Angela Hovshannisyan
TER-TACHATYAN LEGAL AND BUSINESS CONSULTING

Vahe G. Kakoyan

Anna Karapetyan
MINISTRY OF JUSTICE

Andranik Kasaryan
YEREVAN MUNICIPALITY

David Khachatryan
AVENUE CONSULTING GROUP

Georgi Khachatryan
AVENUE CONSULTING GROUP

Rafik Khachatryan
KPMG

Vigen Khachatryan
AVENUE CONSULTING GROUP

Stanislav Kolesnikov
ELECTRIC NETWORKS OF ARMENIA

Hayk Mamajanyan
ARLEX INTERNATIONAL CJSC

Gor Margaryan
LEGELATA

Nshan Matirosyan
MINISTRY OF URBAN DEVELOPMENT

Lilit Matevosyan
PWC ARMENIA

Nshan Matevosyan
ARLEX INTERNATIONAL CJSC

Armen Melkumyan
FIDELITY CONSULTING CJSC

Rajiv Nagri
GLOBALINK LOGISTICS GROUP

Narine Nersisyan
PWC ARMENIA

Shavarsh Petakchyan
ILEX LAW FIRM

Naira Petrosyan
PARADIGMA ARMENIA CJSC

Sarhat Petrosyan
URBANLAB YEREVAN

Suren Petrosyan
SP CONSULTING LLC

Hayk Pogosyan
ARSARQTEX LLC

Nare Sahakyan
ARSHINBANK CJSC

Thomas Samuelian
ARLEX INTERNATIONAL CJSC

Gor Shahbazyan
PWC ARMENIA

Ruben Shakhmuradyan
COMFORT R&V

Aleksey Sukoyan
COURT OF FIRST INSTANCE

Hakob Tadevosyan
GRANT THORNTON LLP
Anoush Ter-Vardanyan
AVENUE CONSULTING GROUP
Liana Yordanyan
TER-TACHATYAN LEGAL AND
BUSINESS CONSULTING
Aram Zakaryan
ACRA CREDIT BUREAU

AUSTRALIA

HILL SHIRE CITY COUNCIL
TREASURY OF AUSTRALIA
Paul Agnew
MCKAYS LAWYERS
Irene Argeres
WHITE & CASE AUSTRALIA
Mariam Azzo
CLAYTON UTZ, MEMBER
OF LEX MUNDI
Harold Bolitho
KING & WOOD MALLESONS
Lynda Brumm
PWC AUSTRALIA
Andrea Castle
WHITE & CASE AUSTRALIA
Amanda Coneyworth
FERRIER HODGSON
MH SDN BHD
Fiona Curl
WHITE & CASE AUSTRALIA
Mark Dalby
OFFICE OF STATE REVENUE,
NSW TREASURY
Stephen Davis
NEXIA AUSTRALIA
Kristy Dixon
MARQUE LAWYERS
Paul Evans
MCKAYS LAWYERS
Philip Harvey
KING & WOOD MALLESONS
Stephen Jauncey
HENRY DAVIS YORK
Morgan Kelly
FERRIER HODGSON
MH SDN BHD
Felicia Lal
MARQUE LAWYERS
Melanie Lam
CAMPHIN BOSTON - MEMBER
OF RUSSELL BEDFORD
INTERNATIONAL
John Martin
THOMSON GEER
Mitchell Mathas
NORTON ROSE FULBRIGHT
Nicholas Mavrakis
CLAYTON UTZ, MEMBER
OF LEX MUNDI
Aaron McKenzie
MARQUE LAWYERS
Patricia Muscat
PWC AUSTRALIA
Mia Rafa
MCKAYS LAWYERS
Dean Schiller
FAYMAN INTERNATIONAL
PTY. LTD.
Ruwan Senanayake
Jeremy Shelley
ATTORNEY-GENERAL'S
DEPARTMENT

Amy Stiles
NSW OFFICE OF THE
REGISTRAR GENERAL
Damian Sturzaker
MARQUE LAWYERS
Simon Truskett
CLAYTON UTZ, MEMBER
OF LEX MUNDI
Cameron Watson
WHITE & CASE AUSTRALIA
Bruce Whittaker
ASHURST LLP
Kellie Woodward
MCKAYS LAWYERS
Amanda Wu
ASHURST LLP

AUSTRIA

MINISTRY FOR SCIENCE,
RESEARCH AND ECONOMY
Thomas Baderer
OESTERREICHISCHE
NATIONAL BANK
Henri Bellando
GRAF & PITKOWITZ
RECHTSANWÄLTE GMBH
Markus Bitterl
GRAF & PITKOWITZ
RECHTSANWÄLTE GMBH
Sonja Bydlinski
MINISTRY OF JUSTICE
Thomas Deutinger
FRESHFIELDS BRUCKHAUS
DERINGER
Martin Ebner
SCHOENHERR
Tibor Fabian
BINDER GRÖSSWANG
RECHTSANWÄLTE GMBH
Julian Feichtinger
CHSH CERHA HEMPEL
SPIEGELFELD HLAWATI,
MEMBER OF LEX MUNDI
Martin Foerster
GRAF & PITKOWITZ
RECHTSANWÄLTE GMBH
Ferdinand Graf
GRAF & PITKOWITZ
RECHTSANWÄLTE GMBH
Andreas Hable
BINDER GRÖSSWANG
RECHTSANWÄLTE GMBH
Sebastian Haensse
GRAF & PITKOWITZ
RECHTSANWÄLTE GMBH
Herbert Herzig
AUSTRIAN CHAMBER
OF COMMERCE
Alexander Hofmann
LAWYER
Marianne Hrdlicka
Armin Immervoll
MINISTRY OF FINANCE
Alexander Isola
GRAF & PITKOWITZ
RECHTSANWÄLTE GMBH
Rudolf Kaindl
Amith Gururaj Karanth
PPC INSULATORS
AUSTRIA GMBH
Zsafia Kerkapoly
SCWP SCHINDHELM AUSTRIA
Birgit Kettlgruber
FRESHFIELDS BRUCKHAUS
DERINGER

Alexander Klausner
BRAUNIS KLAUSER PRÄNDL
RECHTSANWÄLTE GMBH
Florian Klimscha
FRESHFIELDS BRUCKHAUS
DERINGER
Christian Köttl
MINISTRY OF FINANCE
Rudolf Krickl
PWC AUSTRIA
Michaela Krist
CHSH CERHA HEMPEL
SPIEGELFELD HLAWATI,
MEMBER OF LEX MUNDI
Gerald Mitteregger
INTERNATIONAL
LOGISTIC GATEWAY
Johannes Mrazek
AUSTRIAN REGULATORY
AUTHORITY
Gerhard Muggenhuber
BEV - FEDERAL OFFICE OF
METROLOGY & SURVEYING
Thomas Müller
FRESHFIELDS BRUCKHAUS
DERINGER
Elke Napokoj
BPV HÜGEL
RECHTSANWÄLTE OG
Nikolaus Neubauer
PWC AUSTRIA
Felix Neuwirthner
FRESHFIELDS BRUCKHAUS
DERINGER
Christopher Peitsch
CHSH CERHA HEMPEL
SPIEGELFELD HLAWATI,
MEMBER OF LEX MUNDI
Verena Pöchlinger
PWC AUSTRIA
Moritz Salzgeber
BINDER GRÖSSWANG
RECHTSANWÄLTE GMBH
Johannes Samaan
FRESHFIELDS BRUCKHAUS
DERINGER
Edwin Scharf
SCWP SCHINDHELM AUSTRIA
Georg Schima
KUNZ SCHIMA WALLENIN
RECHTSANWÄLTE OG,
MEMBER OF IUS LABORIS
Stephan Schmalzl
GRAF & PITKOWITZ
RECHTSANWÄLTE GMBH
Daniel Schmidt
BINDER GRÖSSWANG
RECHTSANWÄLTE GMBH
Ernst Schmidt
HALPERN & PRINZ
Helmut Sprongl
AUSTRIAN REGULATORY
AUTHORITY
Thomas Trettnak
CHSH CERHA HEMPEL
SPIEGELFELD HLAWATI,
MEMBER OF LEX MUNDI
Eugen Velicu
STRABAG SE
Birgit Vogt-Majarek
KUNZ SCHIMA WALLENIN
RECHTSANWÄLTE OG,
MEMBER OF IUS LABORIS
Gerhard Wagner
KSV 1870

Lukas A. Weber
BRAUNIS KLAUSER PRÄNDL
RECHTSANWÄLTE GMBH
Elisabeth Zehetner-Piewald
AUSTRIAN CHAMBER
OF COMMERCE
Anton Zeilinger
MINISTRY OF FINANCE
Kathrin Zeller
FRESHFIELDS BRUCKHAUS
DERINGER
AZERBAIJAN
AZERSUN
Parviz Abdullayev
PWC AZERBAIJAN
Husniyye Abdullayeva
MINISTRY OF TAXES
Chingiz Agarzaev
Mike Ahern
PWC
Ilham Ahmedov
BAKU ADMINISTRATIVE-
ECONOMICAL COURT NO. 1
Iftikhar Akhundov
MINISTRY OF TAXES
Nigar Alimova
MINISTRY OF TAXES
Jamil Alizada
BAKER & MCKENZIE - CIS,
LIMITED
Aykhan Asadov
BM MORRISON PARTNERS LLC
Ismail Askerov
MGB LAW OFFICES
Zulfigar Babayev
BHM BAKU LAW CENTRE LLC
Jamal Baghirov
BM MORRISON PARTNERS LLC
Natavan Baghirova
BM MORRISON PARTNERS LLC
Aida Bagirova
UNIBANK
Farid Bakshiyev
GRATA INTERNATIONAL
Khayyam Bayramov
MINISTRY OF JUSTICE
Orkhan Beydiyev
CASPIAN LEGAL CENTER
Eyyub Fataliyev
PWC AZERBAIJAN
Ikram Fikretoglu
BUSINESS SERVICE CENTRE
Jahangir Gafarov
BAKER & MCKENZIE - CIS,
LIMITED
Rustam Gasimov
BAKER & MCKENZIE - CIS,
LIMITED
Arif Guliyev
PWC AZERBAIJAN
Konul Guliyeva
PWC AZERBAIJAN
Shaban Gurbanov
BM MORRISON PARTNERS LLC
Ayten Gurbanova
EXPERT SM LTD.
Fatima Gurbanova
PWC AZERBAIJAN
Elchin Habibov
FINANCIAL MARKETS
SUPERVISORY AUTHORITY
Arzu Hajiyeva
EY

Kamala Hajiyeva
EY
Shamkhal Hasanov
BAKER & MCKENZIE - CIS,
LIMITED
Farid Huseynov
EKVITA
Ruhyya Isayeva
DENTONS
Gadir Ismayilov
AZERISHIQ OJSC
Delara Israfilova
BM MORRISON PARTNERS LLC
Zaki Jabiyev
Aladdin A. Jafarov
BAKU CITY YASAMAL
DISTRICT COURT
Umami Jalilova
GRATA INTERNATIONAL
Anar Janmammadov
MGB LAW OFFICES
Gunduz Karimov
BAKER & MCKENZIE - CIS,
LIMITED
Bahar Kavuzova
PWC AZERBAIJAN
Elnur Mammadov
PWC AZERBAIJAN
Sahib Mammadov
CITIZENS' LABOUR RIGHTS
PROTECTION LEAGUE
Zaur Mammadov
EY
Aysel Mammadova
BHM BAKU LAW CENTRE LLC
Faiq S. Manafov
UNIBANK
Gumru Mehdiyeva
BHM BAKU LAW CENTRE LLC
Ilgar Mehti
EKVITA
Rauf Memmedov
AZERBAIJAN CUSTOMS
COMMITTEE
Telman Memmedov
MINISTRY OF TAXES
Elkhan Mikayilov
SECTOR OF ASSISTANT
SERVICE OF THE PRESIDENT
OF AZERBAIJAN REPUBLIC
ON ECONOMIC REFORMS
Farhad Mirzayev
BM MORRISON PARTNERS LLC
Ruslan Mirzayev
ADREM ATTORNEYS
Ruslan Mukhtarov
BM MORRISON PARTNERS LLC
Aynur Musayeva
EXPERT SM LTD.
Altay Mustafayev
BAKER & MCKENZIE - CIS,
LIMITED
Turkan Mustafayeva
BHM BAKU LAW CENTRE LLC
Sabina Orujova
DENTONS
Ramiz Rustamov
SIN RRG MMC
Zenfira Rzayeva
MINISTRY OF EMERGENCY
SITUATIONS, STATE AGENCY
FOR CONTROL OVER
CONSTRUCTION SAFETY

Shabnam Sadigova
GRATA INTERNATIONAL

Leyla Safarova
BM MORRISON PARTNERS LLC

Mustafa Salamov
BM MORRISON PARTNERS LLC

Nazim Shukurov
AUDIT AZERBAIJAN

Sona Taghiyeva
DENTONS

Anar A. Umudov
ALUBI PROFESSIONAL LEGAL
& CONSULTING SERVICES

Ilkin Veliyev
MINISTRY OF TAXES

Michael Wilson
MICHAEL WILSON &
PARTNERS LTD.

Javid Yusifov
CASPIAN LEGAL CENTER

Aygun Zeynalova
MGB LAW OFFICES

Ulvia Zeynalova-Bockin
DENTONS

BAHAMAS, THE

Jane Adams
KPMG

Kevin Basden
BAHAMAS ELECTRICITY
CORPORATION

Sonia Brown
GRAPHITE ENGINEERING LTD.

Dayrri Butler
MOORE STEPHENS BUTLER
& TAYLOR CHARTERED
ACCOUNTANTS AND
BUSINESS ADVISORS

Kimberley Cleare
PWC BAHAMAS

Kandice Davis
UTILITIES REGULATION &
COMPETITION AUTHORITY

Surinder Deal
HIGGS & JOHNSON

Craig G. Delancy
MINISTRY OF WORKS
& TRANSPORT

Randol Dorsett
UTILITIES REGULATION &
COMPETITION AUTHORITY

Amos J. Ferguson Jr.
FERGUSON ASSOCIATES
& PLANNERS

Wendy Forsythe
IMPORT EXPORT BROKERS LTD.

Vann P. Gaitor
HIGGS & JOHNSON

Bryan A. Ginton
Pamela Hill
BAHAMAS POWER AND LIGHT

Amanda John
LENNOX PATON

Yolande Julien
Ja'Ann Major
HIGGS & JOHNSON

Simone Morgan-Gomez
CALLENDERS & CO.

Lester J. Mortimer Jr.
CALLENDERS & CO.

Michael Moss
MINISTRY OF FINANCE

Andrea Moultrie
HIGGS & JOHNSON

Portia Nicholson
HIGGS & JOHNSON

Andrew G.S. O'Brien II
GLINTON | SWEETING | O'BRIEN

Arthur K. Parris, Jr.
PARRISWHITTAKER

Courtney Pearce-Hanna
CALLENDERS & CO.

Prince Rahming
PWC BAHAMAS

Chad D. Roberts
CALLENDERS & CO.

Castino D. Sands
LENNOX PATON

Rochelle Sealy
PWC BAHAMAS

Merrit A. Storr
CHANCELLOR CHAMBERS

Burlington Strachan
BAHAMAS ELECTRICITY
CORPORATION

Roy Sweeting
GLINTON | SWEETING | O'BRIEN

Peter Whitehead
OSPREY CONSTRUCTION

Thomas Whitehead
OSPREY CONSTRUCTION

Dwayne Whyllly
LENNOX PATON

BAHRAIN

Ahmed Abbas Abdulla
HASSAN RADHI & ASSOCIATES

Ahmed Abdulla
MINISTRY OF WORKS,
MUNICIPALITIES AND
URBAN PLANNING

Mohammed Al Ali
AL ALI & LEGAL
CONSULTANTS LAW OFFICE

Amel Al Aseeri
ZEENAT AL MANSOORI
& ASSOCIATES

Zeenat Al Mansoori
ZEENAT AL MANSOORI
& ASSOCIATES

Salem Al Quti
MINISTRY OF WORKS,
MUNICIPALITIES AND
URBAN PLANNING

Reem Al Rayes
ZEENAT AL MANSOORI
& ASSOCIATES

Waleed Al Sabbagh
BAHRAIN CUSTOMS

Noor Al Taraif
ZU'BI & PARTNERS ATTORNEYS
& LEGAL CONSULTANTS

Dana Alghareeb
HAYA RASHED AL KHALIFA

Shehbaz Ameen
AGILITY LOGISTICS

Nada Azmi
BAHRAIN ECONOMIC
DEVELOPMENT BOARD

Laverne Bacaser
EY

Piyush Bhandari
INTUIT MANAGEMENT
CONSULTANCY

Steven Brown
ASAR – AL RUWAYEH
& PARTNERS

Samir Can'an
GULF HOUSE ENGINEERING SPC

Laith Damer
TALAL ABU-GHAZALEH
LEGAL (TAG-LEGAL)

Qays H. Zu'bi
ZU'BI & PARTNERS ATTORNEYS
& LEGAL CONSULTANTS

Najma Hassan
MINISTRY OF WORKS,
MUNICIPALITIES AND
URBAN PLANNING

Hessa Hussain
THE BENEFIT COMPANY

Khaled Jamsheer
BAHRAIN ENGINEERING
BUREAU

Jawad Habib Jawad
BDO

Anil Kumar
KANOO SHIPPING - YUSUF
BIN AHMED KANOO WLL

Khalid Leila
MINISTRY OF INDUSTRY
& COMMERCE

Ali Makki
MINISTRY OF INDUSTRY
& COMMERCE

Omar Manassaki
ZU'BI & PARTNERS ATTORNEYS
& LEGAL CONSULTANTS

Ali Marhoon
MINISTRY OF INDUSTRY
& COMMERCE

Eman Omar
ZU'BI & PARTNERS ATTORNEYS
& LEGAL CONSULTANTS

Hassan Ali Radhi
HASSAN RADHI & ASSOCIATES

Noor Radhi
HASSAN RADHI & ASSOCIATES

Najib F. Saade
ASAR – AL RUWAYEH
& PARTNERS

Naji Sabt
SURVEY AND LAND
REGISTRATION BUREAU

Oleg Shmal
PWC BAHRAIN

Baiju Thomas
AGILITY LOGISTICS

Aseel Zimmo
SUPREME JUDICIAL COUNCIL

BANGLADESH

CHITTAGONG WATER SUPPLY
AND SEWERAGE AUTHORITY

DHAKA ELECTRICITY SUPPLY
COMPANY LTD. (DESCO)

Munir Uddin Ahamed
WAC LOGISTICS LIMITED

Suprim Ahammed
KPMG

Gias Ahmed
AUKO-TEX GROUP

Rajin Ahmed
DOULAH & DOULAH

Sayed Abdullah Al Mamun
Khan
A.S. & ASSOCIATES

K.M. Tanjib-UI Alam
TANJIB ALAM AND ASSOCIATES

Nafiu Alam
FM ASSOCIATES

Shajib Mahmood Alam
COUNSELS LAW PARTNERS

Mahdi Amin
COMFORT GROUP
OF INDUSTRIES

Mohammed Asaduzzaman
SYED ISHTIAQ AHMED
& ASSOCIATES

A.S.A. Bari
A.S. & ASSOCIATES

Kazi Bari
K.A. BARI & CO.

Avijit Barua
GEOSERVICES MARITIME
BD PVT. LTD.

Kapil Basu
PRICEWATERHOUSECOOPERS
PVT. LTD.

Sushmita Basu
PRICEWATERHOUSECOOPERS
PVT. LTD.

Md. Halim Bepari
HAFIZ AND HAQUE SOLICITORS

Mir Osman Bin Nasim
LAWYER

Paavan Chhabra
HEALY CONSULTANTS
GROUP PLC

Arif Moinuddin Chowdhury
MUNIM & ASSOCIATES

Junayed A. Chowdhury
VERTEX CHAMBERS

Md. Liaquat H. Chowdhury
M.L.H. CHOWDHURY & CO.

Mohammed Chowdhury
ANCHOR LOGISTICS

Swad Chowdhury
COUNSELS LAW PARTNERS

Md Khademul Islam Choyon
OBITER DICTUM

Nasirud Doulah
DOULAH & DOULAH

Shamsud Doulah
DOULAH & DOULAH

Dewan Faisal
A.S. & ASSOCIATES

Osman Goni
OGR LEGAL

Simon Guidecoq

Muhammad Tanvir Hashem
Munim
MUNIM & ASSOCIATES

Anam Hossain
FM ASSOCIATES

Farhana Hossain
FM ASSOCIATES

Faria Huq
A.S. & ASSOCIATES

Ashiq Imran
FIALKA

Arif Imtiaz

Aminur Islam
LEX JURIS

Md Aminul Islam
CITY APPAREL-TEX CO.

Shairee Islam
TANJIB ALAM AND ASSOCIATES

Abdul Jabbar
A.S. & ASSOCIATES

Mohammed Jabbar
DBL GROUP

Abdul Khaleque
FIALKA

Abdul Monem Khan
VERTEX CHAMBERS

Afsana Khan
LEE, KHAN & PARTNERS

Anwar A. Khan
GENESIS DENIM

Farhana Islam Khan
SYED ISHTIAQ AHMED
& ASSOCIATES

Mashfiqul Haque Khan
LEX JURIS

Md. Mydul H. Khan
LEX JURIS

Rukhsana Khan
LEX JURIS

Sarjean Rahman Lian
FM ASSOCIATES

Kazi Mahboob
A. WAHAB & CO.

Saqeb Mahbub
MAHBUB & COMPANY

Shyikh Mahdi
VERTEX CHAMBERS

Mohammad Moniruzzaman
THE LAW COUNSEL

Kamrun Nahar

Sifat Jahan Nikita
VERTEX CHAMBERS

Tanvir Quader
VERTEX CHAMBERS

Al Amin Rahman
FM ASSOCIATES

Habiba Rahman
SELF FASHION LIMITED

Md. Saidur Rahman
SELF FASHION LIMITED

Tameem Rahman
OGR LEGAL

Zarin Rahman
FM ASSOCIATES

Badhan Roy
RAHMAN'S CHAMBERS

Saroj Gopal Roy
RAHMAN'S CHAMBERS

Ridi Rubaiyat
TANJIB ALAM AND ASSOCIATES

Sadia Sarah
FM ASSOCIATES

Ammatul Uzma Sathi
A.S. & ASSOCIATES

Mohd. Shariful Islam Shaheen
BANGLADESH ENERGY
REGULATORY COMMISSION

Sohail Shakoor
PRONAYON

Karisma Sharif
HR SOLUTIONS

Imran Siddiq
THE LAW COUNSEL

Tasnia Siddiqui
FM ASSOCIATES

A.M. Mahbub Uddin
MAHBUB & COMPANY

Abdul Wahab
A. WAHAB & CO.

Nurul Wahab
A. WAHAB & CO.

Alicia Yen
HEALY CONSULTANTS
GROUP PLC

Sabrina Zarin
FM ASSOCIATES

BARBADOS

CLARKE GITTENS FARMER

Alicia Archer
ARTEMIS LAWKevin Boulard
ROTHERLEY
CONSTRUCTION INC.Patricia Boyce
EVERSON R. ELCOCK
& CO. LTD.Andrew F. Brathwaite
KPMG BARBADOSKevin Burke
ROTHERLEY
CONSTRUCTION INC.Vincent Burnett
MINISTRY OF LABOR AND
SOCIAL SECURITY AND HUMAN
RESOURCE DEVELOPMENTTrevor A. Carmichael
CHANCERY CHAMBERSAdrian Carter
THE BARBADOS LIGHT AND
POWER COMPANY LTD.Berkeley Clark
BJS CUSTOMS SERVICE INC.Heather A. Clarke
CORPORATE AFFAIRS
AND INTELLECTUAL
PROPERTY OFFICEAndrew Cox
MINISTRY OF LABOR AND
SOCIAL SECURITY AND HUMAN
RESOURCE DEVELOPMENTSherica J. Mohammed
Cumberbatch
CARRINGTON & SEALYAdrian W. Cummins
CARRINGTON & SEALYGloria Eduardo
PWC BARBADOSAdrian M. Elcock
EVERSON R. ELCOCK
& CO. LTD.Antonio Elcock
EVERSON R. ELCOCK
& CO. LTD.Andrew C. Ferreira
CHANCERY CHAMBERSMark Franklin
Sharalee M.J. Gittens
CHANCERY CHAMBERSAnice C.N. Granville
LEX CARIBBEANMarianne Greenidge
KPMG BARBADOSLiza A. Harridyal-Sodha
HARRIDYAL-SODHA
& ASSOCIATESJomo Crowther McGlinne
Hope
ARTEMIS LAWClaudette Hope-Greenidge
MINISTRY OF LABOR AND
SOCIAL SECURITY AND HUMAN
RESOURCE DEVELOPMENTNicholas Hughes
BDO BARBADOSKeisha N. Hyde Porchetta
HARRIDYAL-SODHA
& ASSOCIATESLouisa Lewis-Ward
KPMG BARBADOSPercy Murrell
BIG P. CUSTOMS BROKERS
AND AIR SEA AND LAND
TRANSPORT INC.Laurel Odle
PWC BARBADOSRohan Pennegan
KPMG BARBADOSSheridan A. Reece
CARRINGTON & SEALYThayreesha Singh
LEX CARIBBEANLynthia Skeete
MOUNT GAY DISTILLERIES
LTD./REMY AMERICASHeather Tull
DAVID KING & CO.,
ATTORNEYS-AT-LAWKaye A. Williams
PINEBRIDGE LAWStephen Worme
THE BARBADOS LIGHT AND
POWER COMPANY LTD.**BELARUS**

RUP BELENERGOSETPROEKT

Anastasia Akulich
BOROVTSOV & SALEIAliaksandr Anisovich
PROMAUDITAnastasia Belenkevich
FBK BEL - PKF INTERNATIONALVladimir G. Biruk
CAPITAL GROUPSergei Boiko
MINSK CABLE (ELECTRICAL)
NETWORKDmitry Bokhan
VERKHOVODKO &
PARTNERS LLCKatsiaryna Buraya
SYSOUEV, BONDAR,
KHRAPOUTSKI SBH LAW OFFICEIrina Butko
EGOROV PUGISNKY AFANASIEV
AND PARTNERS (EPA&P)Alexander Buzo
EGOROV PUGISNKY AFANASIEV
AND PARTNERS (EPA&P)Maksim Chernykh
MINSK CABLE (ELECTRICAL)
NETWORKEugenia Chetverikova
PWC BELARUSSergey Chistyakov
STEPANOVSKI, PAPAKUL &
PARTNERS ATTORNEYS-AT-LAWAliaksandr Danilevich
DANILEVICH & VOLOZHNETSTatsiana Fadzeyeva
BNT LEGAL & TAXAliaksei Fidzek
PWC BELARUSValentine Galich
VERDICT LAW OFFICEMaria Golovko
ARZINGER & PARTNERS
INTERNATIONAL LAW FIRMNikolai Gorelik
ARZINGER & PARTNERS
INTERNATIONAL LAW FIRMElena Hmeleva
VERKHOVODKO &
PARTNERS LLCAntonina Ivanova
ANTONINA IVANOVA
LEGAL PRACTICEUlyana Kavalionak
BNT LEGAL & TAXYuriy Kazakevitch
RÖDL & PARTNER, BELARUSDmitry Khalimonchik
SOFTCLUB LLCAlexandre Khrapoutski
SYSOUEV, BONDAR,
KHRAPOUTSKI SBH LAW OFFICESergey Khromov
VERKHOVODKO &
PARTNERS LLCSiarhei Khvastovich
ALTHAUS LTD.Alexander Kirienko
AGENCY OF TURNAROUND
TECHNOLOGIESNina Knyazeva
VERKHOVODKO &
PARTNERS LLCAlexander Kononov
GRANT THORNTONNadezhda Koroleva
SYSOUEV, BONDAR,
KHRAPOUTSKI SBH LAW OFFICEAlexander Korsak
ARZINGER & PARTNERS
INTERNATIONAL LAW FIRMMikhail Y. Kostyukov
ATTORNEY-AT-LAWDmitry Kovalchik
STEPANOVSKI, PAPAKUL &
PARTNERS ATTORNEYS-AT-LAWYuriy Kozikov
BOROVTSOV & SALEIYevgeniya Leonidovna
Kravchenko
AZ CONSULTANTInna Leus
MINISTRY OF JUSTICEYuliya Lishenko
VLASOVA MIKHEL & PARTNERSAlexander Ließem
BNT LEGAL & TAXSergei Makarchuk
CHSH CERHA HEMPEL
SPIEGELFELD HLAWATI BELARUSNatalya Makhaneik
GRANT THORNTONMaksim Maksimov
VERKHOVODKO &
PARTNERS LLCViktor Marinitch
RÖDL & PARTNER, BELARUSElena Mashonskaya
ARZINGER & PARTNERS
INTERNATIONAL LAW FIRMSergey Mashonsky
ARZINGER & PARTNERS
INTERNATIONAL LAW FIRMYuliya Matsiuk
ARZINGER & PARTNERS
INTERNATIONAL LAW FIRMIrina Mazurina
VERDICT LAW OFFICEAleksii Mikhailov
ARZINGER & PARTNERS
INTERNATIONAL LAW FIRMAnna Miritskaya
BNT LEGAL & TAXYulia Mironchik
ARZINGER & PARTNERS
INTERNATIONAL LAW FIRMAleksandr Mironichenko
MINISTRY OF ECONOMYDmitry Montik
LAWYERAndrei Mucha
MINSK CABLE (ELECTRICAL)
NETWORKVitaliy Nasanovich
VERKHOVODKO &
PARTNERS LLCValentina Neizvestnaya
RSM BEL AUDITElena Orda
NATIONAL BANK OF THE
REPUBLIC OF BELARUSVeronika Pavlovskaya
ARZINGER & PARTNERS
INTERNATIONAL LAW FIRMDzina Pinchuk
PWC BELARUSSergey Pinchuk
LAWYERVictor Pleonkin
NATIONAL BANK OF THE
REPUBLIC OF BELARUSVera Poklonskaya
EGOROV PUGISNKY AFANASIEV
AND PARTNERS (EPA&P)Kiril Prihodko
ARZINGER & PARTNERS
INTERNATIONAL LAW FIRMAnna Rusetskaya
EGOROV PUGISNKY AFANASIEV
AND PARTNERS (EPA&P)Olga Rybakovskaya
MINISTRY OF ENERGYIllia Salei
BOROVTSOV & SALEIVassili I. Salei
BOROVTSOV & SALEIElena Sapogo
STEPANOVSKI, PAPAKUL &
PARTNERS ATTORNEYS-AT-LAWLiubov Sergeevna Kulba
GOELLNER SPEDITIONAnna Shalimo
VERKHOVODKO &
PARTNERS LLCKatsiaryna Shmatsina
AMERICAN BAR
ASSOCIATION SECTION OF
INTERNATIONAL LAWYuliya Shuba
BOROVTSOV & SALEIMaksim Slepitch
ARZINGER & PARTNERS
INTERNATIONAL LAW FIRMVitaliy Sorokin
NATIONAL BANK OF THE
REPUBLIC OF BELARUSKlim Stashevsky
ARZINGER & PARTNERS
INTERNATIONAL LAW FIRMAlla Sundukova
MINISTRY OF TAXES
AND DUTIESDmitry Tihno
PWC BELARUSNikita Tolkanitsa
CHSH CERHA HEMPEL
SPIEGELFELD HLAWATI BELARUSElizaveta Trakhalina
ARZINGER & PARTNERS
INTERNATIONAL LAW FIRMNikita Nikolayevich Trosko
VLASOVA MIKHEL & PARTNERSDennis Turovets
EGOROV PUGISNKY AFANASIEV
AND PARTNERS (EPA&P)Alena Usenia
ARZINGER & PARTNERS
INTERNATIONAL LAW FIRMPavel Velishkevich
GRANT THORNTONIrina Veremeichuk
VERKHOVODKO &
PARTNERS LLCIgor Verkhovodko
VERKHOVODKO &
PARTNERS LLCDmitry Viltovsky
ARZINGER & PARTNERS
INTERNATIONAL LAW FIRMEkaterina Zabello
VLASOVA MIKHEL & PARTNERSVadzim Zakreuski
MINISTRY OF ENERGYOlga Zdobnova
VLASOVA MIKHEL & PARTNERSEkaterina Zheltonoga
VERDICT LAW OFFICEMaksim Zhukov
SYSOUEV, BONDAR,
KHRAPOUTSKI SBH LAW OFFICEMaxim Znak
JURZNAK LAW FIRM LLC**BELGIUM**Hubert André-Dumont
MCGUIREWOODS LLPJan Bael
NOTARIAAT 14Herlinde Baert
NOTARIAAT 14Matthias Bastiaen
PWC BELGIUMMichel Bonne
VAN BAELE & BELLISPatrick Boone
PWC BELGIUMHakim Boularbah
LIEDEKERKE WOLTERS
WAELEBROECK KIRKPATRICK,
MEMBER OF LEX MUNDIStan Brijis
NAUTADUTILHSara Cappelle
MONARD LAWMartijn De Meulemeester
PWC BELGIUMKris De Schutter
LOYENS & LOEFFDidier De Vliegheer
NAUTADUTILHEric Dirix
COUR DE CASSATIONCamille Dümm
NATIONAL BANK OF BELGIUMDavid DuPont
ASHURST LLPDanaïa Fol
LOYENS & LOEFFAlex Franchimont
CROWELL & MORING

Alain François
EUBELIUS ATTORNEYS

Liesbet Fransen
FEDERAL PUBLIC
SERVICE FINANCE

Pierre-Yves Gillet
CABINET D'ARCHITECTE

Conny Grenson
EUBELIUS ATTORNEYS

Jean-Luc Hagon
NAUTADUTILH

Cedric Hauben
DLA PIPER UK LLP

Sophie Jacmain
NAUTADUTILH

An Jacobs
LIEDEKERKE WOLTERS
WAELEBROECK KIRKPATRICK,
MEMBER OF LEX MUNDI

Evelien Jamaels
CROWELL & MORING

Stéphanie Kervyn de
Meerendré
DEMINOR SA

Marianne Laruelle

Stephan Legein
FEDERAL PUBLIC
SERVICE FINANCE

Nathalie Locht
MCGUIREWOODS LLP

Catherine Longeval
VAN BAELE & BELLIS

Axel Maeterlinck
SIMONT BRAUN

Allan Magerotte
EUBELIUS ATTORNEYS

Jan Moerkerke
ROYAL FEDERATION OF
MORTGAGE KEEPERS
OF BELGIUM

Pascale Moreau
PWC BELGIUM

Johan Mouraux
DLA PIPER UK LLP

Leo Peeters
PEETERS ADVOCATEN-AVOCATS

Emmanuel Plasschaert
CROWELL & MORING

Johan Poedts
SIBELGA

Aurélien Pollie
NAUTADUTILH

Eric Schmitz
PWC BELGIUM

Kristof Sloomans
DLA PIPER UK LLP

Frédéric Souchon
PWC BELGIUM

Timothy Speelman
MCGUIREWOODS LLP

Bernard Thuysbaert
DEMINOR SA

Bram Van Cauwenberge
NAUTADUTILH

Jan Van Celst
DLA PIPER UK LLP

Gill Van Damme
PWC BELGIUM

Yannick Van Ranst
FEDERAL PUBLIC
SERVICE FINANCE

Bart Van Rossum
B. T.V.

Robert Vermetten
TRANSPORT & PROJECT
LOGISTICS

Ivan Verougstraete
COUR DE CASSATION

Katrien Vorlat
MONARD LAW

Bram Vuylsteke
NOTARY BRAM VUYLSTEKE

Tom Wallyn
PWC BELGIUM

Luc Weyts

Dirk Wouters
WOUTERS, VAN MERODE
& CO. BEDRIJFSREVISOREN
BVBA - MEMBER OF RUSSELL
BEDFORD INTERNATIONAL

Nicola Zenoni
ASHURST LLP

BELIZE

Emil Arguelles
ARGUELLES & COMPANY LLC

Jenny Armstrong
BELIZE COMPANIES AND
CORPORATE AFFAIRS REGISTRY

Andrew Bennett
GLENN D. GODFREY & CO. LLP

Herbert Bradley
HERBERT BRADLEY CUSTOM
HOUSE BROKERS

Christopher Coye
COURTENAY COYE LLP

Ana Maria Espot
STRUKTURE ARCHITECTS

Russell Longworth
CARIBBEAN SHIPPING
AGENCIES LTD.

Fred Lumor
FRED LUMOR & CO.

Tania Moody
BARROW & WILLIAMS

Estevan Perera
ESTEVAN PERERA &
COMPANY LLP

Vanessa Retreage
REYES RETREAGE LLP

Aldo Reyes
REYES RETREAGE LLP

Wilfred Rhaburn
W. RHABURN CONSULTING

Patricia Rodriguez
BELIZE COMPANIES AND
CORPORATE AFFAIRS REGISTRY

Giacomo Sanchez
GRANT THORNTON LLP

Llewelyn Usher
INTERNATIONAL FINANCIAL
SERVICES COMMISSION

Saidi Vaccaro
ARGUELLES & COMPANY LLC

Lisa Zayden
HORWATH BELIZE LLP

BENIN

BCEAO

FIDUCIAIRE CONSEIL ET
ASSISTANCE (FCA)

GUOCE

JOHN W. FOOKS & CO.

Modeste Abiala
BOLLORE TRANSPORT
& LOGISTICS

Abdou Kabir Adoumbou
CABINET MAÎTRE SAKARIYAOU
NOURO-GUIWA

Rodolphe Kadoukpe Akoto
RAFIKOU AGNILA ALABI
CABINET MAÎTRE
RAFIKOU ALABI

Françoise Amoussou
NOUVELLE VISION

Aum Rockas Amoussouvi
CABINET RAFIKOU A. ALABI

Charles Badou
CABINET D'AVOCATS
CHARLES BADOU

Ferdinand Bokossa Yaou
ENGINEER

Is-Dine Bouraima
AGENCE DE PROMOTION DES
INVESTISSEMENTS ET DES
EXPORTATIONS (APIEX)

Sètonji Pierre Codjia
CABINET D'AVOCATS
CHARLES BADOU

Bonaventure Dansou
AFRICA HANDLING
AND LOGISTICS

Michel Degbo
SOCIÉTÉ BÉNINOISE
D'ÉNERGIE ÉLECTRIQUE

Nadine Dossou Sakponou
CABINET ROBERT M. DOSSOU

Rodrigue Dossou-Togbe

Djakaridja Fofana
PWC CÔTE D'IVOIRE

Nadege Honvo

Narcisse Justin Soglo
ORDRE NATIONAL DES
ARCHITECTES ET URBANISTES

Noel Kelembho
SDV LOGISTICS

William Kodjoh-Kpakpassou
TRIBUNAL DE PREMIÈRE
INSTANCE DE ABOMEY CALAVI

Monique Kothofa Faihun
ETUDE MAÎTRE
KOTHOFA FAIHUN

Victorien D. Kougblenou
AGENCE NATIONALE
DU DOMAINE ET DU
FONCIER (ANDF)

Alain René Kpetehoto
CABINET ARTECH

Sakariyau Nourou-Guiwa
CABINET MAÎTRE SAKARIYAOU
NOURO-GUIWA

Arouna Oloulade
SOCIÉTÉ BÉNINOISE
D'ÉNERGIE ÉLECTRIQUE

Claude Olympio
MINISTÈRE DE LA JUSTICE
ET DE LA LEGISLATION

Jules Pofagi

Alexandrine Falilatou
Saizonou-Bedie
CABINET D'AVOCATS
ALEXANDRINE F.
SAIZONOU-BEDIE

Olagnika Salam
OFFICE NOTARIAL
OLAGNIKA SALAM

Alidou Sare
AGENCE NATIONALE
DU DOMAINE ET DU
FONCIER (ANDF)

Hermann Senou
ENTREPRISE GÉNÉRALE DE
CONSTRUCTION MACKHO

Agbodjan Serge Prince
LAWYER

Yessoufou Tanda
MINISTÈRE DU CADRE DE VIE ET
DU DÉVELOPPEMENT DURABLE

Jean-Bosco Todjinou
ECOPLAN SARL

Gilles Togan
MAERSK BENIN SA

Augustin Fatondji Tonan
PORT AUTONOME
DE COTONOU

Benoît Wandji
AGENCE NATIONALE
DU DOMAINE ET DU
FONCIER (ANDF)

Adjété Fabrice O. Wilson
CABINET MAÎTRE
RAFIKOU ALABI

Hermann Senou
ENTREPRISE GÉNÉRALE DE
CONSTRUCTION MACKHO

Agbodjan Serge Prince
LAWYER

Yessoufou Tanda
MINISTÈRE DU CADRE DE VIE ET
DU DÉVELOPPEMENT DURABLE

Jean-Bosco Todjinou
ECOPLAN SARL

Gilles Togan
MAERSK BENIN SA

Augustin Fatondji Tonan
PORT AUTONOME
DE COTONOU

Benoît Wandji
AGENCE NATIONALE
DU DOMAINE ET DU
FONCIER (ANDF)

Adjété Fabrice O. Wilson
CABINET MAÎTRE
RAFIKOU ALABI

Adjété Fabrice O. Wilson
CABINET MAÎTRE
RAFIKOU ALABI

Adjété Fabrice O. Wilson
CABINET MAÎTRE
RAFIKOU ALABI

Adjété Fabrice O. Wilson
CABINET MAÎTRE
RAFIKOU ALABI

Adjété Fabrice O. Wilson
CABINET MAÎTRE
RAFIKOU ALABI

Adjété Fabrice O. Wilson
CABINET MAÎTRE
RAFIKOU ALABI

Adjété Fabrice O. Wilson
CABINET MAÎTRE
RAFIKOU ALABI

Adjété Fabrice O. Wilson
CABINET MAÎTRE
RAFIKOU ALABI

Adjété Fabrice O. Wilson
CABINET MAÎTRE
RAFIKOU ALABI

Adjété Fabrice O. Wilson
CABINET MAÎTRE
RAFIKOU ALABI

Adjété Fabrice O. Wilson
CABINET MAÎTRE
RAFIKOU ALABI

Adjété Fabrice O. Wilson
CABINET MAÎTRE
RAFIKOU ALABI

Adjété Fabrice O. Wilson
CABINET MAÎTRE
RAFIKOU ALABI

Adjété Fabrice O. Wilson
CABINET MAÎTRE
RAFIKOU ALABI

Adjété Fabrice O. Wilson
CABINET MAÎTRE
RAFIKOU ALABI

Adjété Fabrice O. Wilson
CABINET MAÎTRE
RAFIKOU ALABI

Adjété Fabrice O. Wilson
CABINET MAÎTRE
RAFIKOU ALABI

Adjété Fabrice O. Wilson
CABINET MAÎTRE
RAFIKOU ALABI

Adjété Fabrice O. Wilson
CABINET MAÎTRE
RAFIKOU ALABI

Adjété Fabrice O. Wilson
CABINET MAÎTRE
RAFIKOU ALABI

Adjété Fabrice O. Wilson
CABINET MAÎTRE
RAFIKOU ALABI

Adjété Fabrice O. Wilson
CABINET MAÎTRE
RAFIKOU ALABI

Adjété Fabrice O. Wilson
CABINET MAÎTRE
RAFIKOU ALABI

Adjété Fabrice O. Wilson
CABINET MAÎTRE
RAFIKOU ALABI

Adjété Fabrice O. Wilson
CABINET MAÎTRE
RAFIKOU ALABI

Adjété Fabrice O. Wilson
CABINET MAÎTRE
RAFIKOU ALABI

Adjété Fabrice O. Wilson
CABINET MAÎTRE
RAFIKOU ALABI

Adjété Fabrice O. Wilson
CABINET MAÎTRE
RAFIKOU ALABI

Karma Yeshey
MINISTRY OF
ECONOMIC AFFAIRS

BOLIVIA

PWC BOLIVIA

Fernando Aguirre
BUFETE AGUIRRE SOC. CIV.

Ignacio Aguirre
BUFETE AGUIRRE SOC. CIV.

Carolina Aguirre Urioste
BUFETE AGUIRRE SOC. CIV.

René Alcázar
AUTORIDAD DE SUPERVISIÓN
DEL SISTEMA FINANCIERO

Richard César Alcócer Garnica
AUTORIDAD DE FISCALIZACIÓN
Y CONTROL SOCIAL DE
ELECTRICIDAD (AE)

Daniela Aragonés Cortez
SANJINÉS &
ASOCIADOS - ABOGADOS

Geovanni Armaza R.
A. R. LOGISTICS BOLIVIA

Johnny Arteaga Chavez
DIRECCIÓN GENERAL DE
TIERRAS DE SANTA CRUZ

Pedro Asturizaga
AUTORIDAD DE SUPERVISIÓN
DEL SISTEMA FINANCIERO

Sergio Avendaño
RIGOBERTO PAREDES
& ASOCIATES

Rigoberto Paredes Ayllón
RIGOBERTO PAREDES
& ASOCIATES

Leonardo Azurduey Saunero
QUINTANILLA, SORIA &
NISHIZAWA SOC. CIV.

Andrea Bollmann-Duarte
SALAZAR SALAZAR
& ASOCIADOS

Walter B. Calla Cardenas
COLEGIO DEPARTAMENTAL
DE ARQUITECTOS DE LA PAZ

Grisett Carrasco Guerra
C.R. & F. ROJAS ABOGADOS,
MEMBER OF LEX MUNDI

Asdrúbal Columba Jofre
AC CONSULTORES LEGALES

Carla De la Barra
RIGOBERTO PAREDES
& ASOCIATES

Sergio Delgadillo
BOLIVIAN BANK LAWYER

Jose Diaz
DM CONSULTORES LEGALES

Cynthia Diaz Quevedo
FERRERRE ATTORNEYS

Jose Luis Diaz Romero
SERVICIOS GENERALES
EN ELECTRICIDAD Y
CONSTRUCCIÓN (SGEC)

Alejandra Guevara
GUEVARA & GUTIÉRREZ SC

Sergio Gutierrez
GUTIERREZ CONSTRUCCION
Y MATERIALES

Jorge Herrera
DM CONSULTORES LEGALES

Juan Carlos Ibañez Pereyra
GLOBAL LINES - FREIGHT
AND CARGO SRL

Jorge Luis Inchauste
GUEVARA & GUTIÉRREZ SC

Jaime M. Jiménez Alvarez
COLEGIO DE INGENIEROS
ELECTRICISTAS Y
ELECTRÓNICOS LA PAZ

Rodrigo Jiménez-Cusicanqui
SALAZAR SALAZAR
& ASOCIADOS

Paola Justiniano Arias
SANJINÉS &
ASOCIADOS - ABOGADOS

Fernando Krutzfeldt
Monasterio
VON BORRIES BLANCO
ESTUDIO DE ABOGADOS

Omar Martínez Velasquez
AUTORIDAD DE FISCALIZACIÓN
Y CONTROL SOCIAL DE
ELECTRICIDAD (AE)

Alejandra Bernal Mercado
C.R. & F. ROJAS ABOGADOS,
MEMBER OF LEX MUNDI

Rubi Mondaca
AUTORIDAD DE SUPERVISIÓN
DEL SISTEMA FINANCIERO

Ariel Morales Vasquez
C.R. & F. ROJAS ABOGADOS,
MEMBER OF LEX MUNDI

Ramiro Moreno
MORENO BALDIVIESO
ESTUDIO DE ABOGADOS

Ana Carola Muñoz Añez
INDACOCHEA & ASOCIADOS

Mirko Olmos
C.R. & F. ROJAS ABOGADOS,
MEMBER OF LEX MUNDI

David Pando
AUTORIDAD DE SUPERVISIÓN
DEL SISTEMA FINANCIERO

Carlos Pinto
FERRERE ATTORNEYS

Rocio Plata
RIGOBERTO PAREDES
& ASSOCIATES

Oscar Antonio Plaza Ponte
Sosa
BURO DE INFORMACIÓN
INFOCENTER SA

Guillermo Pou Munt
CEAS SRL

Ilda Raga Prado
SOCIEDAD DE INGENIEROS
DE BOLIVIA

Joaquín Rodríguez
AUTORIDAD DE FISCALIZACIÓN
Y CONTROL SOCIAL DE
ELECTRICIDAD (AE)

Patricio Rojas
C.R. & F. ROJAS ABOGADOS,
MEMBER OF LEX MUNDI

Mariela Rojas Mendieta
BURO DE INFORMACIÓN
INFOCENTER SA

Sergio Salazar-Arce
SALAZAR SALAZAR
& ASOCIADOS

Sergio Salazar-Machicado
SALAZAR SALAZAR
& ASOCIADOS

Sandra Salinas
C.R. & F. ROJAS ABOGADOS,
MEMBER OF LEX MUNDI

Raúl Sanjinés Elizagoyen
SANJINÉS &
ASOCIADOS - ABOGADOS

Carla Saracho
WBC ABOGADOS SRL

Jorge N. Serrate
WÜRTH BEDOYA COSTA
DU RELS ABOGADOS

Diego Tamayo
WÜRTH BEDOYA COSTA
DU RELS ABOGADOS

A. Mauricio Torrico Galindo
QUINTANILLA, SORIA &
NISHIZAWA SOC. CIV.

Ramiro Velasco
COLEGIO DE INGENIEROS
ELECTRICISTAS Y
ELECTRÓNICOS LA PAZ

BOSNIA AND HERZEGOVINA

Jasmin Bešo
FERK (REGULATORY
COMMISSION FOR ENERGY IN
THE FEDERATION OF BOSNIA
AND HERZEGOVINA)

Dario Bišćević
DB SCHENKER

Bojana Bošnjak-London
MARIĆ & CO. LAW FIRM

Mubera Brkovic
PWC BOSNIA AND
HERZEGOVINA

Zlatko Čengić
UNIONINVEST D.D.

Mia Delić
SPAHO LAW OFFICE

Slaven Dizdar
MARIĆ & CO. LAW FIRM

Višnja Dizdarević
MARIĆ & CO. LAW FIRM

Amina Dugum

Feda Dupovac
ADVOKATSKO DRUŠTVO
SPAHO D.O.O. SARAJEVO

Dina Grebo
CHAMBER OF COMMERCE
OF CANTON SARAJEVO

Arijana Hadžiahmetović-Softić
MARIĆ & CO. LAW FIRM

Kemal Hadžimusic
CHAMBER OF COMMERCE
OF CANTON SARAJEVO

Vedran Hadžimustafić
WOLF THEISS D.O.O. SARAJEVO

Nermina Hadžiosmanovich
PWC BOSNIA AND
HERZEGOVINA

Samra Hadžović
LAW OFFICE HADŽOVIC
IN ASSOCIATION WITH
WOLF THEISS

Zijad Hasović
KOMORA REVIZORA FBiH

Amir Husić
LAGERMAX AED BOSNA I
HERZEGOWINA D.O.O.

Nusmir Huskić
HUSKIC LAW OFFICE

Emir Ibisevic
DELOITTE ADVISORY
SERVICES D.O.O.

Arela Jusufbasić-Goloman
LAWYERS' OFFICE TKALCIC-
DULIC, PREBANIC, RIZVIC &
JUSUFBASIC-GOLOMAN

Harun Kahvedžić
PUBLIC EMPLOYMENT OFFICE
OF ZENICA-DOBOJ CANTON
AND UNIVERSITY IN ZENICA

Nedžada Kapidžić
NOTARY

Salko Kruho
DB SCHENKER

Sejda Kruščica-Fejzić
JP ELEKTROPRIVREDA
BIH PODRUŽNICA
ELEKTRODISTRIBUCIJA
SARAJEVO

Emil Kučković
LRC CREDIT BUREAU

Muamer Mahmutovic
CHAMBER OF COMMERCE
OF CANTON SARAJEVO

Nebojsa Makaric
ATTORNEY-AT-LAW
OFFICE LAWYERS
RUZICA TOPIC, NEBOJSA
MAKARIC, SASA TOPIC

Branko Marić
MARIĆ & CO. LAW FIRM

Mejrima Memić-Drino
PUBLIC EMPLOYMENT OFFICE
OF ZENICA-DOBOJ CANTON

Emir Naimkadić
JP ELEKTROPRIVREDA
BIH PODRUŽNICA
ELEKTRODISTRIBUCIJA
SARAJEVO

Indir Osmic
CMS REICH-ROHRWIG
HAINZ D.O.O.

Aida Plivac
PWC BOSNIA AND
HERZEGOVINA

Lejla Popara

Olodar Prebanić
LAWYERS' OFFICE TKALCIC-
DULIC, PREBANIC, RIZVIC &
JUSUFBASIC-GOLOMAN

Đorđe Racković
CENTRAL BANK OF BOSNIA
AND HERZEGOVINA

Sanja Saf
UNIONINVEST D.D.

Hasib Salkić
JUMP LOGISTICS D.O.O.

Lana Sarajlic

Arjana Selimić
JP ELEKTROPRIVREDA
BIH PODRUŽNICA
ELEKTRODISTRIBUCIJA
SARAJEVO

Nihad Sijerčić
KN KARANOVIĆ & NIKOLIĆ

Emir Spaho
ADVOKATSKO DRUŠTVO
SPAHO D.O.O. SARAJEVO

Mehmed Spaho
ADVOKATSKO DRUŠTVO
SPAHO D.O.O. SARAJEVO

Selma Spaho
ADVOKATSKO DRUŠTVO
SPAHO D.O.O. SARAJEVO

Mile Srdanović
FERK (REGULATORY
COMMISSION FOR ENERGY IN
THE FEDERATION OF BOSNIA
AND HERZEGOVINA)

Bojana Tkalčić-Djulić
LAWYERS' OFFICE TKALCIC-
DULIC, PREBANIC, RIZVIC &
JUSUFBASIC-GOLOMAN

Sasa Topic
ATTORNEY-AT-LAW
OFFICE LAWYERS
RUZICA TOPIC, NEBOJSA
MAKARIC, SASA TOPIC

Ružica Topić
ATTORNEY-AT-LAW
OFFICE LAWYERS
RUZICA TOPIC, NEBOJSA
MAKARIC, SASA TOPIC

Edin Zametica
DERK (STATE ELECTRICITY
REGULATORY COMMISSION)

BOTSWANA

Jeffrey Bookbinder
BOOKBINDER BUSINESS LAW

Andrew Chifedi
ANDREWS REMOVAL
& FREIGHT

One Damane
MODIMO & ASSOCIATES

Nigel Dixon-Warren
KPMG

Candice Dubane
COLLINS NEWMAN & CO.

Lesego Gabasiane
COLLINS NEWMAN & CO.

Vasie Hager
PWC BOTSWANA

Julius Mwaniki Kanja
CHIBANDA,
MAKGALEMELE & CO.

We-Bathu Kwele
CHIBANDA,
MAKGALEMELE & CO.

Naledi Leepile
PWC BOTSWANA

Fidellis Lekhao
BOTSWANA UNIFIED
REVENUE SERVICE (BURS)

Queen Letshabo
RAHIM KHAN & COMPANY

City Mafa
TECTURA INTERNATIONAL
BOTSWANA

Mercia Bonzo Makgalemele
CHIBANDA,
MAKGALEMELE & CO.

Kgaotsang Matthews
MORIBAME MATTHEWS

Kusigani Mbambo
BOOKBINDER BUSINESS LAW

Finola McMahon
OSEI-OFEI SWABI & CO.

Ntandoyakhe Mhlanga
RAHIM KHAN & COMPANY

Gaselabothle Mmolawa
BRANDBUCKET
INVESTMENT PTY. LTD.

Peo Malaika Mmopi
BOOKBINDER BUSINESS LAW

Abel Walter Modimo
MODIMO & ASSOCIATES

Doreen Moeletsi
BOTSWANA UNIFIED
REVENUE SERVICE (BURS)

Tiroeane Mojatle
BRANDBUCKET
INVESTMENT PTY. LTD.

Khumo Morupisi
KUA MOSI ENTERPRISES
PTY. LTD.

Johannes Mosanawe
MINISTRY OF LABOUR
AND HOME AFFAIRS

Petros Mosholombe
BOTSWANA POWER
CORPORATION

Bone Motau
COLLINS NEWMAN & CO.

Mmatshipi Motsepe
MANICA AFRICA PTY. LTD.

Robert Mpabanga
TRANSUNION BOTSWANA
(PTY) LTD.

Walter Mushi
COLLINS NEWMAN & CO.

Olebile Daphney Muzila
BOOKBINDER BUSINESS LAW

Gasepale Nametso
SLIGHT SHIFT PTY. LTD.

Rajesh Narasimhan
GRANT THORNTON LLP

Kwadwo Osei-Ofei
OSEI-OFEI SWABI & CO.

Onalenna Otladisa Diloru
BOOKBINDER BUSINESS LAW

Rory Peynado
GABORONE CITY COUNCIL

Fred Phiri
DALGUESH LINDSAY
GROUP ARCHITECTS

Karen Phiri
ARMSTRONGS ATTORNEYS

Butler Phirie
PWC BOTSWANA

Joanne Robinson
OSEI-OFEI SWABI & CO.

Piyush Sharma
PIYUSH SHARMA ATTORNEYS

Moemedi J. Tafa
ARMSTRONGS ATTORNEYS

Girlie Tobedza
CHIBANDA,
MAKGALEMELE & CO.

Nilusha Weeraratne
PWC BOTSWANA

Nilusha Weeraratne
PWC BOTSWANA

BRAZIL

Maya Abraham Tavares
Verzola
SOUZA, CESCON, BARRIEU
& FLESCH ADVOGADOS

Eduardo Abrantes
SOUZA, CESCON, BARRIEU
& FLESCH ADVOGADOS

Marina Agueda
DE LUCA, DERENUSSON,
SCHUTTOFF & AZEVEDO
ADVOGADOS

Antônio Aires
DEMAREST ADVOGADOS

Luiz Albieri
ALBIERI E ASSOCIADOS

Maria Lúcia Almeida
Prado e Silva
DEMAREST ADVOGADOS

Leila Alves
DE LUCA, DERENUSSON,
SCHUTTOFF & AZEVEDO
ADVOGADOS

Franklin Alves de Oliveira
Gomes Filho
LOBO & DE RIZZO
ADVOGADOS

Ivana Amorim de Coelho
Bomfim
MACHADO, MEYER, SENDACZ
& OPICE ADVOGADOS

Gabriel Araujo
OLIVERIO DAL FABBRO
ADVOGADOS

Gianvito Ardito
PINHEIRO NETO ADVOGADOS

Amanda Arêas
SOUZA, CESCUN, BARRIEU
& FLESCH ADVOGADOS

Luiza Arjona
SOUZA, CESCUN, BARRIEU
& FLESCH ADVOGADOS

Ticiane Ayala
CHEDIAK, LOPES DA
COSTA, CRISTOFARO,
MENEZES CÔRTEZ, RENNÓ
E ARAGÃO ADVOGADOS

Matheus Azevedo Bastos de
Oliveira
DEMAREST ADVOGADOS

Josef Azulay
BARBOSA, MÜSSNICH &
ARAGÃO ADVOGADOS

Aldo Azullini
GRUPO BECHTRANS

Bruno Balduccini
PINHEIRO NETO ADVOGADOS

Rafael Baptista Baleroni
SOUZA, CESCUN, BARRIEU
& FLESCH ADVOGADOS

Rodrigo Baraldi dos Santos
BARALDI ADVOCACIA
EMPRESARIAL

Sarah Barbassa
SOUZA, CESCUN, BARRIEU
& FLESCH ADVOGADOS

Priscyla Barbosa
VEIRANO ADVOGADOS

Matheus Barcelos
BARBOSA, MÜSSNICH &
ARAGÃO ADVOGADOS

Sergio Basso
AES ELETROPOL

Fernanda Bastos
SOUZA, CESCUN, BARRIEU
& FLESCH ADVOGADOS

Leonardo Bastos Carvalho
LETECH ENGENHARIA

Júlio Henrique Batista
GUERRA E BATISTA
ADVOGADOS

Roberto Bekierman
FRAGA, BEKIERMAN E
CRISTIANO ADVOGADOS

Gilberto Belleza
BELLEZA & BATALHA C.
DO LAGO ARQUITETOS
ASSOCIADOS

Marcello Bernardes
PINHEIRO NETO ADVOGADOS

Leonardo Bertolazzi
BRAGA NASCIMENTO
E ZILIO LAW FIRM

Camila Biral Vieira
da Cunha Martins
DEMAREST ADVOGADOS

Rodrigo Bittencourt
ULHÔA CANTO, REZENDE
E GUERRA-ADVOGADOS

Alexander Blanco de Oliveira
WORLD LINE FREIGHT
FORWARDER LTDA

Amir Bocayuva Cunha
BARBOSA, MÜSSNICH &
ARAGÃO ADVOGADOS

Mellina Bortoli Caliman
PINHEIRO NETO ADVOGADOS

Carlos David Albuquerque
Braga
SOUZA, CESCUN, BARRIEU
& FLESCH ADVOGADOS

Diana Braga Nascimento
Toscani
BRAGA NASCIMENTO
E ZILIO LAW FIRM

Leonardo Brandao
EY SERVIÇOS TRIBUTÁRIOS SS

Natalia Brasil Correa da Silva

Sergio Bronstein
VEIRANO ADVOGADOS

João Henrique Brum
DOMINGES E. PINHO
CONTADORES

Marcus Brumano
DEMAREST ADVOGADOS

Cristina de Freitas Bueno
SOUZA, CESCUN, BARRIEU
& FLESCH ADVOGADOS

Fernanda Ferreira
Bastos Buhatem
SOUZA, CESCUN, BARRIEU
& FLESCH ADVOGADOS

Frederico Buosi
VELLA PUGLIESE
BUOSI GUIDONI

Luiz Guilherme Camargo
SOUZA, CESCUN, BARRIEU
& FLESCH ADVOGADOS

Paulo Campana
FELSBERG ADVOGADOS

Raissa Campelo
PINHEIRO NETO ADVOGADOS

Renato Canizares
DEMAREST ADVOGADOS

Angela Carvalho
SOUZA, CESCUN, BARRIEU
& FLESCH ADVOGADOS

Angela Pedreira de Freitas
Joaquim de Carvalho
SOUZA, CESCUN, BARRIEU
& FLESCH ADVOGADOS

David Carvalho
KRAFT ADVOGADOS
ASSOCIADOS

Érika Carvalho
SOUZA, CESCUN, BARRIEU
& FLESCH ADVOGADOS

Thiago Carvalho Stob
NORONHA ADVOGADOS

Ramon Castilho
SOUZA, CESCUN, BARRIEU
& FLESCH ADVOGADOS

Roberto Castro
MACHADO, MEYER, SENDACZ
E OPICE ADVOGADOS

Fernanda Cirne
Montorfano Gibson
SOUZA, CESCUN, BARRIEU
& FLESCH ADVOGADOS

Ricardo E. Vieira Coelho
PINHEIRO NETO ADVOGADOS

Roberta Coelho de Souza
Batalha
DEMAREST ADVOGADOS

Vivian Coelho
dos Santos Breder
ULHÔA CANTO, REZENDE
E GUERRA-ADVOGADOS

Caroline Cordeiro
COSTA E TAVARES PAES
SOCIEDADE DE ADVOGADOS

Luiz Felipe Cordeiro
CHEDIAK, LOPES DA
COSTA, CRISTOFARO,
MENEZES CÔRTEZ, RENNÓ
E ARAGÃO ADVOGADOS

Marcel Cordeiro
PWC BRAZIL

Pedro Costa
BARBOSA, MÜSSNICH &
ARAGÃO ADVOGADOS

Bruno Henrique Coutinho de
Aguar
RAYES & FAGUNDES
ADVOGADOS

Maria Cibele Crepaldi Affonso
dos Santos
COSTA E TAVARES PAES
SOCIEDADE DE ADVOGADOS

Marcelo Leonardo Cristiano
FRAGA, BEKIERMAN E
CRISTIANO ADVOGADOS

Camilla Cunha
BARBOSA, MÜSSNICH &
ARAGÃO ADVOGADOS

Gabriel da Câmara de Queiroz
DEMAREST ADVOGADOS

Carlos da Costa e Silva Filho
VIEIRA, REZENDE, BARBOSA
E GUERREIRO ADVOGADOS

Pedro da Cunha e Silva de
Carvalho
VELLA PUGLIESE
BUOSI GUIDONI

Adriana Daiuto
DEMAREST ADVOGADOS

João Luis Ribeiro de Almeida
DEMAREST ADVOGADOS

Ana Beatriz de Almeida Lobo
VEIRANO ADVOGADOS

Fernando Amaral
de Almeida Prado
SINERCONSULT

Fabiola Meira
de Almeida Santos
BRAGA NASCIMENTO
E ZILIO LAW FIRM

João Victor de Barros
VEIRANO ADVOGADOS

Rodrigo de Castro
VEIRANO ADVOGADOS

Rafael De Conti
DE CONTI LAW OFFICE

Otavio Augusto De Farias
Carratu
GUERRA E BATISTA
ADVOGADOS

João Claudio De Luca Junior
DE LUCA, DERENUSSON,
SCHUTTOFF E AZEVEDO
ADVOGADOS

Beatriz Gross Bueno de
Moraes Gomes de Sá
DE VIVO, WHITAKER E
CASTRO ADVOGADOS

Daniela de Pontes Andrade
LOBO & DE RIZZO
ADVOGADOS

Gabriela Dell Agnolo de
Carvalho
ZEIGLER E MENDONÇA DE
BARROS SOCIEDADE DE
ADVOGADOS (ZMB)

Nádia Demoliner Lacerda
da Silva
MUNDIE E ADVOGADOS

Eduardo Depassier
LOESER E PORTELA
ADVOGADOS

Claudia Derenusson Riedel
DE LUCA, DERENUSSON,
SCHUTTOFF E AZEVEDO
ADVOGADOS

Heloisa Bonciani Nader
di Cunto
DUARTE GARCIA,
CASELLI GUIMARÃES E
TERRA ADVOGADOS

Cristiano Dias
COSTA E TAVARES PAES
SOCIEDADE DE ADVOGADOS

Wagner Douglas Dockhorn
COPREVI ADVOCACIA
PREVIDENCIÁRIA

José Ricardo dos Santos
Luz Júnior
BRAGA NASCIMENTO
E ZILIO LAW FIRM

Rodrigo Duarte
VEIRANO ADVOGADOS

Brigida Melo e Cruz
Gama Filho
PINHEIRO NETO ADVOGADOS

Marcelo Elias
PINHEIRO GUIMARÃES
ADVOGADOS

Bruna Esch
BARBOSA, MÜSSNICH &
ARAGÃO ADVOGADOS

Renata Espinola Gomes
EY SERVIÇOS TRIBUTÁRIOS SS

João Paulo F.A. Fagundes
RAYES & FAGUNDES
ADVOGADOS

Fabio Falkenburger
MACHADO, MEYER, SENDACZ
E OPICE ADVOGADOS

Vanessa Felício
VEIRANO ADVOGADOS

Thomas Benes Felsberg
FELSBERG ADVOGADOS

Josney Ferraz
UNITS AUDITORES
INDEPENDENTES

João Guilherme Ferreira
NORONHA ADVOGADOS

Marília Ferreira de Miranda
TABELIÁ DE NOTAS E PROTESTO
DE SANTA BRANCA/SP

Gabriella Ferreira
do Nascimento

Renata Fialho
VEIRANO ADVOGADOS

Wesley Figueira
RUSSELL BEDFORD
INTERNATIONAL

Guilherme Filardi
DE LUCA, DERENUSSON,
SCHUTTOFF E AZEVEDO
ADVOGADOS

Nadio Filho
SMX LOGISTICS

Rodolpho Finimundi
BRAGA NASCIMENTO
E ZILIO LAW FIRM

Leandro Amorim C. Fonseca
COSTA E TAVARES PAES
SOCIEDADE DE ADVOGADOS

Alessandra Fonseca de Moraes
PINHEIRO NETO ADVOGADOS

Julian Fonseca Peña Chediak
CHEDIAK, LOPES DA
COSTA, CRISTOFARO,
MENEZES CÔRTEZ, RENNÓ
E ARAGÃO ADVOGADOS

Luiz Carlos Fraga
FRAGA, BEKIERMAN E
CRISTIANO ADVOGADOS

Jessica Frisch Rozes Kimelblat
SOUZA, CESCUN, BARRIEU
& FLESCH ADVOGADOS

Everton Gabriel Monezzi
BRAGA NASCIMENTO
E ZILIO LAW FIRM

Rafael Gagliardi
DEMAREST ADVOGADOS

Rodrigo Garcia da Fonseca
FONSECA E SALLES LIMA
ADVOGADOS ASSOCIADOS

Rafaella Gentil Gervard
CHEDIAK, LOPES DA
COSTA, CRISTOFARO,
MENEZES CÔRTEZ, RENNÓ
E ARAGÃO ADVOGADOS

Luis Filipe Gentil Pedro
MACHADO, MEYER, SENDACZ
E OPICE ADVOGADOS

Murilo Germiniani
MACHADO, MEYER, SENDACZ
E OPICE ADVOGADOS

Daniel Giacomini
BRAGA NASCIMENTO
E ZILIO LAW FIRM

Deborah Christina Giacomini
SOUZA, CESCUN, BARRIEU
& FLESCH ADVOGADOS

Luiz Marcelo Góis
BARBOSA, MÜSSNICH &
ARAGÃO ADVOGADOS

Rodrigo Gomes Maia
NORONHA ADVOGADOS

Diógenes Gonçalves
PINHEIRO NETO ADVOGADOS

Renata Gonçalves
HALLIBURTON PRODUTOS LTDA

Jean Stnio Gonçalves Feitosa
BRL GLOBAL LOGISTICS

Maria Eduarda Goston
Tisi Ferraz
MACHADO, MEYER, SENDACZ
E OPICE ADVOGADOS

Eduardo Ferraz Guerra
GUERRA E BATISTA
ADVOGADOS

Marco Guerra
KÖNIG DO BRASIL CARGA
INTERNACIONAL LTDA

Raphael Guerra
KÖNIG DO BRASIL CARGA
INTERNACIONAL LTDA

Antônio Carlos Guidoni Filho
VELLA PUGLIESE
BUOSI GUIDONI

Bruno Habib Negreiros
Barbosa
VEIRANO ADVOGADOS

Enrique Hadad
LOESER E PORTELA
ADVOGADOS

Felipe Hanszmann
VIEIRA, REZENDE, BARBOSA
E GUERREIRO ADVOGADOS

Carlos Augusto
Leite Junqueira
SOUZA, CESCUN, BARRIEU
& FLESCH ADVOGADOS

Flavio Kelner
RAF ARQUITETURA E
PLANEJAMENTO LTDA

Breno Kingma
VIEIRA, REZENDE, BARBOSA
E GUERREIRO ADVOGADOS

Dan Kraft
KRAFT ADVOGADOS
ASSOCIADOS

Gabriela Kriek
SOUZA, CESCON, BARRIEU
& FLESCH ADVOGADOS

Laila Kurati
SERASA SA

Sergio André Laclau
VEIRANO ADVOGADOS

José Paulo Lago Alves
Pequeno
NORONHA ADVOGADOS

Daniel Lago Rodrigues
REGISTRO DE IMÓVEIS DE
TABOÃO DA SERRA

Alessandro Lambiasi
DE CONTI LAW OFFICE

Thomás Lampster
PINHEIRO NETO ADVOGADOS

José Augusto Leal
CASTRO, BARROS, SOBRAL,
GOMES ADVOGADOS

André Leão
COSTA E TAVARES PAES
SOCIEDADE DE ADVOGADOS

Alexandre Leite Ribeiro do
Valle
VM&L SOCIEDADE
DE ADVOGADOS

Charles Lenzi
AES ELETROPAULO

Karina Lerner
BARBOSA, MÜSSNICH &
ARAGÃO ADVOGADOS

Rafael Lins e Silva Nascimento
COSTA E TAVARES PAES
SOCIEDADE DE ADVOGADOS

Guilherme Lippel
SOUZA, CESCON, BARRIEU
& FLESCH ADVOGADOS

Maury Lobo de Athayde
CHAVES, GELMAN, MACHADO,
GILBERTO E BARBOZA

Odilon Lopes
UNITS AUDITORES
INDEPENDENTES

Tiago Lopes
SOUZA, CESCON, BARRIEU
& FLESCH ADVOGADOS

Leticia Lucas
BARALDI ADVOCACIA
EMPRESARIAL

Zora Lyra
VIEIRA, REZENDE, BARBOSA
E GUERREIRO ADVOGADOS

Marina Maccabelli
DEMAREST ADVOGADOS

Thiago Machado
SOUZA, CESCON, BARRIEU
& FLESCH ADVOGADOS

Pedro Maciel
LEFOSSE ADVOGADOS

Lucilena Madaleno
EY SERVIÇOS TRIBUTÁRIOS SS

Renato G.R. Maggio
MACHADO, MEYER, SENDACZ
E OPICE ADVOGADOS

José Guilherme do
Nascimento Malheiro
SOUZA, CESCON, BARRIEU
& FLESCH ADVOGADOS

Estêvão Mallet
MALLET E ADVOGADOS
ASSOCIADOS

Glauia Mara Coelho
MACHADO, MEYER, SENDACZ
E OPICE ADVOGADOS

Johnatan Maranhao
PINHEIRO NETO ADVOGADOS

Manuel Marinho
PWC BRAZIL

Deborah Marques
SOUZA, CESCON, BARRIEU
& FLESCH ADVOGADOS

Ana Marra
EY SERVIÇOS TRIBUTÁRIOS SS

Stefania Martignago
DE LUCA, DERENUSSON,
SCHUTTOFF E AZEVEDO
ADVOGADOS

Aldo Martinez
SOUZA, CESCON, BARRIEU
& FLESCH ADVOGADOS

Larissa Martins
NORONHA ADVOGADOS

Vinicius Martins
SOUZA, CESCON, BARRIEU
& FLESCH ADVOGADOS

Renata Martins de Oliveira
MACHADO, MEYER, SENDACZ
E OPICE ADVOGADOS

Roberta R. Matheus
LEFOSSE ADVOGADOS

Gisela Mation
MACHADO, MEYER, SENDACZ
E OPICE ADVOGADOS

Eduardo Augusto Mattar
PINHEIRO GUIMARÃES
ADVOGADOS

Gustavo Mattos
VELLA PUGLIESE
BUOSI GUIDONI

Marcelo Mattos
VEIRANO ADVOGADOS

Thiago Medaglia
FELSBERG ADVOGADOS

Davi Medina Vilela
VIEIRA, REZENDE, BARBOSA
E GUERREIRO ADVOGADOS

Aloysio Meirelles de Miranda
ULHÔA CANTO, REZENDE
E GUERRA-ADVOGADOS

Adilom Melo
PWC BRAZIL

Adriano Mendes
ASSIS E MENDES ADVOGADOS

Camila Mendes
Vianna Cardoso
KINCAID | MENDES
VIANNA ADVOGADOS

Marianne Mendes Webber

Marina Meyer
DE LUCA, DERENUSSON,
SCHUTTOFF E AZEVEDO
ADVOGADOS

Mônica Missaka
NORONHA ADVOGADOS

Aline Moraes
NORONHA ADVOGADOS

Lycia Moreira
FRAGA, BEKIERMAN E
CRISTIANO ADVOGADOS

Gustavo Morel
VEIRANO ADVOGADOS

Vladimir Mucury Cardoso
CHEDIAK, LOPES DA
COSTA, CRISTOFARO,
MENEZES CÔRTEZ, RENNO
E ARAGÃO ADVOGADOS

Ian Muniz
VEIRANO ADVOGADOS

Ana Carolina Musa
VIEIRA, REZENDE, BARBOSA
E GUERREIRO ADVOGADOS

Cássio S. Namur
SOUZA, CESCON, BARRIEU
& FLESCH ADVOGADOS

Jorge Nemr
LEITE, TOSTO E BARROS

Flavio Nicoletti Siqueira
STTAS

Walter Nimir
ZEIGLER E MENDONÇA DE
BARROS SOCIEDADE DE
ADVOGADOS (ZMB)

Sergio Niskier

Vitor Novo
LEITE, TOSTO E BARROS

Flavio Nunes

Michael O'Connor
GUERRA E BATISTA
ADVOGADOS

Evany Oliveira
PWC BRAZIL

João Oliveira
VEIRANO ADVOGADOS

Lidia Amalia Oliveira Ferranti
VM&L SOCIEDADE
DE ADVOGADOS

Eduardo Ono Terashima
DEMAREST ADVOGADOS

Lucas Passos
MACHADO, MEYER, SENDACZ
E OPICE ADVOGADOS

Ivana Pedreira Coelho
CASTRO, BARROS, SOBRAL,
GOMES ADVOGADOS

Rogério Rabelo Peixoto
BANCO CENTRAL DO BRASIL

Gabrielle Pelegrini
VIEIRA, REZENDE, BARBOSA
E GUERREIRO ADVOGADOS

Rafaela Pepe
SOUZA, CESCON, BARRIEU
& FLESCH ADVOGADOS

Paula Pereira
SOUZA, CESCON, BARRIEU
& FLESCH ADVOGADOS

Nivio Perez dos Santos
NEW-LINK COM. EXT. LTDA

Maria Pia Bastos-Tigre
Buchheim
BASTOS - TIGRE, COELHO DA
ROCHA E LOPES ADVOGADOS

Claudio Pieruccetti
VIEIRA, REZENDE, BARBOSA
E GUERREIRO ADVOGADOS

Antonio Claudio Pinto
da Fonseca
CONSTRUTORA MG LTDA

Cássia Pizzotti
DEMAREST ADVOGADOS

Renato Poltronieri
DEMAREST ADVOGADOS

Durval Araulo Portela Filho
PWC BRAZIL

Marcos Prado
SOUZA, CESCON, BARRIEU
& FLESCH ADVOGADOS

Antonio Celso Pugliese
VELLA PUGLIESE
BUOSI GUIDONI

Marcelo Pupo
FELSBERG ADVOGADOS

Ricardo Quaresma
XYZ EXPORT

João Ramos
SOUZA, CESCON, BARRIEU
& FLESCH ADVOGADOS

Ronaldo Rayes
RAYES & FAGUNDES
ADVOGADOS

Gabriella Reao
ULHÔA CANTO, REZENDE
E GUERRA-ADVOGADOS

Anita Reis
SOUZA, CESCON, BARRIEU
& FLESCH ADVOGADOS

Elisa Rezende
VEIRANO ADVOGADOS

Andreza Ribeiro
SOUZA, CESCON, BARRIEU
& FLESCH ADVOGADOS

Erika Ribeiro
de Menezes Pascoal
DE CONTI LAW OFFICE

Laura Ribeiro Vissotto
1º CARTÓRIO DE NOTAS DE
SÃO JOSÉ DOS CAMPOS

Luis Fernando Riskalla
LEITE, TOSTO E BARROS
ADVOGADOS

Beatriz Roditi Lilenbaum
NORONHA ADVOGADOS

Viviane Rodrigues
SOUZA, CESCON, BARRIEU
& FLESCH ADVOGADOS

Marcelo Rolim
ROLINVEST

Fábio Rosas
SOUZA, CESCON, BARRIEU
& FLESCH ADVOGADOS

José Luiz Rossi
SERASA SA

Lia Roston
RAYES & FAGUNDES
ADVOGADOS

Jorge Roylei Kou
VELLA PUGLIESE
BUOSI GUIDONI

Victor Saldanha
BRAGA NASCIMENTO
E ZILIO LAW FIRM

Cristina Salvador
BARALDI ADVOCACIA
EMPRESARIAL

Rodrigo Sanchez
SERASA SA

Rafael Santos
SOUZA, CESCON, BARRIEU
& FLESCH ADVOGADOS

Priscilla Saraiva
ULHÔA CANTO, REZENDE
E GUERRA-ADVOGADOS

Carolina Guerra Sarti
COSTA E TAVARES PAES
SOCIEDADE DE ADVOGADOS

Julia Schulz Rotenberg
DEMAREST ADVOGADOS

Sabine Schuttoff
DE LUCA, DERENUSSON,
SCHUTTOFF E AZEVEDO
ADVOGADOS

Fernando Semerdjian
LOBO & DE RIZZO
ADVOGADOS

Erik Sernik
VELLA PUGLIESE
BUOSI GUIDONI

Donizetti Antonio Silva
DAS CONSULTORIA

Eduardo Simões Lanna
SOUZA, CESCON, BARRIEU
& FLESCH ADVOGADOS

Michel Siqueira Batista
VIEIRA, REZENDE, BARBOSA
E GUERREIRO ADVOGADOS

Livia Sousa Borges Leal
DEMAREST ADVOGADOS

Guilherme Spinacé
DEMAREST ADVOGADOS

Walter Stuber
WALTER STUBER
CONSULTORIA JURÍDICA

Marcos Tabatschnic
PWC BRAZIL

Rodrigo Takano
MACHADO, MEYER, SENDACZ
E OPICE ADVOGADOS

Bruno Tanus Job e Meira
SOUZA, CESCON, BARRIEU
& FLESCH ADVOGADOS

Celina Teixeira
18º OFÍCIO DE NOTAS

Rodrigo Teixeira
LOBO & DE RIZZO
ADVOGADOS

Maurício Teixeira Santos
SOUZA, CESCON, BARRIEU
& FLESCH ADVOGADOS

Milena Tesser
RAYES & FAGUNDES
ADVOGADOS

Carlos Augusto Texeira
da Silva

Gustavo Treistman
VEIRANO ADVOGADOS

Gisele Trindade
VELLA PUGLIESE
BUOSI GUIDONI

Bruno Valente
PWC BRAZIL

Luiz Fernando Valente
De Paiva
PINHEIRO NETO ADVOGADOS

Nickolas Valentin Risovas
MACHADO, MEYER, SENDACZ
E OPICE ADVOGADOS

Christiane Valesse
RAYES & FAGUNDES
ADVOGADOS

Kamile Medeiros Valle
SOUZA, CESCON, BARRIEU
& FLESCH ADVOGADOS

Ronaldo C. Veirano
VEIRANO ADVOGADOS

Maria Tereza Vellano
AES ELETROPAULO

Anna Carolina Venturini
PINHEIRO NETO ADVOGADOS

Ademilson Viana
DEMAREST ADVOGADOS

Marcelo Viegas
MAR & MAR ENGENHARIA

Ana Cecília Viegas Madasi
PINHEIRO NETO ADVOGADOS

Hugo Vieira
MUNDIE E ADVOGADOS

Victoria Villela Boacnin
PINHEIRO NETO ADVOGADOS

Eric Visini
FELSBURG ADVOGADOS

Rafael Vitelli Depieri
*1º CARTÓRIO DE NOTAS DE
SÃO JOSÉ DOS CAMPOS*

José Carlos Wahle
VEIRANO ADVOGADOS

Eduardo Guimarães Wanderley
VEIRANO ADVOGADOS

Karin Yamauti Hatanaka
*SOUZA, CESCON, BARRIEU
& FLESCH ADVOGADOS*

Natalia Yazbek
VEIRANO ADVOGADOS

Flavio Yoshida
*RAYES & FAGUNDES
ADVOGADOS*

Andre Zanin de Oliveira
*FEDERAÇÃO NACIONAL DAS
AGÊNCIAS DE NAVEGAÇÃO
MARÍTIMA FENAMAR*

BRUNEI DARUSSALAM

ABDULLAH AHMAD
ARCHITECTS

ARKITEK IBRAHIM

ECO BUMI ARKITEK

KHA ARKITEK

RIDZLAN LIM ADVOCATES
& SOLICITORS

Zainon Abang
*LANDS DEPARTMENT,
MINISTRY OF DEVELOPMENT*

Rena Azlina Abd Aziz
*REGISTRY OF COMPANIES
& BUSINESS NAMES*

Amiruddin Abdul Aziz
ARKITEK AZIZ

HJH Siti Norishan HJ Abdul
Ghafor
*AUTORITI MONETARI
BRUNEI DARUSSALAM*

Nur Shahreena Abdullah
TABUNG AMANAH PEKERJA

Saharana Ahmad
*LANDS DEPARTMENT,
MINISTRY OF DEVELOPMENT*

Hajah Norajimah Haji Aji
*DEPARTMENT OF LABOR,
MINISTRY OF HOME AFFAIRS*

Erma Ali Rahman
*REGISTRY OF COMPANIES
& BUSINESS NAMES*

Aishah Alkaff

Najibah Aziz
*ROYAL CUSTOMS AND
EXCISE DEPARTMENT*

Mohammed Roaizan
bin Haji Johari
*AUTORITI MONETARI
BRUNEI DARUSSALAM*

Kasmat Bin Hj Kaling
NBT (BRUNEI)

Mahri Bin Hj Latif
GEMILANG LATIF ASSOCIATES

Mohamad Iskandar Zulkarnain
Bin Omar Ali
ZULS PARTNERS LAW OFFICE

Penigran Nina Jasmine Binti
*AUTORITI MONETARI
BRUNEI DARUSSALAM*

Siti Norzainah Binti Azharan
*AUTORITI MONETARI
BRUNEI DARUSSALAM*

Robin Cheok
*CHEOK ADVOCATES
& SOLICITORS*

Wong Chung Hong
CHUNG HONG SDN. BHD.

Zul'Amali DP H Idris
ARKITEK IDRIS

Kunal Fabiani

Simon Guidecoq

Mohammad Faizal Haji Ali
BRUNEI METHANOL COMPANY

Nina Jasmine Haji Bahrin
*AUTORITI MONETARI
BRUNEI DARUSSALAM*

Norzanah Hambali
*LANDS DEPARTMENT,
MINISTRY OF DEVELOPMENT*

Norizzah Hazirah
Hj Awg Hussin
*DEPARTMENT OF LABOR,
MINISTRY OF HOME AFFAIRS*

Farah Kong
*AUTORITI MONETARI
BRUNEI DARUSSALAM*

Susan Law
D'SUNLIT SDN BHD

Simon Leong
*KR KAMARULZAMAN
& ASSOCIATES*

Kathy Lim
*C H WILLIAMS TALHAR
& WONG SDN BHD*

Muhammad Billy Lim
Abdul Aziz
ARKITEK REKAJAYA

Harold Ng
CCW PARTNERSHIP

Ahmad Norhayati
*SEPAKAT SETIA PERUNDING
ENGINEERING CONSULTANT*

Siti Norishan
*AUTORITI MONETARI
BRUNEI DARUSSALAM*

Ghazalin Pengarah
*LANDS DEPARTMENT,
MINISTRY OF DEVELOPMENT*

Awangku Aziz Pengiran Ali
Hassan
*ENERGY AND INDUSTRY
DEPARTMENT*

Dayang Hajah Rahayu Dato
Paduka Haji Abdul Razak
*DARUSSALAM ASSETS
SDN BHD*

Veronica K Rajakanu
ZULS PARTNERS LAW OFFICE

Yvonne Sim

Wario Tacbad
ARKITEK HAZA

C.K Tan
B.T. FORWARDING COMPANY

Bernard Tan Thiam Swee

Amanda Ting

Ting Tiu Pheng
ARKITEK TING

Cecilia Wong
TRICOR (B) SDN BHD

Kie Kong Yeong
B.T. FORWARDING COMPANY

Soon Teck Yu
PETAR PERUNDING SDN BHD

Mahmoud Syaheer Yusoff
TABUNG AMANAH PEKERJA

Zulina Zainal Abidin
*ROYAL CUSTOMS AND
EXCISE DEPARTMENT*

BULGARIA

Svetlin Adrianov
*PENKOV, MARKOV
& PARTNERS*

Stefan Angelov
V CONSULTING BULGARIA

Rusalena Angelova
*DJINGOV, GOUGINSKI,
KYUTCHUKOV & VELICHKOV*

Elitsa Asenova
KINKIN & PARTNERS

Ina Bankovska
KINKIN & PARTNERS

Mileslava Bogdanova-Misheva
*TSVETKOVA BEBOV
KOMAREVSKI*

Marina Borisova
KINKIN & PARTNERS

Plamen Borissov
BORISOV & PARTNERS

Emil Cholakov
LM LEGAL SERVICES LTD.

Christopher Christov
PENEV LLP

Nikolay Cvetanov
*PENKOV, MARKOV
& PARTNERS*

Ralitzha Damyanova
*DELCHEV & PARTNERS
LAW FIRM*

Maria Danailova
*DANAIOLOVA, TODOROV
AND PARTNERS LAW FIRM*

Emil Delchev
*DELCHEV & PARTNERS
LAW FIRM*

Daniel Borisov Delev
*SOFIA MUNICIPALITY - TOWN
HALL*

Kostadinka Deleva
GUGUSHEV & PARTNERS

Valeria Dieva
KALAJDIEV & GEORGIEV

George Dimitrov
DIMITROV, PETROV & CO.

Tzvetelina Dimitrova
GEORGIEV, TODOROV & CO.

Alexandra Doytchinova
SCHOENHERR

Simeon Draganov
*GEODESY, CARTOGRAPHY
AND CADASTER AGENCY*

Silvia Dulevska
BULGARIAN NATIONAL BANK

Krasimir Gebrev
*GEODESY, CARTOGRAPHY
AND CADASTER AGENCY*

Zornitsa Genova
*CEZ DISTRIBUTION BULGARIA
AD, MEMBER OF CEZ GROUP*

Ani Petkova Georgieva
NATIONAL REVENUE AGENCY

Tatiana Gerganova
*SOFIA MUNICIPALITY - TOWN
HALL*

Ralitsa Gougleva
*DJINGOV, GOUGINSKI,
KYUTCHUKOV & VELICHKOV*

Kristina Gouneva
DOBREV & LYUTSKANOV

Katerina Gramatikova
DOBREV & LYUTSKANOV

Hristian Gueorguiev
DINOVA RUSEV & PARTNERS

Stefan Gugushev
GUGUSHEV & PARTNERS

Yassen Hristev
KINKIN & PARTNERS

Hristina Hristova
DHL EXPRESS BULGARIA

Velyana Hristova
*PENKOV, MARKOV
& PARTNERS*

Krasimira Ignatova
PWC BULGARIA

Iliya Iliev
*PRIMORSKA AUDIT
COMPANY - MEMBER
OF RUSSELL BEDFORD
INTERNATIONAL*

Ginka Iskrova
PWC BULGARIA

Rossen Ivanov
ARSOV, NACHEV, GANEVA

Vesela Kabatliyska
DINOVA RUSEV & PARTNERS

Angel Kalaidjiev
KALAJDIEV & GEORGIEV

Vladi Kalinov
*SOFIA MUNICIPALITY - TOWN
HALL*

Dessislava Karpulska
PWC BULGARIA

Hristina Kirilova
KAMBOUROV & PARTNERS

Violeta Kirova
BOYANOV & CO.

Nikolay Kolev
BOYANOV & CO.

Rada Koleva
PWC BULGARIA

Ilya Komarevski
*TSVETKOVA BEBOV
KOMAREVSKI*

Yavor Kostov
ARSOV, NACHEV, GANEVA

Yordan Kostov

Stephan Kyutchukov
*DJINGOV, GOUGINSKI,
KYUTCHUKOV & VELICHKOV*

Anita Laleva
NATIONAL REVENUE AGENCY

Nina Lazarova
*REGISTRY AGENCY
OF BULGARIA*

Jordan Manahilov
BULGARIAN NATIONAL BANK

Todor Manev
DOBREV & LYUTSKANOV

Svetozar Manolov
*SOFIA MUNICIPALITY - TOWN
HALL*

Hristina Manolova
*DANAIOLOVA, TODOROV
AND PARTNERS LAW FIRM*

Ivan Marinov
*DELCHEV & PARTNERS
LAW FIRM*

Elena Marinova
BULGARIAN NATIONAL BANK
Dimitrinka Metodieva
GUGUSHEV & PARTNERS

Slavi Mikinski
LEGALEX LAW OFFICE

Yordan Minkov
DINOVA RUSEV & PARTNERS

Lyubomira Miteva
KINKIN & PARTNERS

Yordanka Mravkova
*REGISTRY AGENCY
OF BULGARIA*

Vladimir Natchev
ARSOV, NACHEV, GANEVA

Yordan Naydenov
BOYANOV & CO.

Hristo Nihrizov
DIMITROV, PETROV & CO.

Maria Pashalieva
*PENKOV, MARKOV
& PARTNERS*

Viktor Pavlov
*DIRECTORATE FOR STATE
SUPERVISION CONTROL
IN CONSTRUCTION*

Ilian Petkov
ISPPD

Teodora Popova
PENEV LLP

Bozhko Poryazov
*DELCHEV & PARTNERS
LAW FIRM*

Maria Pramatarova
*SOFIA MUNICIPALITY - TOWN
HALL*

Nikolay Radev
KINKIN & PARTNERS

Silvia Ribanchova
SCHOENHERR

Milen Rusev
DINOVA RUSEV & PARTNERS

Aneta Sarafova
*DANAIOLOVA, TODOROV
AND PARTNERS LAW FIRM*

Boiko Sekiranov
*SOFIA MUNICIPALITY - TOWN
HALL*

Gergana Shinikova
KINKIN & PARTNERS

Julian Spassov
MCGREGOR & PARTNERS

Krum Stanchev
ELIA PLC

Petar Stefanov
RUTEX

Nina Stoeva
LEGALEX LAW OFFICE

Tsvetelina Stoilova
KINKIN & PARTNERS

Roman Stoyanov
*PENKOV, MARKOV
& PARTNERS*

Donka Stoyanova
DIMITROV, PETROV & CO.

Vessela Tcherneva-Yankova
V CONSULTING BULGARIA

Yordan Terziev
ARSOV, NACHEV, GANEVA

Alexandrina Terziyska
GUGUSHEV & PARTNERS

Laura Thomas
LM LEGAL SERVICES LTD.

Kaloyan Todorov
*DANAIOLOVA, TODOROV
AND PARTNERS LAW FIRM*

Svilen Todorov
TODOROV & DOYKOVA
LAW FIRM

Lyubomira Todorova
KINKIN & PARTNERS

Toma Tomov
DOBREV & LYUTSKANOV

Dilyana Tsoleva
KINKIN & PARTNERS

Georgi Tzvetkov
DJINGOV, GOUGINSKI,
KYUTCHUKOV & VELICHKOV

Dimitar Georgiev Valkanov
SOFIA WATER

Miroslav Varnaliev
UNIMASTERS LOGISTICS PLC

Siyana Veleva
KINKIN & PARTNERS

Dimitar Plamenov Velichkov
GEODESY, CARTOGRAPHY
AND CADASTER AGENCY

Mariana Velichkova
TSVETKOVA BEBOV
KOMAREVSKI

Nedyalka Vylcheva
DELCHIEV & PARTNERS
LAW FIRM

Monika Yaneva
KALAJDIEV & GEORGIEV

Sofia Yordanova
PENEV LLP

Iliyana Zhoteva
REGISTRY AGENCY
OF BULGARIA

BURKINA FASO

BCEAO

CREDITING VOLO
GIFA SARL

JOHN W. FFOOKS & CO.
NAVITRANS

Pierre Abadie
CABINET PIERRE ABADIE

Seydou Balama
ETUDE MAÎTRE
BALAMA SEYDOU

Victoire Bambara
CABINET D'AVOCATS
MOUMOUNY KOPIHO

Arsène Bazi
AB ENERGIE

Aimé Bonkougou
SONABEL

Dieudonne Bonkougou
SCPA THEMIS-B

Bobson Coulibaly
CABINET D'AVOCATS
BARTHÉLEMY KERE

Sansan Césaire Kambou
CABINET D'ARCHITECTURE
AGORA BURKINA

Aly Kanaté
EY

Vincent Armand Kobiané
ARDI – ARCHITECTES CONSEILS

Moumouny Kapiho
CABINET D'AVOCATS
MOUMOUNY KOPIHO

Armand Kpoda
SCPA THEMIS-B

Sawadogo Natou
CABINET D'AVOCATS
MOUMOUNY KOPIHO

Ali Neya
CABINET D'AVOCATS ALI NEYA

Sayouba Neya
CABINET D'AVOCATS ALI NEYA

Eric N'Guessan
EY

Lamoussa H. Ouattara
CABINET D'AVOCATS
MOUMOUNY KOPIHO

Anna T. Ouattara-Sory
CABINET ME PAULIN
SALAMBERÉ

André Ouedraogo
CABINET BONKOUNGOU

Madina Ouedraogo
BUREAU D'ASSISTANCE À LA
CONSTRUCTION (BAC) SARL

Martin Ouedraogo
UNION INTERNATIONALE
DE NOTARIAT

N. Henri Ouedraogo
DIRECTION GÉNÉRALE
DES IMPÔTS

Oumarou Ouedraogo
CABINET OUEDRAOGO

Ousmane Honore Ouedraogo
MAISON DE L'ENTREPRISE
DU BURKINA FASO

Roger Omer Ouédraogo
ASSOCIATION
PROFESSIONNELLE
DES TRANSITAIRES &
COMMISSIONNAIRES EN
DOUANE AGRÉES

Assana Pare
CABINET D'AVOCATS
MOUMOUNY KOPIHO

Jules Sadou
CABINET D'AVOCATS
MOUMOUNY KOPIHO

Kady Salia
CABINET D'AVOCATS
MOUMOUNY KOPIHO

Hermann Lambert Sanon
GROUPE HAGE

Moussa Ousmane Sawadogo
DIRECTION GÉNÉRALE
DES IMPÔTS

Abdoul Aziz Son
CABINET PIERRE ABADIE

Marc N. Souga
CABINET D'AVOCATS
MOUMOUNY KOPIHO

Alassane Tientore
AUTORITÉ DE REGULATION
DU SOUS-SECTEUR DE
L'ELECTRICITÉ (ARSE)

Franceline Toé-Bouda
CABINET D'AVOCATS ME
FRANCELINE TOÉ-BOUDA

Bouba Yaguibou
SCPA YAGUIBOU & ASSOCIÉS

Raïssa Yo
CABINET D'AVOCATS ALI NEYA

Albert Zoma
CABINET D'AVOCATS ALI NEYA

Ousmane Prosper Zougrana
TRIBUNAL DE GRANDE
INSTANCE DE OUAGADOUGOU

BURUNDI

AGENCE DE PROMOTION
DES INVESTISSEMENTS

BANQUE DE LA RÉPUBLIQUE
DU BURUNDI

MINISTÈRE DES FINANCES

OBR

PSD

Gahama Alain
FINABANK SA

Jean Marie Barambona
UNIVERSITÉ DU BURUNDI

Cyprien Bigirimana
MINISTÈRE DE LA JUSTICE

Remy Bigirimana
GUICHET UNIQUE DE BURUNDI

Jean-Marie Bukware
GUICHET UNIQUE DE
CRÉATION D'ENTREPRISE

Joseph Gitonyotsi

Ange-Dorine Irakoze
RUBEYA & CO. ADVOCATES

René-Claude Madebari
LEGAL SOLUTION CHAMBERS

Stanislas Makoroka
UNIVERSITÉ DU BURUNDI

Anatole Miburo
CABINET ANATOLE MIBURO

Anatole Nahayo
UNIVERSITÉ DU BURUNDI

Horace Ncutiyumuheto
NCUTI LAW FIRM &
CONSULTANCY

Claude Ndayimirije
CGPR

Charles Nihangaza
CONSULTANT CHARLES
NIHANGAZA

Janvier Nsengiyumva
REGIDESO

Emmerence Ntahonkuriye
DIRECTION GÉNÉRALE
DE L'URBANISME ET
L'HABITAT (DGUH)

Happy-Hervé Ntwari
LEGAL SOLUTION CHAMBERS

Patrick-Didier Nukuri
BURUNDI LEGAL SPACE

Déogratias Nzemba
AVOCAT À LA COUR

Hubert Jacques Nzigamasabo
ABUTIP

Willy Rubeya
RUBEYA & CO. ADVOCATES

Benjamin Rufagari
GPO PARTNERS BURUNDI,
A CORRESPONDENT
FIRM OF DELOITTE

Fabien Segatwa
ETUDE ME SEGATWA

Gabriel Sinarinzi
CABINET ME GABRIEL SINARINZI

CABO VERDE

Tiago Albuquerque Dias
DELOITTE

David Almada
D. HOPFFER ALMADA
& ASSOCIADOS

Bruno Andrade Alves
PWC PORTUGAL

Luis Filipe Bernardo
DELOITTE

Jelson C. Vicente
AGENCIA DESPACHO
ADUANEIRO JOSE MARIA LBV

Susana Caetano
PWC PORTUGAL

Vasco Carvalho Oliveira Ramos
ENGIC ENGENHEIROS
ASSOCIADOS LDA

Ilídio Cruz
ILIDIO CRUZ &
ASSOCIADOS - SOCIEDADE
DE ADVOGADOS RL

Paulo David
UBAGO GROUP -
FRESCOMAR, SA

Manuel de Pina
SAMP - SOCIEDADES
DE ADVOGADOS

Daniel Delgado
INLOGISTICS - AGÊNCIA
DE NAVEGAÇÃO E
TRANSITÁRIOS SA

Dúnia Delgado
PWC PORTUGAL

Jorge Lima Delgado Lopes
CONSULTOR GOVERNAÇÃO
ELETRÓNICA

Amanda Fernandes
ILIDIO CRUZ &
ASSOCIADOS - SOCIEDADE
DE ADVOGADOS RL

Brites Fernandes
PMAR CABO VERDE

Tomás Garcia Vasconcelos
DELOITTE

Joana Gomes Rosa
ADVOCACIA - CONSULTORIA

Avdesh Kumar
JMD TRADING, LDA

Mirco Lima
PISO - SOC. DE IMOBILIÁRIA
E CONTRUÇÕES, LDA

José Maria Lima Barbosa
Vicente
AGENCIA DESPACHO
ADUANEIRO JOSE MARIA LBV

Teresa Livramento Monteiro
DULCE LOPES, SOLANGE
LISBOA RAMOS, TERESA
LIVRAMENTO MONTEIRO-
SOCIEDADE DE ADVOGADOS

Ana Cristina Lopes Semedo
BANCO DE CABO VERDE

João Medina
NEVILLE DE ROUGEMONT
& ASSOCIADOS

Fernando Aguiar Monteiro
ADVOGADOS ASSOCIADOS

Wanderley Nascimento
SAMP - SOCIEDADES
DE ADVOGADOS

Alexandra Nunes
PWC PORTUGAL

João Nunes
CSA – CABO VERDE
SHIPPING AGENCY, LDA

João Pereira
FPS

Luis Quinta
MAERSK LINE CABO VERDE, SA

Clóvis Ramos
ILIDIO CRUZ &
ASSOCIADOS - SOCIEDADE
DE ADVOGADOS RL

Rafael Rocha Fernandes
MUNICIPALITY OF PRAIA

José Rui de Sena
AGÊNCIA DE DESPACHO
ADUANEIRO FERREIRA
E SENA LDA

Lidia Sancha
ILIDIO CRUZ &
ASSOCIADOS - SOCIEDADE
DE ADVOGADOS RL

Viviane Santos
SAMP - SOCIEDADES
DE ADVOGADOS

Tito Lívio Santos
Oliveira Ramos
ENGIC ENGENHEIROS
ASSOCIADOS LDA

Lanre Smith
BOM SPEC, LDA

Armindo Sousa
FPS

José Spinola
FPS

Salvador Varela
ADVOCACIA CONSULTORIA
JURIDICA

Leendert Verschoor
PWC PORTUGAL

CAMBODIA

CREDIT BUREAU
(CAMBODIA) CO. LTD.

Chankoulika Bo
BNG LEGAL

Lam Bui
MAERSK LINE CAMBODIA

Seng Bun Huy
MAR ASSOCIATES

Buth Bunsayha
ACLEDA BANK PLC

Sreypeou Chaing
CSP & ASSOCIATES LAW FIRM

Vajiravann Chamnan
DFDL MEKONG
(CAMBODIA) CO. LTD.

Eakngoun Chea
HBS LAW

Phanin Cheam
MUNICIPALITY OF PHNOM PENH
BUREAU OF URBAN AFFAIRS

Heng Chhay
R&T SOK & HENG LAW OFFICE

Rina Chhun
HBS LAW

Ouk Chittra
ELECTRICITÉ DU
CAMBODGE (EDC)

Sopheak Virya Chroeng
ARBITRATION COUNCIL
FOUNDATION

Sou Dounghay
MAR ASSOCIATES

Monyrith Eng
HML LAW GROUP &
CONSULTANTS

Darwin Hem
BNG LEGAL

Pagnawat Heng
P&A ASIA LAW OFFICE

Charles Ngoc-Khoi Hoang
HBS LAW

Sovanvotey Hok
HBS LAW

Hans Hwang
SOK XING & HWANG

Xing Jiajia
SOK XING & HWANG

Sophorne Kheang
DFDL MEKONG
(CAMBODIA) CO. LTD.

Robert M. King
EY
Sereyath Kiri
SCIARONI & ASSOCIATES

Kunthy Koy
KN LEGAL CONSULTING

Sylvain Larbi
BNG LEGAL
Alex Larkin
DFDL MEKONG
(CAMBODIA) CO. LTD.

Kang Leap
HML LAW GROUP &
CONSULTANTS

Souhuoth Leng
P&A ASIA LAW OFFICE

Chanmakara Ly
DFDL MEKONG
(CAMBODIA) CO. LTD.

Tayseng Ly
HBS LAW

Samvutheary Mao
HML LAW GROUP &
CONSULTANTS

Sadao Matsubara
HBS LAW

Nimmith Men
ARBITRATION COUNCIL
FOUNDATION

Samorn Mike
HBS LAW

Sophanny Mom
ARBITRATION COUNCIL
FOUNDATION

Kaing Monika
THE GARMENT
MANUFACTURERS
ASSOCIATION IN CAMBODIA

Koy Neam
KN LEGAL CONSULTING

Vandeth Nguon
PWC CAMBODIA

Nith Niteyana
SOK SIPHANA & ASSOCIATES

Daniel Noonan
SCIARONI & ASSOCIATES

Clint O'Connell
DFDL MEKONG
(CAMBODIA) CO. LTD.

Sopheha Om
ACLEDA BANK PLC

Sokvirak Pheang
PWC CAMBODIA

Porchhay Phoung
SCIARONI & ASSOCIATES

Charkreymorkord Pok
BNG LEGAL

Sok Ren Polina
SOK SIPHANA & ASSOCIATES

Robert Porter
VDB LOI

Allen Prak
P&A ASIA LAW OFFICE

Borapyn Py
DFDL MEKONG
(CAMBODIA) CO. LTD.

Matthew Rendall
SOK SIPHANA & ASSOCIATES

Navinth Rethda
R&T SOK & HENG LAW OFFICE

Chris Robinson
DFDL MEKONG
(CAMBODIA) CO. LTD.

Somarith Sam
ELECTRICITE DU
CAMBODGE (EDC)

Vattanakisval San
BNG LEGAL

Chhe Sao Elen
SOK SIPHANA & ASSOCIATES

Neak Seakirin
NEAK LAW OFFICE

Leung Seng
VDB LOI

Bopha Sin
BNG LEGAL

Sao Socheata
SOK SIPHANA & ASSOCIATES

Chanraksa Soeung
P&A ASIA LAW OFFICE

Lor Sok
SOK XING & HWANG

Neou Sonika
SOK SIPHANA & ASSOCIATES

Tiv Sophonnora
R&T SOK & HENG LAW OFFICE

Samnangvathana Sor
DFDL MEKONG
(CAMBODIA) CO. LTD.

Sou Sorphéa
SOK XING & HWANG

Nget Sovannith
P&A ASIA LAW OFFICE

Kun Sovannrithy
SOK SIPHANA & ASSOCIATES

Kheng Taingpor
MAR ASSOCIATES

Heng Thy
PWC CAMBODIA

Thavsothaly Tok
BNG LEGAL

Reangsey Darith Touch
EY

Kong Vibol
GENERAL DEPARTMENT
OF TAXATION

Vannida Yen
ARBITRATION COUNCIL
FOUNDATION

Lyhout Yin
HBS LAW

Thearith You
SOK SIPHANA & ASSOCIATES

Potim Yun
VDB LOI

CAMEROON

ETUDE ME ETOKE

Armelle Silvana Abel
MOJUFISC MONDE
JURIDIQUE ET FISCAL

Armelle Silvana
Abel Piskopanis
MOJUFISC MONDE
JURIDIQUE ET FISCAL

Roland Abeng
THE ABENG LAW FIRM

Elisabeth Ajamen
BEAC SIÈGE

Oscar Alebga
THE ABENG LAW FIRM

Rosine Pauline Amboa
MOJUFISC MONDE
JURIDIQUE ET FISCAL

Cyrano Atoka
CABINET FRANCINE NYOBE

Lolita Bakala Mpressa
CAMEROUN AUDIT
INTERNATIONAL (CAC
INTERNATIONAL)

Thomas Didier Remy
Batoumbouck
CADIRE

Pierre Bertin Simbafo
BICEC

Isidore Biyiha
GUICHET UNIQUE DES
OPERATIONS DU COMMERCE
EXTERIEUR-GIE

Ahmadou Boubou Oumarou

Elvis Chenwi
CHENWI & ASSOCIES

Paul Marie Djamén
MOBILE TELEPHONE NETWORKS
CAMEROON (MTN)

Aurélien Djengue Kotte
CABINET EKOBO

Joseph Djéuga
SOTRAFIC

Laurent Dongmo
JING & PARTNERS

William Douandji
ARCHITECT AND PARTNERS

Narcisse Ekome Essake
EKOME ESSAKE & ASSOCIÉS

Ebot Elias Arrey
ARC CONSULTANTS LTD.

Philippe Claude Elimbi Elokani

Marie Marceline Enganalim
ETUDE ME ENGANALIM
MARCELINE

Cédric Enyime
VANTURE CONSULTING

Hyacinthe Clément Fansi
Ngamou
NGASSAM, FANSI & MOUAFO
AVOCATS ASSOCIÉS

Berlise Fimeni Djieya
ATANGA LAW OFFICE

Sorelle Fonssouo Mogo
JING & PARTNERS

Marie Cécile Fopoussi

Philippe Fouda Fouda
BEAC SIÈGE

Nicaise Ibohn
THE ABENG LAW FIRM

Paul T. Jing
JING & PARTNERS

Manguele Joseph
BOLLORE AFRICA LOGISTICS

Thérèse Journessi
ATANGA LAW OFFICE

Christian Kamdoum
PWC CAMEROON

Claude Koumba
CFAO CAMEROON

Jean-Aime Kounga
THE ABENG LAW FIRM

Gaëlle Kuitche
NGASSAM, FANSI & MOUAFO
AVOCATS ASSOCIÉS

Serge Madola

Tchande Magloire
PWC CAMEROON

Philippe Mbele

Michel-Antoine Mben
NGASSAM, FANSI & MOUAFO
AVOCATS ASSOCIÉS

Augustin Yves Mbock Koked
CADIRE

Jacques Mbonque Eboa
CABINET D'AVOCATS
GERARD WOLBER

Constantin Didier Medou
Medou
CABINET MEDOU

Ivan Méléchéo
VANTURE CONSULTING

Jules Minamo
KARVAN FINANCE

Mungu Mirabel
THE ABENG LAW FIRM

Danielle Moukouri
D. MOUKOURI & PARTNERS

Jean Jacques Mpanjo Lobe
MCA AUDIT & CONSEIL

Arielle Christiane Marthe
Mpeck
ATANGA LAW OFFICE

Marie Agathe Ndeme
CADIRE

Manfred Ndock Ekoume
GUINNESS CAMEROON

Bernard Ngaibe
THE ABENG LAW FIRM

Ntah Charlotte Ngara
ATANGA LAW OFFICE

Virgile Ngassam Njiké
NGASSAM, FANSI & MOUAFO
AVOCATS ASSOCIÉS

Dieu le Fit Nguiyan
UNIVERSITÉ DE DOUALA

Urbain Nini Teunda

George Njantang

Carine Obama Fossey
MOJUFISC MONDE
JURIDIQUE ET FISCAL

Jacob Oben

JING & PARTNERS

Jasmine Ouethy
MUEKE A DOUALA
AU CAMEROON

Ernest Pilo

Ilias Poskipanis
MOJUFISC MONDE
JURIDIQUE ET FISCAL

Paul-Gérard Pougoue

Bollier Pym
UNIVERSITÉ DE DOUALA

Claude Simo
CL AUDIT ET CONSEIL

Linda Tatabod Amuteng

Aurélien Joelle Tatang Ngadjéu
ATANGA LAW OFFICE

Hélène Florette Tchidjip
Kapnang
ATANGA LAW OFFICE

Alain Tchiegang Dieukwa
ATANGA LAW OFFICE

Emmanuel Tchiffo
ATANGA LAW OFFICE

Pierre Morgant Tchoukwa
CADIRE

Marcelle Tello
NGASSAM, FANSI & MOUAFO
AVOCATS ASSOCIÉS

Florian Tieméni Djieya
ATANGA LAW OFFICE

Nadine Tinen Tchadgoum
PRICEWATERHOUSECOOPERS
TAX & LEGAL SARL

Chrétien Toudjui
AFRIQUE AUDIT CONSEIL
BAKER TILLY

Bergeréle Reine
Tsafack Dongmo
MOJUFISC MONDE
JURIDIQUE ET FISCAL

Eliane Yomsi
KARVAN FINANCE

Philippe Zouana
PWC CAMEROON

CANADA

TRANSUNION CANADA

David Bish
TORYS LLP

Paul Boshyk
MCMILLAN LLP

David Chapman
PWC CANADA

John Craig
FASKEN MARTINEAU
DUMOULIN LLP

Kim Deochand
CORPORATIONS CANADA

Audrey Diamant
PWC CANADA

Isabelle Foley
CORPORATIONS CANADA

Ross Francis
FOGLER RUBINOFF

Robert Frazer
BLAKE, CASSELS & GRAYDON,
MEMBER OF LEX MUNDI

Paul Gasparatto
ONTARIO ENERGY BOARD

Attila Gaspard
PWC CANADA

Salma Gilani
BLAKE, CASSELS & GRAYDON,
MEMBER OF LEX MUNDI

Christopher Gillespie
GILLESPIE-MUNRO INC.

Yoine Goldstein
MCMILLAN LLP

Talia Gordner
BLANEY MCMURTRY LLP

John Gotts
PWC CANADA

Mary Grozdanis
FOGLER RUBINOFF

John J. Humphries
TORONTO CITY HALL

A. Max Jarvie
MCMILLAN LLP

Andrew Kent
MCMILLAN LLP

Jordan Knowles
BLAKE, CASSELS & GRAYDON,
MEMBER OF LEX MUNDI

Joshua Kochath
COMAGE CONTAINER LINES

Eric Leinveer
BLAKE, CASSELS & GRAYDON,
MEMBER OF LEX MUNDI

Jon A. Levin
FASKEN MARTINEAU
DUMOULIN LLP

Alex Liszka
IBI GROUP INC.

Catherine MacInnis
IBI GROUP INC.

Mike Maodus
BLAKE, CASSELS & GRAYDON,
MEMBER OF LEX MUNDI

Matthew Merkley
BLAKE, CASSELS & GRAYDON,
MEMBER OF LEX MUNDI

William Northcote
SHIBLEY RIGHTON LLP

Meaghan Parry
BLAKE, CASSELS & GRAYDON,
MEMBER OF LEX MUNDI

Daniel Peterson
DAVIES WARD PHILLIPS &
VINEBERG LLP (TORONTO)

Martin Pinard
CORPORATIONS CANADA

Gautam Rishi
PWC CANADA

Gaynor Roger
SHIBLEY RIGHTON LLP

Harris M. Rosen
FOGLER RUBINOFF

Patrick Shaunessy
TORYS LLP

Daniel Styler
BLAKE, CASSELS & GRAYDON,
MEMBER OF LEX MUNDI

John Tobin
TORYS LLP

Shane Todd
FASKEN MARTINEAU
DUMOULIN LLP

Sharon Vogel
BORDEN LADNER GERVAIS LLP

George Waggott
MCMILLAN LLP

Andrea White
SHIBLEY RIGHTON LLP

CENTRAL AFRICAN REPUBLIC

GUICHET UNIQUE
DE FORMALITÉS DES
ENTREPRISES (GUFÉ)

Elisabeth Ajamen
BEAC SIEGE

Jean Christophe Bakossa
L'ORDRE CENTRAFRICAÎN
DES ARCHITECTES

Jean-Noël Banque
COUR DE CASSATION
DE BANGUI

Blaise Banguitoumba
ENERCA (ÉNERGIE
CENTRAFRICAÎNE)

Thierry Chauu
SOFIA CREDIT

Maurice Dibert-Dollet
MINISTÈRE DE LA JUSTICE

Emile Doraz-Sereffessenet
CABINET NOTAIRE
DORAZ-SEREFFESSENET

Jacques Eboule
SDV LOGISTICS

Philippe Fouda Fouda
BEAC SIEGE

Cyr Gregbanda
BAMELEC

Marios Guibaut Metongo
BOLLORÉ AFRICA LOGISTICS EN
RÉPUBLIQUE CENTRAFRICAÎNE

Laurent Hankoff
ENERCA (ÉNERGIE
CENTRAFRICAÎNE)

Ludovic Médard
Kolengue Kaye
AVOCATS SANS FRONTIÈRES

Jean Paul Maradas Nado
MINISTÈRE DE L'URBANISME

Serge Médard Missamou
CLUB OHADA RÉPUBLIQUE
CENTRAFRICAÎNE

Yves Namkomokoina
TRIBUNAL DE COMMERCE
DE BANGUI

Rigo-Beyah Parse
CABINET PARSE

Tahina Nathalie Rajaonarivelo
JOHN W. FOOKS & CO.

Francky Rakotondrina
JOHN W. FOOKS & CO.

Ghislain Samba Mokamanede
BAMELEC

CHAD

3ACE COMMERCE
ÉNERGIE ET ETUDE

Elisabeth Ajamen
BEAC SIEGE

Oscar d'Estaing Deffosso

Thomas Dingamgoto
CABINET THOMAS
DINGAMGOTO

Mahamat Ousman Djidda
ARCHITECTURAL

Philippe Fouda Fouda
BEAC SIEGE

Prosper Kemayou
TRANSIMEX TCHAD SA

Mahamat Kikigne

Jean Paul Nendigui
N CONSULTING

Guy Emmanuel Ngankam
PRICEWATERHOUSECOOPERS
TAX & LEGAL SARL

Issa Ngarmbassa
ETUDE ME ISSA NGAR MBASSA

Benga Nomen Christopher
EXPRESS CARGO

Joseph Pagop Noupoué
EY JURIDIQUE ET FISCAL TCHAD

Jean Bernard Padare
SOCIÉTÉ CIVILE
PROFESSIONNELLE
PADARE & GONFOULI

Nissaouabé Passang
ETUDE ME PASSANG

Anselme Patipéwé Njiakin
EY JURIDIQUE ET FISCAL TCHAD

Diane Sobmeka Pofinet
SOCIÉTÉ CIVILE
PROFESSIONNELLE
PADARE & GONFOULI

Tahina Nathalie Rajaonarivelo
JOHN W. FOOKS & CO.

Claudia Randrianavory
JOHN W. FOOKS & CO.

Nastasja Schnorfeil-Pauthe

Ahmat Senoussi
ARCHITECTURAL

Abakar Ousman Sougui
DIRECTION DE LA
PROMOTION ÉCONOMIQUE
ET DU SECTEUR PRIVÉ

Nadine Tinen Tchadgoum
PRICEWATERHOUSECOOPERS
TAX & LEGAL SARL

Masrangue Trahogra
CABINET D'AVOCATS ASSOCIÉS

Abdoulaye Yacouba

MAIRIE DE N'DJAMENA

Mahamat Tahir Youssouf

Nahar

GUICHET UNIQUE DE

CREATIONS D'ENTREPRISES

Sobdibé Zoua
CABINET SOBDIBÉ ZOUA

Patedjore Zoukalne
MINISTÈRE DE L'URBANISME,
DE L'HABITAT, DES AFFAIRES
FONCIÈRES ET DES DOMAINES

CHILE

BOLETÍN DE INFORMACIONES
COMERCIALES

Andrea Abdala
MORALES, BESA & CÍA LTDA

Leticia Acosta Aguirre
REDLINES GROUP

Rodrigo Albagli
ALBAGLI ZALIASNIK
ABOGADOS

Fernando Arab
MORALES, BESA & CÍA LTDA

Luis Avello
PWC CHILE

Angeles Barria
PHILIPPI, PRIETOCARRIZOSA
FERRERO DU & URÍA

María José Becker
MORALES, BESA & CÍA LTDA

Sandra Benedetto
PWC CHILE

Jorge Benitez Urrutia
URREJOLA Y CIA

María José Bernal
PHILIPPI, PRIETOCARRIZOSA
FERRERO DU & URÍA

Mario Bezanilla
ALCAÍNO ABOGADOS

Fernando Binder
PWC CHILE

Rodrigo Cabrera Ortiz
ENEL DISTRIBUCIÓN CHILE SA

Marcelo Caceres Jara
CACERES STUDIO
ARQUITECTURA

Raimundo Camus Varas
YRARRÁZAVAL, RUIZ-TAGLE,
GOLDENBERG, LAGOS & SILVA

Miguel Capo Valdes
BESALCO SA

Héctor Carrasco
SUPERINTENDENCIA DE
BANCOS Y INSTITUCIONES
FINANCIERAS CHILE

María Jesús Carrasco
URENDA, RENCORET,
ORREGO Y DÖRR

Isaac Cea
ICEA PROYECTOS E
INSTALACIONES ELÉCTRICAS

Andrés Chirgwin
CHIRGWIN LARRETA PEÑAFIEL

Nury Clavería
BESALCO SA

Gonzalo Cordero
MORALES, BESA & CÍA LTDA

M. Alejandra Corvalán A.
YRARRÁZAVAL, RUIZ-TAGLE,
GOLDENBERG, LAGOS & SILVA

Francisco De Sarratea
PWC CHILE

Gonzalo Errázuriz
URENDA, RENCORET,
ORREGO Y DÖRR

José Tomás Errázuriz
BARROS & ERRÁZURIZ

Peter Faille
URENDA, RENCORET,
ORREGO Y DÖRR

Sebastian García
URENDA, RENCORET,
ORREGO Y DÖRR

Sebastian Garrido
ALESSANDRI ABOGADOS

Silvio Geroldi Iglesias
GEROARQ

Raúl Gómez Yáñez
URENDA, RENCORET,
ORREGO Y DÖRR

Carolina Gonzalez
PWC CHILE

Diego González
MORALES, BESA & CÍA LTDA

Sofía Haupt
ALESSANDRI ABOGADOS

Cristian Hermansen Rebolledo
ACTIC CONSULTORES

Daniela Hirsch
ALBAGLI ZALIASNIK
ABOGADOS

Javier Hurtado
CÁMARA CHILENA DE
LA CONSTRUCCIÓN

Fernando Jamarne Banduc
ALESSANDRI ABOGADOS

Daniel Labbé V.
YRARRÁZAVAL, RUIZ-TAGLE,
GOLDENBERG, LAGOS & SILVA

Tomás Landeta
URENDA, RENCORET,
ORREGO Y DÖRR

Ignacio Larrain
PHILIPPI, PRIETOCARRIZOSA
FERRERO DU & URÍA

Michel Laurie
PWC CHILE

Juan Ignacio León Lira
REYMOND & CÍA, ABOGADOS

Jose Luis Letelier
CARIOLA DIEZ PEREZ-COTAPOS

Jorge Lohse

Santiago Lopez
PWC CHILE

María Esther López Di Rubba
BANCO DE CHILE

Gianfranco Lotito
CLARO & CÍA, MEMBER
OF LEX MUNDI

Nicolas Maillard
MAILLARD & CELIS ABOGADOS

Dominique Manzur
URENDA, RENCORET,
ORREGO Y DÖRR

Juan Pablo Matus
CARIOLA DIEZ PEREZ-COTAPOS

Sebastian Melero
PHILIPPI, PRIETOCARRIZOSA
FERRERO DU & URÍA

Nicolás Miranda Larraguibel
ALESSANDRI ABOGADOS

Raúl Muñoz Prieto
RUSSELL BEDFORD
CHILE - MEMBER OF RUSSELL
BEDFORD INTERNATIONAL

Juan Pablo Navarrete
CAREY Y CÍA LTDA

Pablo Novoa
CARIOLA DIEZ PEREZ-COTAPOS

Nicolás Ocampo
CAREY Y CÍA LTDA

Alberto Oltra
DHL GLOBAL FORWARDING

Sergio Orrego
URENDA, RENCORET,
ORREGO Y DÖRR

Gerardo Ovalle Mahns
YRARRÁZAVAL, RUIZ-TAGLE,
GOLDENBERG, LAGOS & SILVA

Luis Parada Hoyl
BAZDLA PIPER

Miguel Pávez B.
RUSSELL BEDFORD
CHILE - MEMBER OF RUSSELL
BEDFORD INTERNATIONAL

Daniela Peña Fergadiott
BARROS & ERRÁZURIZ

Vicente Portales
CLARO & CÍA, MEMBER
OF LEX MUNDI

Alberto Pulido A.
PHILIPPI, PRIETOCARRIZOSA
FERRERO DU & URÍA

Nina Radovic Fanta
BESALCO SA

Gianfranco Raglianti
CAREY Y CÍA LTDA

Felipe Rencoret
URENDA, RENCORET,
ORREGO Y DÖRR

Alfonso Reymond Larrain
REYMOND & CÍA, ABOGADOS

Ignacio Riffo
CHIRGWIN LARRETA PEÑAFIEL

Cristian Riquelme
ALBAGLI ZALIASNIK
ABOGADOS

Edmundo Rojas García
CONSERVADOR DE BIENES
RAÍCES Y COMERCIO
DE SANTIAGO

Alvaro Rosenblut
ALBAGLI ZALIASNIK
ABOGADOS

Bernardita Saez
ALESSANDRI ABOGADOS

Hugo Sánchez Ramírez
SUPERINTENDENCIA
DE INSOLVENCIA Y
REEMPRENDIMIENTO

Andrés Sanfuentes
PHILIPPI, PRIETOCARRIZOSA
FERRERO DU & URÍA

Francisco Selamé
PWC CHILE

Ximena Silberman
CAREY Y CÍA LTDA

Andrés Siles
URENDA, RENCORET,
ORREGO Y DÖRR

Marcela Silva
PHILIPPI, PRIETOCARRIZOSA
FERRERO DU & URÍA

Luis Fernando Silva Ibañez
YRARRÁZAVAL, RUIZ-TAGLE,
GOLDENBERG, LAGOS & SILVA

Alan Smith
SMITH Y CIA

Jorge Timmermann
BAZJDLA PIPER

Ricardo Tisi
CARIOLA DIEZ PEREZ-COTAPOS

Carlos Torres
REDLINES GROUP

Victor Hugo Valenzuela Millán

Felipe Valle
CARIOLA DIEZ PEREZ-COTAPOS

Nicolás Velasco Jenschke
SUPERINTENDENCIA
DE INSOLVENCIA Y
REEMPRENDIMIENTO

Sergio Yávar
GUERRERO OLIVOS

Arturo Yrarrázaval Covarrubias
YRARRÁZAVAL, RUIZ-TAGLE,
GOLDENBERG, LAGOS & SILVA

Jean Paul Zalaquett
ENEL DISTRIBUCIÓN CHILE SA

Matías Zegers
BAZJDLA PIPER

Barbara Zlatar
CARIOLA DIEZ PEREZ-COTAPOS

CHINA

SHANGHAI JIALIANG
CPAS LIMITED

SHANGHAI XUNNIU
INVESTMENT MANAGEMENT
CO. LTD.

STEINBERG HKC

WHITE & CASE LLP

Jacob Blacklock
LEHMAN, LEE & XU

Russell Brown
LEHMANBROWN

Qiang Chai
CHINA INSTITUTE OF
REAL ESTATE APPRAISERS
AND AGENTS

Elliott Youchun Chen
JUNZEJUN LAW OFFICES

Jie Chen
JUN HE LAW OFFICE,
MEMBER OF LEX MUNDI

Jun Chen
SHANGHAI CITY
DEVELOPMENT LAW FIRM

Li Chen
JINAN SHANTONG
TAX CONSULTING

Mingqing Chen
JUN HE LAW OFFICE,
MEMBER OF LEX MUNDI

Tao Chen
JUN HE LAW OFFICE,
MEMBER OF LEX MUNDI

Xiaofeng Chen
BEIJING HUANZHONG
& PARTNERS

Xinping Chen
ZHONG LUN LAW FIRM

Diogo Colaço
OLICARGO INTERNATIONAL
FREIGHT FORWARDER
(SHANGHAI) CO. LTD.

Lei Cui
WEIHENG LAW FRIM

Fei Dang
MMLC GROUP

Michael Diaz Jr.
DIAZ, REUS & TARG, LLP

Zhitong Ding
CREDIT REFERENCE CENTER OF
PEOPLE'S BANK OF CHINA

Tina Dong
LEHMAN, LEE & XU

Zack Dong
REEDSMITH

Lijing Du
JUN HE LAW OFFICE,
MEMBER OF LEX MUNDI

Helen Feng
ANGELA WANG & CO.

Shuai Gao
AEROSPACE CONSTRUCTION
COMPANY OF CHINA

Grace Geng
ZHONG LUN LAW FIRM

Adam Gilbourne
EASY IMEX LTD.

Shuquan He
SHANGHAI UNIVESITY

Sherry Hu
HOGAN LOVELLS

Ziyan Huang
JUN HE LAW OFFICE,
MEMBER OF LEX MUNDI

Wilson Huo
ZHONG LUN LAW
FIRM - BEIJING

Shan Jin
KING & WOOD MALLESONS

Xin Jin
KING & WOOD MALLESONS

Catherine Jing
REEDSMITH

Jiang Junlu
KING & WOOD MALLESONS

Ioana Kraft
EUROPEAN UNION CHAMBER
OF COMMERCE IN CHINA

Jack Kai Lei
KUNLUN LAW FIRM

Audry Li
ZHONG LUN LAW FIRM

Juan Li
CHINA INSTITUTE OF
REAL ESTATE APPRAISERS
AND AGENTS

Qing Li
JUN HE LAW OFFICE,
MEMBER OF LEX MUNDI

Rachel Li
ZHONG LUN LAW
FIRM - BEIJING

Ellen Liu
MAYER BROWN JSM

Grace Liu
RUSSELL BEDFORD HUA-ANDER
CPAS - MEMBER OF RUSSELL
BEDFORD INTERNATIONAL

Ning Liu
JUN HE LAW OFFICE,
MEMBER OF LEX MUNDI

Sherry Liu
NORONHA ADVOGADOS

Yanyan Liu
KUNLUN LAW FIRM

Lucy Lu
KING & WOOD MALLESONS

Scarlett Lu
KING & WOOD MALLESONS

Xiaomin Luo
PENGYUAN CREDIT
SERVICES CO. LTD.

Hongli Ma
JUN HE LAW OFFICE,
MEMBER OF LEX MUNDI

Jonathan Mok
ANGELA WANG & CO.

Matthew Mui
PWC CHINA

Matthew Murphy
MMLC GROUP

Xiaochen Ni
EUROPEAN UNION CHAMBER
OF COMMERCE IN CHINA

Lei Niu
ZHONG LUN LAW FIRM

Peng Pan
KING & WOOD MALLESONS

Giovanni Pisacane
GWA GREATWAY ADVISORY

Han Shen
KING & WOOD MALLESONS

Tina Shi
MAYER BROWN JSM

Ruiqiu Song
KING & WOOD MALLESONS

Ice Sun
PWC CHINA

Yufan Sun
JUN HE LAW OFFICE,
MEMBER OF LEX MUNDI

Terence Tung
MAYER BROWN JSM

Angela Wang
ANGELA WANG & CO.

Eric Wang
MAYER BROWN JSM

Guoqi Wang
RUSSELL BEDFORD HUA-ANDER
CPAS - MEMBER OF RUSSELL
BEDFORD INTERNATIONAL

Jessica Wang
J & BACH INTERNATIONAL
LOGISTICS CO. LTD.

Jinghua Wang
JUN HE LAW OFFICE,
MEMBER OF LEX MUNDI

Lihua Wang
JUN HE LAW OFFICE,
MEMBER OF LEX MUNDI

Longxin Wang
YINGKE LAW FIRM

Thomas Wang
SHANGHAI BOSS & YOUNG

Wallace Wang
MAYER BROWN JSM

Xiaolei Wang
CREDIT REFERENCE CENTER OF
PEOPLE'S BANK OF CHINA

Xiaolu Wang
ENHESA

Xuehua Wang
BEIJING HUANZHONG
& PARTNERS

Anthea Wong
PWC CHINA

Kent Woo
GUANGDA LAW FIRM

Yuanbao Wu
XIONGZHI LAW FIRM

Xiaosong Xie
BEIJING HUANZHONG
& PARTNERS

Xiaohong Xiong
PENGYUAN CREDIT
SERVICES CO. LTD.

Benny Xu
J & BACH INTERNATIONAL
LOGISTICS CO. LTD.

Yuan Xu
SHANDONG STARMEN CO. LTD.

Qing Yang
KUNLUN LAW FIRM

Tianyao Yang
LEHMANBROWN

Yuan Yang
CREDIT REFERENCE CENTER OF
PEOPLE'S BANK OF CHINA

Andy Yeo
MAYER BROWN JSM

Hang Yu
SIEMENS CHINA

Natalie Yu
SHANGHAI LI YAN

Xia Yu
MMLC GROUP

Jianan Yuan
JUN HE LAW OFFICE,
MEMBER OF LEX MUNDI

Alan Zhang
KING & WOOD MALLESONS

Jessica Zhang
PWC CHINA

Lingjuan Zhang
YINGKE LAW FIRM

Xin Zhang
GLOBAL LAW OFFICE

Yi Zhang
KING & WOOD MALLESONS

Young Zhang
BEIJING XINHAI CUSTOMS
CLEARANCE CO. LTD.

George Zhao
KING & WOOD MALLESONS

Xingjian Zhao
DIAZ, REUS & TARG, LLP

Crys Zheng
LEHMAN, LEE & XU

Fei Zheng
JUN HE LAW OFFICE,
MEMBER OF LEX MUNDI

Jianying Zheng
JUN HE LAW OFFICE,
MEMBER OF LEX MUNDI

Christina Zhu
HOGAN LOVELLS

Viviane Zhu
DACHENG LAW OFFICES

Wei Zhu
SHANGHAI XINHAI CUSTOMS
BROKERS COMPANY

Weina Zhu
DENTONS

Delong Zou
JUN HE LAW OFFICE,
MEMBER OF LEX MUNDI

Roy Zou
HOGAN LOVELLS

COLOMBIA

EINCE LTDA

Enrique Álvarez
JOSÉ LLOREDA
CAMACHO & CO.

Méndez Andrea Daniela
PWC COLOMBIA

Santiago Arango
JOSÉ LLOREDA
CAMACHO & CO.

Alexandra Arbeláez Cardona
RUSSELL BEDFORD
COLOMBIA - MEMBER
OF RUSSELL BEDFORD
INTERNATIONAL

Laura Arboleda
PARRA RODRÍGUEZ
ABOGADOS SAS

Felipe Aristizábal
NIETO & CHALELA

Laura Ariza
REAL CARGA LTDA

Patricia Arrázola-Bustillo
GÓMEZ-PINZÓN ZULETA
ABOGADOS SA

Estefanía Arteaga
TMF COLOMBIA LTDA

Cesar Barajas
PARRA RODRÍGUEZ
ABOGADOS SAS

Maria Cristina Barco Becerra
PRODESA Y CIA SA

Luis Alfredo Barragán
BRIGARD & URRUTIA,
MEMBER OF LEX MUNDI

Santiago Barrientos
PARRA RODRÍGUEZ
ABOGADOS SAS

Aurora Barroso
PARRA RODRÍGUEZ
ABOGADOS SAS

Claudia Benavides Galvis
BAKER & MCKENZIE

Fernando Bermúdez Durana
MUÑOZ TAMAYO
& ASOCIADOS

Andres Bernal
REAL CARGA LTDA

Joe Ignacio Bonilla Gálvez
MUÑOZ TAMAYO
& ASOCIADOS

Juan Pablo Bonilla Sabogal
POSSE HERRERA RUIZ

Martha Bonnet
CAVELIER ABOGADOS

Mario Camargo
HM & COMPANY LTDA

Claudia Marcela Camargo
Arias
PWC COLOMBIA

Samuel Cano
JOSÉ LLOREDA
CAMACHO & CO.

Dario Cárdenas
CÁRDENAS & CÁRDENAS

Natalia Caroprese
JOSÉ LLOREDA
CAMACHO & CO.

Carlos Carvajal
JOSÉ LLOREDA
CAMACHO & CO.

Luis Miguel Carvajal
CODENSA SA ESP

Fernando Castañeda
ORGANIZACIÓN CORONA

Elvin Chiviri
CAMACOL

Felipe Cuberos
PHILIPPI PRIETOCARRIZOSA
FERRERO DU & URÍA

Lyana De Luca
BRIGARD & URRUTIA,
MEMBER OF LEX MUNDI

Patrick Del Duca
ZUBER LAWLER & DEL DUCA

- Jennifer Diaz
PRODESA Y CIA SA
- Juan Carlos Diaz
GENELEC DE COLOMBIA SAS
- Maria Fernanda Diaz Chacon
BAKER & MCKENZIE
- Luis Aurelio Diaz Jiménez
GRUPO EMPRESARIAL OIKOS SAS
- Carlos Fradique-Méndez
BRIGARD & URRUTIA, MEMBER OF LEX MUNDI
- Luis Gallo Medina
GALLO MEDINA ABOGADOS ASOCIADOS
- Wilman Garzón
CODENSA SA ESP
- Juliana Giorgi
POSSE HERRERA RUIZ
- Hugo Gonzalez
CAVELIER ABOGADOS
- Sandra Liliana Gutiérrez
RUSSELL BEDFORD COLOMBIA - MEMBER OF RUSSELL BEDFORD INTERNATIONAL
- Santiago Gutiérrez
JOSÉ LLOREDA CAMACHO & CO.
- William Rene
Gutierrez Oregon
INSTITUTO COLOMBIANO AGROPECUARIO
- Edwar Hernandez
GENELEC DE COLOMBIA SAS
- Thomas Holguin
BRIGARD & URRUTIA, MEMBER OF LEX MUNDI
- Carlos Jair Gómez Guzmán
PARRA RODRIGUEZ ABOGADOS SAS
- Carlos Mario Lafaurie Escorpe
PWC COLOMBIA
- Nubia Lamprea
CODENSA SA ESP
- Jorge Lara-Urbaneja
ARCINIEGAS LARA BRICEÑO PLANA
- Margarita Llorente Carreño
AMARILLO SA
- William Marín
PRODUCTOS FAMILIA
- Miguel Martinez
GENELEC DE COLOMBIA SAS
- Camilo Martínez Beltrán
DLA PIPER MARTINEZ BELTRÁN
- Néstor Humberto
Martínez Neira
MARTINEZ NEIRA ABOGADOS
- Alejandro Medina
PHILIPPI PRIETOCARRIZOSA FERRERO DU & URÍA
- Juan Camilo Medina Contreras
PWC COLOMBIA
- Christoph Möller
PARRA RODRIGUEZ ABOGADOS SAS
- Juan Felipe Morales Acosta
JOSÉ LLOREDA CAMACHO & CO.
- Luis Gabriel Morcillo-Méndez
BRIGARD & URRUTIA, MEMBER OF LEX MUNDI
- Francisco Javier Morón López
PARRA RODRIGUEZ ABOGADOS SAS
- Luis E. Nieto
NIETO & CHALELA
- Caterine Noriega Cárdenas
GESTIÓN LEGAL COLOMBIA
- Juan Sebastián Noriega Cárdenas
GESTIÓN LEGAL COLOMBIA
- Adriana Carolina Ospina Jiménez
BRIGARD & URRUTIA, MEMBER OF LEX MUNDI
- Juan Guillermo Otero Gonzalez
BAKER & MCKENZIE
- Juan Andrés Palacios
LEWIN & WILLS ABOGADOS
- Álvaro Parra
PARRA RODRIGUEZ ABOGADOS SAS
- Santiago Parra Salazar
PARRA RODRIGUEZ ABOGADOS SAS
- Naufal Pedraza
PRODUCTOS FAMILIA
- Carolina Posada
POSSE HERRERA RUIZ
- Daniel Posse
POSSE HERRERA RUIZ
- Natalia Eugenia Quijano Uribe
CODENSA SA ESP
- Luisa Rico Sierra
LEYVA ONTIER
- Irma Isabel Rivera
BRIGARD & URRUTIA, MEMBER OF LEX MUNDI
- Cristina Robayo Herrera
PARRA RODRIGUEZ ABOGADOS SAS
- Luis Carlos Robayo Higuera
RUSSELL BEDFORD COLOMBIA - MEMBER OF RUSSELL BEDFORD INTERNATIONAL
- Laura Rodriguez
CAVELIER ABOGADOS
- Adrián Rodríguez
LEWIN & WILLS ABOGADOS
- Jaime Alberto Rodríguez Cuestas
NOTARIA 13 DE BOGOTÁ
- Bernardo Rodríguez Ossa
PARRA RODRIGUEZ ABOGADOS SAS
- Sonia Elizabeth Rojas Izaquita
GALLO MEDINA ABOGADOS ASOCIADOS
- Leonardo Romero
PRODESA Y CIA SA
- Katherine Romero Hinestrosa
PARRA RODRIGUEZ ABOGADOS SAS
- Cristina Rueda Londoño
PRIETO & CARRIZOSA SA
- Ricardo Saldarriaga
JOSÉ LLOREDA CAMACHO & CO.
- Nader Samih
PRODUCTOS FAMILIA
- Paula Samper Salazar
GÓMEZ-PINZÓN ZULETA ABOGADOS SA
- Ana Sanabria
TMF GROUP
- Jorge Samiento
CAVELIER ABOGADOS
- Raúl Alberto Suárez Arcila
SUÁREZ ARCILA & ABOGADOS ASOCIADOS
- Diego Muñoz Tamayo
MUNOZ TAMAYO & ASOCIADOS
- Gustavo Tamayo Arango
JOSÉ LLOREDA CAMACHO & CO.
- Olga Viviana Tapias
RUSSELL BEDFORD COLOMBIA - MEMBER OF RUSSELL BEDFORD INTERNATIONAL
- Paola Tapiero
TRADE LEADER
- Faunier David Toro Heredia
CODENSA SA ESP
- Natalia Tovar Ibagoas
EXPERIAN - DATACRÉDITO
- Nataly Traslaviña
PARRA RODRIGUEZ ABOGADOS SAS
- Maria Camila Valdés
GALLO MEDINA ABOGADOS ASOCIADOS
- Daniel Vargas Umaña
EXPERIAN - DATACRÉDITO
- Frank Velandia
TECLOGIC LTDA
- Patricia Vergara
GÓMEZ-PINZÓN ZULETA ABOGADOS SA
- Lilalba Vinasco
INSTITUTO COLOMBIANO AGROPECUARIO
- Alirio Virviescas
NOTARIA 41 DE BOGOTÁ
- Adriana Zapata
CAVELIER ABOGADOS
- COMOROS**
- BANQUE CENTRALE DES COMORES*
- CABINET D'AVOCATS SAÏD IBRAHIM*
- Mohamed Abdou
PRÉFECTURE MORONI
- Hilmy Aboudsaid
COMORES CARGO INTERNATIONAL
- Zainoudine Ahamada
MINISTÈRE DE L'ÉCONOMIE ET DU COMMERCE
- Aida Ahmed Yahaia
IZA SOCIÉTÉ IMMOBILIÈRE DES COMORES
- Moissi Ali
ÉNERGIE COMORES
- Feissoili Ali Oubeidi
CABINET FEISSOILI
- Omar Said Allaoui
ECDI
- Salim Amir
Mouzaoui Amroine
MOUVEMENT DES ENTREPRENEURS COMORIENNES (MODEC)
- Yousoub Ibn Ismael Aticki
BARREAU DE MORONI
- Assoumani Hassani
MINISTÈRE DE L'ÉCONOMIE ET DU COMMERCE
- Kabasse Ibrahim
MINISTÈRE DE L'ÉCONOMIE ET DU COMMERCE
- Madiane Mohamed Issa
CABINET D'AVOCAT BAHASSANI
- Faouzi Mohamed Lakj
TRIBUNAL DE COMMERCE COMOROS
- Mohamed Maoulida
AUDIT CONSEIL-INTERNATIONAL
- Farahati Moussa
MOUVEMENT DES ENTREPRENEURS COMORIENNES (MODEC)
- Azad Mze
CABINET D'AVOCATS MZE
- Ibrahim A. Mzimba
CABINET MZIMBA AVOCATS
- Halidi Ali Omar
MINISTÈRE DE L'ÉCONOMIE ET DU COMMERCE
- Marco Raymond
- Abdillah Mohamed Soihiri
KILNIC SERVICES
- CONGO, DEM. REP.**
- Albert-Blaise Akoka
DELOITTE RDC
- Nathalie Banza
SDV LOGISTICS
- Billy Batunzy
CABINET BATUNZY
- Siku Beya
CABINET LUKOMBE & LES AVOCATS
- Hugo Bolanshi
YAV & ASSOCIATES
- Jonathan Bononge
ROCAT SARL
- Guillaume Bononge Litobaka
ROCAT SARL
- François Bota kilukidi
WILVAN ARCHITECTURE
- Claude Cherubala
VARCONN
- Nicaise Chikuru
Munyigwarha
CHIKURU & ASSOCIÉS
- Kankenga Daniel
CONSORTIUM DE CONSTRUCTION D'ELECTRICITÉ ET MULTI SERVICE (COCEM)
- Siegfried Dibong
PWC CONGO (DEMOCRATIC REPUBLIC OF)
- Prosper Djuma Bilali
CABINET MASAMBA
- Holly Embonga Tomboli
CHIKURU & ASSOCIÉS
- Jose Engbanda Mananga
GUICHET UNIQUE DE CRÉATION D'ENTREPRISE
- Irénée Falanka
CABINET IRÉNÉE FALANKA
- Amisi Herady
GUICHET UNIQUE DE CRÉATION D'ENTREPRISE
- Lydie Isengingo Luanzo
BARREAU DE KINSHASA/ MATETE
- Cedrick Kala Konga
EGEC
- Rene Kala Konga
EGEC
- Nicky Kanyiki Katshindi
PROCREDIT BANK
- Benoit Kapila
SDV LOGISTICS
- Donatien Kasseyet Kalume
AXCESS-CONGO
- Gracia Kavumvula
MINISTÈRE DES AFFAIRES FONCIÈRES
- Dieu Donnè Kfuma
CABINET KHUMA ET BEKOMBE
- Arly Khuty
CABINET EMERY MUKENDI WAFWANA & ASSOCIÉS
- Marc Kongomayi Mulumba
SOCIÉTÉ NATIONALE D'ELECTRICITÉ (SNEL)
- Christ Kuty
CABINET EMERY MUKENDI WAFWANA & ASSOCIÉS
- Emmanuel Le Bras
PWC
- Jean-Marie Lepriya Molenge
CABINET NGALIEMA
- Desiré Likolo
EGEC
- Jean-Pierre Kevin Lofumbwa
DELOITTE RDC
- Francis Lugunda Lubamba
CABINET LUKOMBE & LES AVOCATS
- Carol Lutaladio
DIRECTION GÉNÉRALE DES DOUANES ET ACCISES
- Brigitte Luyambuladio
EGEC
- Aubin Mabanza
KLAM & PARTNERS AVOCATS
- Béatrice Mabanza
KLAM & PARTNERS AVOCATS
- Yves Madre
DELOITTE RDC
- Robert Majambo
YAV & ASSOCIATES
- Steve Manuana
CABINET EMERY MUKENDI WAFWANA & ASSOCIÉS
- Aristide Mbayo Makyata
DIRECTION GÉNÉRALE DES DOUANES ET ACCISES
- Patou Monkinda Molanga
PROCREDIT BANK
- Louman Mpooy
PMOY LOUMAN & ASSOCIÉS
- Christine Mpunga Tshim
BANQUE CENTRALE DU CONGO
- Tarin Muhongo
PWC CONGO (DEMOCRATIC REPUBLIC OF)
- Célestine Mukalay Kionde
SOCIÉTÉ NATIONALE D'ELECTRICITÉ (SNEL)
- Vaval Mukobo
CABINET NGALIEMA
- Eliance Muloji Wa Mbuyi
CABINET NGALIEMA
- Jean Pierre Muyaya Kasanzu
CABINET EMERY MUKENDI WAFWANA & ASSOCIÉS
- Philippe Mvita Kabasele
BANQUE CENTRALE DU CONGO
- Jean-Paul Mvuni Malanda
CABINET NGALIEMA
- Gabriel Mvempu Numbi
DIRECTION GÉNÉRALE DES DOUANES ET ACCISES

Nicaise Navanga
SDV LOGISTICS

Joseph Ngalamulume Lukalu
CABINET YOKO ET ASSOCIÉS

Patrick Ngandu
CABINET NGALIEMA

Placide Nkala Basadilua
GUICHET UNIQUE DE
CRÉATION D'ENTREPRISE

Victorine Bibiche Nsimba
Kilembe
CABINET YOKO ET ASSOCIÉS

Marlyne Nzailu
PWC CONGO (DEMOCRATIC
REPUBLIC OF)

Léon Nzimbi
PWC CONGO (DEMOCRATIC
REPUBLIC OF)

Laurent Okitonembo
CABINET DJUNGA & RISASI

Pierre Risasi
CABINET DJUNGA & RISASI

Freddy Mulamba Senene
MULAMBA & ASSOCIATES
LAW FIRM

Moïse Tangala
CABINET IRENÉE FALANKA

Antoine Tshibuabua Mbuyi
SOCIÉTÉ NATIONALE
D'ÉLECTRICITÉ (SNEL)

Seraphin Umba
YAV & ASSOCIATES

Willy Vangu Malanda
WILVAN ARCHITECTURE

Ngaliema Zephyrin
CABINET NGALIEMA

CONGO, REP.

Elisabeth Ajamen
BEAC SIÈGE

Patrice Bazolo
PWC

Prosper Bizitou
PWC

Claude Coelho
CABINET D'AVOCATS
CLAUDE COELHO

Alexis Debi
PWC

Lydie Diawara
SNE (SOCIÉTÉ NATIONALE
D'ÉLECTRICITÉ)

Georges Ebale
TRIBUNAL DE COMMERCE
DE BRAZZAVILLE

Zahour El Hiouli
BUSINESS LAWYER
AND INTERPRETER

Mathias Essereke
CABINET D'AVOCATS
MATHIAS ESSEREKE

Philippe Fouda Fouda
BEAC SIÈGE

Joe Pépin Foundoux
PWC

Gaston Gapo
ATELIER D'ARCHITECTURE
ET D'URBANISME

Moïse Kokolo
PWC

Sylvère Béranger
Kymbassa Boussi
ETUDE MAÎTRE BÉATRICE
DIANZOLO, HUISSIER
DE JUSTICE

Salomon Louboula
ETUDE NOTARIALE LOUBOULA

Jay Makoundou
PWC

Benic Mbanwie Sarr
PWC

Françoise Mbongo
CABINET MBONGO

Gaspard Ngoma
MINISTÈRE DE LA
CONSTRUCTION, DE
L'URBANISME, DE LA VILLE
ET DU CADRE DE VIE

Paul Obambi
CHAMBRE DE COMMERCE,
D'INDUSTRIE, D'AGRICULTURE
ET DES MÉTIERS DE
BRAZZAVILLE

Jean-Marc Ognango
DELOITTE

Regina Nicole Okandza Yoka
DIRECTION GÉNÉRALE
DES IMPÔTS

Claude Joël Paka
ORDRE NATIONAL DES
AVOCATS DU CONGO
BARREAU DE BRAZZAVILLE

Aimé Pambou
BOLLORE TRANSPORTS
& LOGISTIQUES

André François Quenum
CABINET ANDRÉ
FRANÇOIS QUENUM

Francky Rakotondrina
JOHN W. FFOOKS & CO.

Jean Jacques Youlou

Volana Sandra Zakariasy
JOHN W. FFOOKS & CO.

Alpha Zinga Moko
PWC

COSTA RICA

BATALLA SALTO LUNA

TRANSUNION

Luis Acuna
ASESORES LEGALES EN
PROPIEDAD INDUSTRIAL

John Aguilar-Quesada
AGUILAR CASTILLO LOVE

Paula Amador
PWC COSTA RICA

Arnoldo André
LEXINCORP

Alejandro Antillón
PACHECO COTO

Arturo Apéstegui
PACHECO COTO

Carlos Araya
CENTRAL LAW - QUIROS
ABOGADOS

Carlos Arias
OLLER ABOGADOS

Luis Diego Barahona
PWC COSTA RICA

Alejandro Bettoni Traube
DONINELLI &
DONINELLI - ASESORES
JURÍDICOS ASOCIADOS

Arturo Bonilla Merino
SOLANO, ROJAS & BONILLA

Eduardo Calderón-Odio
BLP ABOGADOS

Natalia Callejas Aquino
AGUILAR CASTILLO LOVE

Giorginella Carranza
G LOGISTICS COSTA RICA SA

Adriana Castro
BLP ABOGADOS

Margot Chinchilla
SOCIACO

Andrey Dorado
ARIAS LAW

Roberto Esquivel
OLLER ABOGADOS

Dieter Gallop Fernández
G LOGISTICS COSTA RICA SA

Miguel Golcher Valverde
COLEGIO DE INGENIEROS
ELECTRICISTAS, MECÁNICOS
E INDUSTRIALES

Karla González-Bolaños
BLP ABOGADOS

Jorge Hernández
COLEGIO DE INGENIEROS
ELECTRICISTAS, MECÁNICOS
E INDUSTRIALES

Randall Zamora Hidalgo
COSTA RICA ABC

Stephanie Howard Peña
AGUILAR CASTILLO LOVE

Elvis Jiménez Gutiérrez
SUPERINTENDENCIA GENERAL
DE ENTIDADES FINANCIERAS

Vicente Lines
ARIAS LAW

José Pablo Masís

Andrés Mercado
OLLER ABOGADOS

Pamela Meza
OLLER ABOGADOS

Ignacio Monge Dobles
PACHECO COTO

Jorge Montenegro
SCGMT ARQUITECTURA
Y DISEÑO

Eduardo Montoya Solano
SUPERINTENDENCIA GENERAL
DE ENTIDADES FINANCIERAS

Ana Cristina Mora
EXPERTIS GHP ABOGADOS

Ricardo Murillo
SOCIACO

Cecilia Naranjo
LEX COUNSEL

Pedro Oller
OLLER ABOGADOS

Diana Pál-Hegedüs
PÁL-HEGEDÜS &
ORTEGA ABOGADOS

Marianne Pál-Hegedüs Ortega
GÓMEZ & GALINDO
ABOGADOS

Mauricio París
EXPERTIS GHP ABOGADOS

Natasha Perez
LEXINCORP COSTA RICA

Andrea Saenz
AGUILAR CASTILLO LOVE

Juliana Salamanca Valderrama
BDG BUILDING PROJECTS SA

Cristina Salas Trejos
LEXINCORP COSTA RICA

José Luis Salinas
GRUPO INMOBILIARIO
DEL PARQUE

Luis Sánchez
FACIO & CAÑAS, MEMBER
OF LEX MUNDI

Tracy Varela Calderón
ARIAS LAW

Alonso Vargas
LEXINCORP

Eugenio Vargas
LEXINCORP

Marianela Vargas
PWC

Abril Villegas
OLLER ABOGADOS

Jonathan Villegas Alvarado
SOCIACO

Guillermo Emilio Zúñiga
González
EXPERTIS GHP ABOGADOS

Jafet Zúñiga Salas
SUPERINTENDENCIA GENERAL
DE ENTIDADES FINANCIERAS

CÔTE D'IVOIRE

BCEAO

CABINET EXPERTISES

CREDITINFO VOLO

EOLIS

Claude Aman
BOLLORE AFRICA LOGISTICS

Nathalie Assou
ELISHA & ASSOCIÉS

Alexandre Bairo
KSK SOCIÉTÉ D'AVOCATS

Abou Berte
TIERI

Binde Binde
AFRICA TRANS-LOGISTICS
INTERNATIONAL

Amaury Boscio

Lassiney Kathann Camara
CLK AVOCATS

Thierry Court
TIERI

Arsène Dablé
SCPA DOGUÉ-ABBÉ
YAO & ASSOCIÉS

Zirignon Constant Delbe
MINISTÈRE DE L'AGRICULTURE
ET DU DÉVELOPPEMENT RURAL

Issa Diabaté
KOFFI & DIABATÉ

Lynn Diagou
SCPA DOGUÉ-ABBÉ
YAO & ASSOCIÉS

Aboubakar-Sidiki Diarrassouba
CLK AVOCATS

Cheick Diop
CABINET DU DOCTEUR
CHEICK DIOP AVOCATS

Aly Djiohou
IJF CONSEILS JURIDIQUES

Seydou Dongo
KOFFI & DIABATÉ

Yolande Doukoure Séhinabou
DSY ARCHITECTE

Dorothee K. Dreesen
ETUDE MAÎTRE DREESSEN

Jean-Pierre Elisha
ELISHA & ASSOCIÉS

Emmel Emmanuel Essis
GUICHET UNIQUE DE
L'INVESTISSEMENT EN
CÔTE D'IVOIRE - CEPICI

Ramatou Fall
GUICHET UNIQUE DE
L'INVESTISSEMENT EN
CÔTE D'IVOIRE - CEPICI

Claude-Andrée Grogas
CABINET JEAN-FRANÇOIS
CHAUVEAU

Annick Imboua-Niava
IMBOUA-KOUAO-TELLA
(IKT) & ASSOCIÉS

Nanette Kaba Ackah
BOLLORE AFRICA LOGISTICS

Barnabe Kabore

Kitifolo Kignaman-Soro
WEBB FONTAINE CÔTE D'IVOIRE

Kouamé Klemet
KSK SOCIÉTÉ D'AVOCATS

Angaman Kouadio
KSK SOCIÉTÉ D'AVOCATS

Guillaume Koffi
KOFFI & DIABATÉ

Noël Koffi
CABINET NOËL Y. KOFFI

Yocoli Grâce Nonan
SCPA DOGUÉ-ABBÉ
YAO & ASSOCIÉS

Kiyobien Kone
KSK SOCIÉTÉ D'AVOCATS

Antoine Koné Yoha
ORAKYZEMA ARCHITECTOURA

Marc Arthur Kouacou
MAZARS CI

Guillaume Kouame
BOLLORE AFRICA LOGISTICS

Hermann Kouao
IMBOUA-KOUAO-TELLA
(IKT) & ASSOCIÉS

Marylene Kouassi
KSK SOCIÉTÉ D'AVOCATS

Blaise Kouassi Kouadio
SIELD

Marie Leonard
WEBB FONTAINE CÔTE D'IVOIRE

Charlotte-Yolande Mangoua
ETUDE DE MAÎTRE MANGOUA

Djimasna N'Donngar
COUR COMMUNE DE
JUSTICE ET D'ARBITRAGE
(CCJA) DE L'OHADA

Georges N'Goan
CABINET N'GOAN,
ASMAN & ASSOCIÉS

Eric N'Guessan
EY

Patricia N'Guessan
CABINET DE L'INDENIE

Isabelle Niamkey
CLK AVOCATS

Jacques Otro
CONSEIL NATIONAL DE
L'ORDRE DES ARCHITECTES

Madou Ouattara
TIERI

Athanase Raux
CABINET RAUX, AMIEN
& ASSOCIÉS

Zinda Sawadogo
KSK SOCIÉTÉ D'AVOCATS

Melissa Seri
IMBOUA-KOUAO-TELLA
(IKT) & ASSOCIÉS

Lanciné Sidibé
GUICHET UNIQUE DU
PERMIS DE CONSTRUIRE

Mamadou Sylla
LABORATOIRE DU BATIMENT
ET DES TRAVAUX PUBLICS

Osther Tella
IMBOUA-KOUAO-TELLA
(IKT) & ASSOCIÉS

Gwénaelle Teruin
CABINET JEAN-FRANÇOIS
CHAUVEAU

Euphrasie Tiacoh
ANYRAY & PARTNERS

Eloi Kouakou Yao
CLK AVOCATS

Didier Yao Koffi Kan
AITM

Volana Sandra Zakariasy
JOHN W. FFOOKS & CO.

Seydou Zerbo
SCPA DOGUÉ-ABBÉ
YAO & ASSOCIÉS

CROATIA

PWC CROATIA

ZAGREB STOCK EXCHANGE

Ivona Anđelović
ODVJETNIČKO DRUŠTVO
GLINSKA & MIŠKOVIĆ D.O.O.

Andrea August
AGENCY FOR INVESTMENTS
AND COMPETITIVENESS

Zoran Avramović
MINISTRY OF JUSTICE

Milan Bandić
CENTRAL CITY
ADMINISTRATION OF ZAGREB

Hrvoje Bardek
BARDEK, LISAC, MUŠEC,
SKOKO D.O.O. IN
COOPERATION WITH CMS
REICHHROHWIG HAINZ
RECHTSANWÄLTE GMBH

Maja Baričević
CROATIAN BANK FOR
RECONSTRUCTION AND
DEVELOPMENT

Marija Bartoluci
LEKO I PARTNERI
ATTORNEYS-AT-LAW

Nera Beroš
LEKO I PARTNERI
ATTORNEYS-AT-LAW

Zoran Bohaček
CROATIAN BANKING
ASSOCIATION

Martina Bosak
LEKO I PARTNERI
ATTORNEYS-AT-LAW

Željka Bregeš
COMMERCIAL COURT

Mijo Brković
HROK D.O.O.

Rajka Bunjevac
CROATIAN CHAMBER
OF ARCHITECTS

Belinda Čačić
ČAČIĆ & PARTNERS LAW FIRM

Iva Crnogorac
DIVJAK, TOPIĆ & BAHTJAREVIĆ

Saša Divjak
DIVJAK, TOPIĆ & BAHTJAREVIĆ

Renata Duka
MINISTRY OF JUSTICE

Mirta Dusparić
CROATIAN BANK FOR
RECONSTRUCTION AND
DEVELOPMENT

Božidar Feldman
MATIĆ, FELDMAN &
HERMAN LAW FIRM

Mirela Fučkar
MINISTRY OF JUSTICE

Tomislava Furčić
LAW OFFICE FURČIĆ

Ivan Gjurgjan
GIJURGJAN & ŠRIBAR
RADIĆ LAW FIRM

Marta Glasnović
EY SAVJETOVANJE D.O.O.

Dino Gliha
ČAČIĆ & PARTNERS LAW FIRM

Krešimir Golubić
GOLMAX D.O.O.

Anja Grbeš
MAČEŠIĆ & PARTNERS LTD.

Iva Grgić
BARDEK, LISAC, MUŠEC,
SKOKO D.O.O. IN
COOPERATION WITH CMS
REICHHROHWIG HAINZ
RECHTSANWÄLTE GMBH

Sonja Herceg
CROATIAN BANK FOR
RECONSTRUCTION AND
DEVELOPMENT

Sandra Hutter
CROATIAN ENERGY
REGULATORY AGENCY

Branimir Iveković
IVEKOVIĆ LAW OFFICE

Tina Jakupak
COMMERCIAL COURT

Vinka Jelavić
AGENCY FOR INVESTMENTS
AND COMPETITIVENESS

Irina Jelčić
HANŽEKOVIĆ & PARTNERS
LTD., MEMBER OF LEX MUNDI

Tamara Jelić Kazić
ODVJETNIČKO DRUŠTVO
BARDEK, LISAC, MUŠEC,
SKOKO D.O.O. IN
COOPERATION WITH CMS
REICH-ROHRWIG HAINZ

Saša Jovičić
WOLF THEISS

Ana Junaković
LAKTIĆ & PARTNERS
LAW FIRM LTD.

Tena Jurišić
ODVJETNIČKO DRUŠTVO
GLINSKA & MIŠKOVIĆ D.O.O.

Ančica Kačić
CENTRAL CITY
ADMINISTRATION OF ZAGREB

Andrijana Kastelan
ŽURIĆ I PARTNERI D.O.O.

Mislav Kemec

Filip Kočiš
AGENCY FOR INVESTMENTS
AND COMPETITIVENESS

Bruno Kokot

Iva Kemec Kokot
ZAGREB CIVIL LAW NOTARY

Katarina Kokot

Vesna Kadić Komadina
CUSTOMS DIRECTORATE
OF CROATIA

Dean Kovač
AGENCY FOR INVESTMENTS
AND COMPETITIVENESS

Linda Križić
DIVJAK, TOPIĆ & BAHTJAREVIĆ

Anita Krizmanić
MAČEŠIĆ & PARTNERS LTD.

Dinko Lauš
LAURA D.O.O.

Sandra Lauš
LAURA D.O.O.

Ivan Ljubic
CROATIAN CHAMBER
OF ARCHITECTS

Marko Lovrić
DIVJAK, TOPIĆ & BAHTJAREVIĆ

Ana Lubura
GARK KONZALTING D.O.O.

Miran Mačević
MAČEŠIĆ & PARTNERS LTD.

Josip Madirazza
MADIRAZZA & PARTNERS

Mihaela Malenica
VIDAN ATTORNEYS-AT-LAW

Ivan S. Maleš
ODVJETNIČKO DRUŠTVO
GLINSKA & MIŠKOVIĆ D.O.O.

Ivana Manovelo
MAČEŠIĆ & PARTNERS LTD.

Danko Markovinović
STATE GEODETIC
ADMINISTRATION

Josip Martinić
WOLF THEISS

Iva Masten
VIDAN ATTORNEYS-AT-LAW

Tin Matić
TIN MATIĆ LAW OFFICE

Danijel Meštrić
VARAŽDIN COUNTY

Damir Mikulić
THE CITY OF VARAŽDIN

Andrea Mršić
BOŽIĆ AND PARTNERS

Zeljana Muslim
FINANCIAL AGENCY - HITRO.
HR CENTER

Dominik Musulin
DIVJAK, TOPIĆ & BAHTJAREVIĆ

Vladimir Nol
EY SAVJETOVANJE D.O.O.

Jelena Orlic
WOLF THEISS

Marina Pavić
PRALIJK & SVIĆ

Josip Perić
BOŽIĆ AND PARTNERS

Igor Periša
HIGH COMMERCIAL COURT OF
THE REPUBLIC OF CROATIA

Tatjana Pinhak
MINISTRY OF JUSTICE

Ivan Pižeta
ŠAVORIĆ & PARTNERS

Miroslav Plašćar
ŽURIĆ I PARTNERI D.O.O.

Lucija Popov
CROATIAN NOTARIES CHAMBER

Marko Praljak
PRALIJK & SVIĆ

Branimir Puskarić
KORPER & PARTNERI LAW FIRM

Hrvoje Radić
GIJURGJAN & ŠRIBAR
RADIĆ LAW FIRM

Josipa Rebrina
EY SAVJETOVANJE D.O.O.

Tihana Ana Reljić
VIDAN ATTORNEYS-AT-LAW

Sanja Rodek
LEKO I PARTNERI
ATTORNEYS-AT-LAW

Boris Šavorić
ŠAVORIĆ & PARTNERS

Katarina Savuk
ODVJETNIČKO DRUŠTVO
GLINSKA & MIŠKOVIĆ D.O.O.

Slaven Šego
ŠEGO LAW OFFICE

Zvonimir Sever
CROATIAN CHAMBER
OF CIVIL ENGINEERS

Dino Simonoski Bukovski
ŽURIĆ I PARTNERI D.O.O.

Duška Šimunović
CROATIAN CHAMBER
OF ARCHITECTS

Ana-Marija Skoko
BARDEK, LISAC, MUŠEC,
SKOKO D.O.O. IN
COOPERATION WITH CMS
REICHHROHWIG HAINZ
RECHTSANWÄLTE GMBH

Valentina Šokec
KORPER & PARTNERI LAW FIRM

Alan Sorić
ALAN SORIĆ & ALEKSANDRA
TOMEKOVIĆ DUNDA
LAW OFFICE

Morena Šoštarić
GIJURGJAN & ŠRIBAR
RADIĆ LAW FIRM

Irena Šribar Radić
GIJURGJAN & ŠRIBAR
RADIĆ LAW FIRM

Marko Stilinović
ČAČIĆ & PARTNERS LAW FIRM

Jana Štrangarević
ČAČIĆ & PARTNERS LAW FIRM

Vatroslav Subotić
MINISTRY OF LABOUR
AND PENSION SYSTEM

Ivana Sučević-Sorić
MELIN

Goranka Šumonja Laktić
LAKTIĆ & PARTNERS
LAW FIRM LTD.

Marin Svić
PRALIJK & SVIĆ

Tin Težak
MADIRAZZA & PARTNERS

Ana Udiljak
PRALIJK & SVIĆ

Luka Urbac
ODVJETNIČKO DRUŠTVO
GLINSKA & MIŠKOVIĆ D.O.O.

Hrvoje Vidan
VIDAN ATTORNEYS-AT-LAW

Igor Vidra
MINISTRY OF JUSTICE

Željko Vrbanić
HEP DISTRIBUTION SYSTEM
OPERATOR LTD.

Mario Vukelić
HIGH COMMERCIAL COURT OF
THE REPUBLIC OF CROATIA

Petar Živković
DIVJAK, TOPIĆ & BAHTJAREVIĆ

Jelena Zjacić
MAČEŠIĆ & PARTNERS LTD.

Bosiljko Zlopaša
CUSTOMS DIRECTORATE
OF CROATIA

Andrej Žmikić
DIVJAK, TOPIĆ &
BAHTJAREVIĆ LAW FIRM

Ivan Zornada
WOLF THEISS

Anamaria Zuvanic
ODVJETNIČKO DRUŠTVO
GLINSKA & MIŠKOVIĆ D.O.O.

CYPRUS

DEPARTMENT OF
CUSTOMS & EXCISE

Olga Adamidou
ANTIS TRIANTAFYLIDES
& SONS LLC

Achilleas Amvrosiou
ARTEMIS BANK INFORMATION
SYSTEMS LTD.

Irene Anastasiou
MINISTRY OF INTERIOR

Irene Anastassiou
DR. K. CHRYSOSTOMIDES
& CO. LLC

Andreas Andreou
CYPRUS GLOBAL LOGISTICS

Marios Andreou
PWC CYPRUS

Chryso Antoniou
ALEXANDROS ECONOMOU LLC

Ioanna Apostolidou
MINISTRY OF FINANCE,
TAX DEPARTMENT

Katia Argyridou
PWC CYPRUS

Pavlos Aristodemou
HARNEYS

Anita Boyadjian
INFOCREDIT GROUP LTD.

Charalambos Charalambous
MINISTRY OF INTERIOR

Georgia P. Charalambous
DELOITTE

Harry S. Charalambous
KPMG

Hadjinicolaou Christina
MINISTRY OF FINANCE,
TAX DEPARTMENT

Antonis Christodoulides
PWC CYPRUS

Stavros Christofi
KPMG

Constantinos Christofides

Kypros Chrysostomides
DR. K. CHRYSOSTOMIDES
& CO. LLC

Chrysostomos Chrysostomou
TOWN PLANNING AND
HOUSING DEPARTMENT

Chryso Dekatris
DR. K. CHRYSOSTOMIDES
& CO. LLC

Achilleas Demetriades
LELOS P. DEMETRIADES
LAW OFFICE LLC

Eleni Droussioti
DR. K. CHRYSOSTOMIDES
& CO. LLC

Alexandros Economou
ALEXANDROS ECONOMOU LLC

Lefteris S. Eleftheriou
CYPRUS INVESTMENT
PROMOTION AGENCY

Elikkos Elia
DEPARTMENT OF LANDS
AND SURVEYS

Elena Frixou
ARTEMIS BANK INFORMATION
SYSTEMS LTD.

Demetris Georgiades
HARNEYS

Elvira Georgiou
ANTIS TRIANTAFYLIDES
& SONS LLC

Phedra Gregoriou
MINISTRY OF JUSTICE
AND PUBLIC ORDER

Michael Grekas
KPMG

Marios Hadjigavriel
ANTIS TRIANTAFYLIDES
& SONS LLC

Costas Hadjimarcou
LEPTOS ESTATES

Andreas Ioannides
ELECTRICITY AUTHORITY
OF CYPRUS

Elena Ioannides
DR. K. CHRYSOSTOMIDES
& CO. LLC

Kypros Ioannides
HADJIANASTASSIOU,
IOANNIDES LLC
(DELOITTE LEGAL)

Eleftheria Ioannou
MINISTRY OF ENERGY,
COMMERCE, INDUSTRY
AND TOURISM

Georgios Karrotsakis
INSOLVENCY SERVICE,
DEPARTMENT OF REGISTRAR
OF COMPANIES AND
OFFICIAL RECEIVER

Erodotos Kassapis
RUSSELL BEDFORD
INTERNATIONAL

Christia-Lydia Kastellani
DR. K. CHRYSOSTOMIDES
& CO. LLC

Maria Katsikidou
ALEXANDROS ECONOMOU LLC

Harris Kleanthous
DELOITTE

Christina Kotsapa
ANTIS TRIANTAFYLIDES
& SONS LLC

Kyriacos Kourous
MINISTRY OF
INTERIOR - TECHNICAL
SERVICES

Theodoros Kringou
FIRST CYPRUS CREDIT BUREAU

Nicholas Ktenas
ANDREAS NEOCLEOUS &
CO. LEGAL CONSULTANTS

Andrie Kypridemou
INSOLVENCY SERVICE,
DEPARTMENT OF REGISTRAR
OF COMPANIES AND
OFFICIAL RECEIVER

Olga Lambrou-Ioannou
MOUAIMIS & MOUAIMIS LLC

Andreas Lelekis
CHRYSSSES DEMETRIADES
& CO. LLC

Margarita Liasi
KPMG

Antonis Loizou
ANTONIS LOIZOU &
ASSOCIATES

Michalis Marcou
ELECTRICITY AUTHORITY
OF CYPRUS

George V. Markides
KPMG

Pieris M. Markou
DELOITTE

Zoe Mina
DELOITTE

Michalis Mouaimis
MOUAIMIS & MOUAIMIS LLC

Panayotis Mouaimis
MOUAIMIS & MOUAIMIS LLC

Demetris Nicolaou
HARNEYS

Varnavas Nicolaou
PWC CYPRUS

Andry Panteli
PG. ECONOMIDES & CO
LIMITED - MEMBER OF RUSSELL
BEDFORD INTERNATIONAL

Christos Papamarkides
DELOITTE

Andriana Patsalosavvi
MINISTRY OF
INTERIOR - TECHNICAL
SERVICES

Chrysillos Pelekanos
PWC CYPRUS

Carolos Petrou
PETA CO. LTD.

George Petrou
PETA CO. LTD.

Ioanna Petrou
PWC CYPRUS

Maria Petsa
CYPRUS STOCK EXCHANGE

Haris Satsias
LELLOS P. DEMETRIADES
LAW OFFICE LLC

Louiza Shiali
PWC CYPRUS

Ioanna Siammouti
ANTIS TRIANTAFYLIDES
& SONS LLC

Andreas Sokratous
MINISTRY OF INTERIOR

Eliza Stasopoulou
CYPRUS STOCK EXCHANGE

Athina Stephanou
MINISTRY OF FINANCE,
TAX DEPARTMENT

Anna Stylianou
ARTEMIS BANK INFORMATION
SYSTEMS LTD.

Electra Theodorou
ALEXANDROS ECONOMOU LLC

Georgia Theodorou
PWC CYPRUS

Stelios Triantafyllides
ANTIS TRIANTAFYLIDES
& SONS LLC

Vasiliki Triantafyllides
ANTIS TRIANTAFYLIDES
& SONS LLC

Tryfonas Tryfonos
DEPARTMENT OF REGISTRAR
OF COMPANIES AND
OFFICIAL RECEIVER

Andrie Tsima
MINISTRY OF FINANCE,
TAX DEPARTMENT

Alexandros Tsirides
COSTAS TSIRIDES & CO. LLC

Ekaterina Varfolomeeva
PWC CYPRUS

Chrysillos Vassiliou
DELOITTE

Christiana Vassiliou Miliou
ANTIS TRIANTAFYLIDES
& SONS LLC

Olga-Maria Zenon
ANTIS TRIANTAFYLIDES
& SONS LLC

CZECH REPUBLIC

KPMG ČESKÁ
REPUBLIKA, S.R.O.

Jan Andruško
WHITE & CASE

Denisa Assefová
SCHOENHERR

Lukáš Balada
MUNICIPALITY OF PRAGUE 1,
TRADE LICENSING DEPARTMENT

Libor Bašl
BAKER & MCKENZIE

Tomáš Běhounek
BNT ATTORNEYS-AT-LAW

Rudolf Bíček
SCHOENHERR

David Buigl
SQUIRE PATTON BOGGS V.O.S.
ADVOKÁTNÍ KANCELÁŘ

Jan Capek
EY

Ivan Chalupa
SQUIRE PATTON BOGGS V.O.S.
ADVOKÁTNÍ KANCELÁŘ

Peter Chrenko
PWC CZECH REPUBLIC

Pavel Cířek
ENERGY REGULATOR
OFFICE CZECH REPUBLIC

Vladimír Čížek
SCHOENHERR

Martin Dančišin
GLATZOVÁ & CO.

Kamila Daňková
WHITE & CASE

Pavel Dejl
KOCIÁN ŠOLC BALAŠTÍK,
ADVOKÁTNÍ KANCELÁŘ, S.R.O.

Svatava Dokoupilova
CZECH OFFICE FOR SURVEYING,
MAPPING AND CADASTRE

Kristýna Domokošová
WHITE & CASE

Dagmar Dubecka
KOCIÁN ŠOLC BALAŠTÍK,
ADVOKÁTNÍ KANCELÁŘ, S.R.O.

Jiří Dvořák
TH ENERGO

Tereza Erényi
PRK PARTNERS S.R.O.
ADVOKÁTNÍ KANCELÁŘ,
MEMBER OF LEX MUNDI

Jindřich Fuka
GLATZOVÁ & CO.

Michal Hanko
BUBNIK, MYSLIL & PARTNERS

Marie Hasíková
SCHOENHERR

Tomas Hejny
WHITE & CASE

Vit Horáček
LEGALITÉ ADVOKÁTNÍ
KANCELÁŘ S.R.O.

Ondřej Hromádka
MUNICIPALITY OF PRAGUE 1,
TRADE LICENSING DEPARTMENT

David Ilczyszyn
WHITE & CASE

Anezka Janouskova
MINISTRY OF JUSTICE

Lucie Janouskova
CZECH ASSOCIATION OF
ENERGY SECTOR EMPLOYERS

Lucie Kačerová
KOCIÁN ŠOLC BALAŠTÍK,
ADVOKÁTNÍ KANCELÁŘ, S.R.O.

Jan Klas
CZECH ASSOCIATION OF
ENERGY SECTOR EMPLOYERS

Martina Kneiflová
EY

Eva Koci
MINISTRY OF FINANCE

Filip Košťál
WOLF THEISS RECHTSANWÄLTE
GMBH & CO.

Jan Krampera
DVOŘÁK HAGER & PARTNERS

Petr Kucera
CRIF - CZECH CREDIT
BUREAU AS

Bohumil Kunc
NOTARIAL CHAMBER OF THE
CZECH REPUBLIC - NOTÁŘSKÁ
KOMORA ČESKÉ REPUBLIKY

Petr Kusy
MINISTRY OF FINANCE

Lukas Lejcek
BDP-WAKESTONE S.R.O.

Jakub Lichnovský
PRK PARTNERS S.R.O.
ADVOKÁTNÍ KANCELÁŘ,
MEMBER OF LEX MUNDI

Daniela Machova
NOTARIAL CHAMBER OF THE
CZECH REPUBLIC - NOTÁŘSKÁ
KOMORA ČESKÉ REPUBLIKY

Peter Maysenhölder
BNT ATTORNEYS-AT-LAW

Veronika Merjavá
WHITE & CASE

David Musil
PWC CZECH REPUBLIC

Barbora Nedvěďová
WHITE & CASE

Jiří Nekovar
EURO-TREND, S.R.O. - MEMBER
OF RUSSELL BEDFORD
INTERNATIONAL

Radim Neubauer
NOTARIAL CHAMBER OF THE
CZECH REPUBLIC - NOTÁŘSKÁ
KOMORA ČESKÉ REPUBLIKY

Veronika Odrobinova
DVOŘÁK HAGER & PARTNERS

Tomáš Procházka
DVOŘÁK HAGER & PARTNERS

Štěpán Radkovský
CZECH NATIONAL BANK

Tomáš Richter
CLIFFORD CHANCE

Michal Roháček
FINANČNÍ SPRÁVA - GENERAL
FINANCIAL DIRECTORATE

Jaroslav Schulz
INCZ CZ, S.R.O.

Mike Silin
DHL CZECH REPUBLIC

Dana Sládečková
CZECH NATIONAL BANK

Petr Smerkl
WHITE & CASE

Aleš Smetanka
KOCIÁN ŠOLC BALAŠTÍK,
ADVOKÁTNÍ KANCELÁŘ, S.R.O.

Kristýna Solomonová
MUNICIPALITY OF PRAGUE 1,
TRADE LICENSING DEPARTMENT

Pavel Srb
WOLF THEISS RECHTSANWÄLTE
GMBH & CO.

Tomas Strelecek
MINISTRY OF JUSTICE

Petra Stupkova
PRK PARTNERS S.R.O.
ADVOKÁTNÍ KANCELÁŘ,
MEMBER OF LEX MUNDI

Marek Švehlík
ŠVEHLÍ & MIKULÁŠ
ADVOKÁTI, S.R.O.

Sarka Tlaskova
NOTARIAL CHAMBER OF THE
CZECH REPUBLIC - NOTÁŘSKÁ
KOMORA ČESKÉ REPUBLIKY

Daniel Vejsada
PRK PARTNERS S.R.O.
ADVOKÁTNÍ KANCELÁŘ,
MEMBER OF LEX MUNDI

Aneta Vermachová
MINISTRY OF JUSTICE

Jiri Vlastník
VEJMEKLA & WÜNSCH, S.R.O.

Stanislav Votruba
PREDISTRIBUCE

Luděk Vrána
VRÁNA & PARTNERS

Andrea Vrbkova
VEJMEKLA & WÜNSCH, S.R.O.

Jonathan Weinberg
WHITE & CASE

Tomas Zach
KOCIÁN ŠOLC BALAŠTÍK,
ADVOKÁTNÍ KANCELÁŘ, S.R.O.

DENMARK

Elsebeth Aaes-Jørgensen
NORRBOM VINDING,
MEMBER OF IUS LABORIS

Bo Andersen
REVISION KØBENHAVN I/S

Peter Bang
PLESNER

Thomas Bang
LETT LAW FIRM

Jacob Christensen
PLESNER

Frants Dalgaard-Knudsen
PLESNER

Agnes Cathrine Emdal
Navntoft

KROMANN REUMERT,
MEMBER OF LEX MUNDI

Anne Birgitte Gammeljord
ROVSING & GAMMELJORD

Thomas Hansen
PLESNER

Silan Harmankaya
PWC DENMARK

Anna Amalie Jensen
KROMANN REUMERT,
MEMBER OF LEX MUNDI

Jens Steen Jensen
KROMANN REUMERT,
MEMBER OF LEX MUNDI

Jacob C. Jørgensen
LAWYER

Trine Kahr
BRUUN & HJEILE

Lars Kjaer
BECH-BRUUN LAW FIRM
Troels Kjersgaard
LETT LAW FIRM

Christian Kjøbye
PLESNER

Kamilla Krebs
KROMANN REUMERT,
MEMBER OF LEX MUNDI

Mikkel Stig Larsen
KROMANN REUMERT,
MEMBER OF LEX MUNDI

Susanne Schjølén Larsen
KROMANN REUMERT,
MEMBER OF LEX MUNDI

Lise Lauridsen
BECH-BRUUN LAW FIRM

Pelle Lykke Rørbæk
ROVSING & GAMMELJØRD

Kasper Lykkegaard Sørensen
SPEDMAN GLOBAL
LOGISTICS AB

Nikolas Meyer-Karlsen
KROMANN REUMERT,
MEMBER OF LEX MUNDI

Robert Mikelsons
NJORD LAW FIRM

Morten Bang Mikkelsen
PWC DENMARK

Jesper Mortensen
PLESNER

Andreas Nielsen
BRUUN & HJELTE

Michael Vilhelm Nielsen
PLESNER

Susanne Norgaard
PWC DENMARK

Jim Øksnebjerg
ADVOKATPARTNERSELSKABET
HORTEN

Carsten Pedersen
BECH-BRUUN LAW FIRM

Lars Lindencrone Petersen
BECH-BRUUN LAW FIRM

Marianne Philip
KROMANN REUMERT,
MEMBER OF LEX MUNDI

Sofie Precht Poulsen
BECH-BRUUN LAW FIRM

Tessa Maria Rosenberg
BECH-BRUUN LAW FIRM

Kim Sejberg

Thomas Christian Thune
BECH-BRUUN LAW FIRM

DJIBOUTI

BANQUE CENTRALE
DE DJIBOUTI

DIRECTION DE L'HABITAT
ET DE L'URBANISME

Mohamed Abayazid Houmed
CABINET AVOCATS ASSOCIÉS
DJIBOUTI ABAYAZID &
ABDOURAHMAN

Mohamed Abdi Hassan
CABINET ARKIMED

Ahmed Abdourahman Cheik

Sadik Ali Imael
CABINET ZK

Idriss Assoweh
CABINET ASSOWEH
& ASSOCIÉS

Houssein Mahamoud Barreh
SERVICE DES DOMAINES ET DE
LA CONSERVATION FONCIERE

Thierno Barry

Loubna Bawazir
BANK OF AFRICA MER ROUGE

Idriss Bouha
MASSIDA SMART SOLUTIONS

Sofia Curradi

Ali Dini
AVOCAT À LA COUR

Hassan Mohamed Egue
DIRECTION LEGISLATION
& CONTENTIEUX DE LA
DIRECTIONS DES IMPOTS

Félix Emok N'Dolo
GROUPE CHD

Fahmi Fouad
SELECT

Djama Guelleh
ELECTRICITÉ DE DJIBOUTI

Mélanie Guerinot
MÉLANIE GUERINOT

Tolmone A. Haid
GOBAD ARCHITECTS

Ramiss Houmed
HLB DJIBOUTI

Moustafa Houssein Ali
ELECTRICITÉ DE DJIBOUTI

Zeinab Kamil Ali
CABINET ZK

Ismael Mahamoud
UNIVERSITÉ DE DJIBOUTI

Abdoulrazak Mohamed Ali
CABINET AVOCATS ASSOCIÉS
DJIBOUTI ABAYAZID &
ABDOURAHMAN

Ibrahim Mohamed Omar
CABINET CECA

Abdallah Mohammed Kamil
ETUDE MAÎTRE
MOHAMMED KAMIL

Idriss Omar
BUREAU D'ETUDE TECHNIQUE
ET CONSEILS (BETC)

Mahado Omar
BUREAU D'ETUDE TECHNIQUE
ET CONSEILS (BETC)

Mohamed Robleh Djama
CABINET D'AVOCAT ROBLEH

Ayman Said
AVOCAT

Aicha Yousseuf Abdi
CABINET CECA

DOMINICA

Kertist Augustus
WATERFRONT AND ALLIED
WORKERS UNION

A.D. Jno Baptiste
JNO. BAPTISTE SHIPPING
& CUSTOMS BROKERAGE
INTERNATIONAL

Rose Anne Charles
LAWRENCE ALICK
C. CHAMBERS

Jo-Anne Commodore
SUPREME COURT REGISTRY

Yakima Cuffy
DE FREITAS & DE FREITAS
AND JOHNSON

Lisa de Freitas
DE FREITAS & DE FREITAS
AND JOHNSON

Evelina E-M. Baptiste
MAGISTRATE COURT

Marlyn Estrado
KPB CHARTERED
ACCOUNTANTS

Rhoda Joseph
INVEST DOMINICA AUTHORITY

Glen Khan
INDEPENDENT REGULATORY
COMMISSION

Noelze Knight Didier
HARRIS & HARRIS

Michelle Matthew
NATIONAL CO-OPERATIVE
CREDIT UNION LIMITED

Bertilia McKenzie
DOMINICA ELECTRICITY
SERVICES LIMITED (DOMLEC)

Severin McKenzie
MCKENZIE ARCHITECTURAL &
CONSTRUCTION SERVICES INC.

Richard Peterkin
GRANT THORNTON

Eugene G. Royer
EUGENE G. ROYER
CHARTERED ARCHITECT

Dawn Yearwood
YEARWOOD CHAMBERS

DOMINICAN REPUBLIC

Rhadys Abreu de Polanco
UNION INTERNACIONAL
DEL NOTARIADO LATINO

Maria Teresa Acta
HEADRICK RIZIK ALVAREZ
& FERNÁNDEZ

Juan Alcalde
OMG

Melba Alcántara
HEADRICK RIZIK ALVAREZ
& FERNÁNDEZ

Merielin Almonte
MERIELIN ALMONTE
ESTUDIO LEGAL

Patricia Álvarez
MEDINA GARRIGÓ ABOGADOS

Ana Alvira Mera
AGENCIA DE ADUANAS MERA

Maria Amalia Lorenzo
DELOITTE RD, SRL

Tamara Aquino
JJ ROCA & ASOCIADOS

Flavia Baez de George
CASTILLO Y CASTILLO

Jennifer Beauchamps
JIMÉNEZ CRUZ PEÑA

Luis Eduardo Bernard
GONZÁLEZ TAPIA ABOGADOS

Gustavo Biaggi
BIAGGI & MESSINA

Laura Bobea
MEDINA GARRIGÓ ABOGADOS

Marvin Cardoza
DIRECCIÓN GENERAL DE
IMPUESTOS INTERNOS

Roberto Carvajal Polanco
CARVAJAL POLANCO
& ASOCIADOS SRL

Andre Ceara
DMK LAWYERS
SANTO DOMINGO

Milvio Coiscou Castro
COISCOU & ASOCIADOS

José Colón
EDESUR

Ludovino Colón
EY

Pamela Contreras
JJ ROCA & ASOCIADOS

Leandro Corral
GUZMÁN-ARIZA

Rachel Cortes
HEADRICK RIZIK ALVAREZ
& FERNÁNDEZ

José Cruz Campillo
JIMÉNEZ CRUZ PEÑA

Caleb de la Rosa
DYNATEC

Leonardo de la Rosa
DYNATEC

Sarah de León Perelló
HEADRICK RIZIK ALVAREZ
& FERNÁNDEZ

Rosa Díaz
JIMÉNEZ CRUZ PEÑA

Rafael Dickson Morales
DICKSON MORALES -
ABOGADOS | CONSULTORES

Ruben Edmead
MARÍTIMA DOMINICANA

Zenon Felipe
MARÍTIMA DOMINICANA

Ingrid Fermín-Terrero
SEIBEL DARGAM
HENRÍQUEZ & HERRERA

Maria Fernández A. de Pou
RUSSIN, VECCHI &
HEREDIA BONETTI

Alejandro Fernández de Castro
PWC DOMINICAN REPUBLIC

Mary Fernández Rodríguez
HEADRICK RIZIK ALVAREZ
& FERNÁNDEZ

Romina Figoli
HEADRICK RIZIK ALVAREZ
& FERNÁNDEZ

Milagros Figueroa
JOB, BÁEZ, SOTO &
ASOCIADOS - MEMBER
OF RUSSELL BEDFORD
INTERNATIONAL

Gloria Gasso
OMG

Sandra Goico
SEIBEL DARGAM
HENRÍQUEZ & HERRERA

Victor Gómez
HEADRICK RIZIK ALVAREZ
& FERNÁNDEZ

Pablo González Tapia
GONZÁLEZ TAPIA ABOGADOS

María Hernández
EY

Paula Hernández Mera
GONZÁLEZ TAPIA ABOGADOS

David Infante
DELOITTE RD, SRL

Luis J. Jiménez
JIMÉNEZ CRUZ PEÑA

Alejandro Lama
HEADRICK RIZIK ALVAREZ
& FERNÁNDEZ

José M. López
LOPESA

Paola Mañón Taveras
SEIBEL DARGAM
HENRÍQUEZ & HERRERA

Fernando Marranzini
HEADRICK RIZIK ALVAREZ
& FERNÁNDEZ

Carlos Marte
AGENCIA DE COMERCIO
EXTERIOR CM

Jesús Geraldo Martínez
Alcántara
SUPERINTENDENCIA DE BANCOS

Vanessa Mateo
JJ ROCA & ASOCIADOS

Fabiola Medina
MEDINA GARRIGÓ ABOGADOS

Laura Medina
JIMÉNEZ CRUZ PEÑA

Ligia Melo
MEDINA GARRIGÓ ABOGADOS

Melissa Mercedes
JJ ROCA & ASOCIADOS

Rodolfo Mesa Chávez
MESA & MESA ABOGADOS

Apolinar Muñoz
SCHAD CONSULTING

Natia Núñez
HEADRICK RIZIK ALVAREZ
& FERNÁNDEZ

Indira Ogando
DELOITTE RD, SRL

Pamela Ogando
DIRECCIÓN GENERAL DE
IMPUESTOS INTERNOS

Ramón Ortega
PWC

Henry Pastrano Llubeses
JIMENEZ CRUZ PEÑA

Elisabetta Pedersini
AARON SUERO & PEDERSINI

Kaulynam Peralta
EDESUR

Yakaira Pérez
EY

Luisa Ericka Pérez Hernández
SUPERINTENDENCIA DE BANCOS

Edward Piña Fernández
BIAGGI & MESSINA

Julio Pinedo
PWC DOMINICAN REPUBLIC

Aimée Prieto
PRIETO CABRERA &
ASOCIADOS

Arturo Ramirez
AARON SUERO & PEDERSINI

Sayra J. Ramirez
PRIETO CABRERA &
ASOCIADOS

Alejandro Miguel Ramírez
Suzaña
RAMIREZ SUZAÑA
& ASOCIADOS

Eduardo Ramos E.
COMISIÓN NACIONAL DE
DEFENSA DE LA COMPETENCIA
(PRO-COMPETENCIA)

Reynaldo Ramos Morel
RAMOS MOREL & ASOCIADOS

Jaime Roca
JJ ROCA & ASOCIADOS

Naomi Rodríguez
HEADRICK RIZIK ALVAREZ
& FERNÁNDEZ

Mariel Romero
EDESUR

Katherine Rosa
JIMÉNEZ CRUZ PEÑA

Juan Rosario
EDESUR

Wendy Sánchez
TRANIUNION DOMINICAN
REPUBLIC

Felicia Santana
JJ ROCA & ASOCIADOS

Melissa Silie
MEDINA GARRIGÓ ABOGADOS

Manuel Silverio
JIMÉNEZ CRUZ PEÑA

Llilda Solano
DMK LAWYERS
SANTO DOMINGO

Juan Tejeda
PWC DOMINICAN REPUBLIC

Laura Troncoso
OMG

Richard Troncoso
DELOITTE RD, SRL

Robert Valdez
SCHAD CONSULTING

Gisselle Valera Florencio
JIMÉNEZ CRUZ PEÑA

Vilma Veras Terrero
JIMÉNEZ CRUZ PEÑA

Jeannerette Vergez Soto
JOB, BÁEZ, SOTO &
ASOCIADOS - MEMBER
OF RUSSELL BEDFORD
INTERNATIONAL

Monica Villafaña
RUSSIN, VECCHI &
HEREDIA BONETTI

Dilcia Villanueva
EDESUR

Chery Zacarias
MEDINA GARRIGÓ ABOGADOS

ECUADOR

Claudio Mesias
Agama Chiluisa
EMPRESA ELECTRICA DE QUITO

Pablo Aguirre
PWC ECUADOR

María Isabel Aillón
PÉREZ, BUSTAMANTE Y PONCE,
MEMBER OF LEX MUNDI

Mario Armendáriz
DLL LAW OFFICE

Mariella Baquerizo
EQUIFAX ECUADOR BURÓ DE
INFORMACIÓN CREDITICIA C.A.

Esteban Baquero
FERRERE ABOGADOS

Diego Cabezas-Klaere
CABEZAS & CABEZAS-KLAERE

Luis Cabezas-Klaere
CABEZAS & CABEZAS-KLAERE

Juan José Campaña
del Castillo
P&P ABOGADOS

David Cornejo
PWC ECUADOR

Augusto Curillo
EMPRESA ELECTRICA DE QUITO

Juan Carlos Darquea
FERRERE ABOGADOS

Fernando Del Pozo Contreras
GALLEGOS, VALAREZO & NEIRA

Paola Gachet
FERRERE ABOGADOS

Martín Galarza Lanás
PUENTE SÁENZ & GALARZA
ATTORNEYS-AT-LAW, CIA LTDA

Leopoldo González R.
PAZ HOROWITZ ABOGADOS

Arturo Griffin Valdivieso
PÉREZ, BUSTAMANTE Y PONCE,
MEMBER OF LEX MUNDI

Pedro José Hajj Ferri
FERRERE ABOGADOS

Rubby Lucero
CABEZAS & CABEZAS-KLAERE

Marisol Naranjo Benites
SOUTH TRADE &
SOLUTIONS ECUADOR

Francisco Javier Naranjo
Grijalva
FEDLEX

Jessahe Navarrete
DLL LAW OFFICE

Luis Nolivos
NOLIVOS LAWYERS

Wolfgang Oberer
SCHRYVER

Letty Ordoñez
EMPRESA PÚBLICA DE
MOVILIDAD Y OBRAS PÚBLICAS

Andrea Pavón
VICSAN LOGISTICS SA

Ciro Pazmiño Yáñez
P&P ABOGADOS

Ciro Pazmiño Zurita
P&P ABOGADOS

Rodrigo Martín Pesantes Sáenz
PÉREZ, BUSTAMANTE Y PONCE,
MEMBER OF LEX MUNDI

Ramiro Pinto
PINTO & GARCÉS ASOC. CIA
LTDA - MEMBER OF RUSSELL
BEDFORD INTERNATIONAL

Patricia Ponce Arteta
BUSTAMANTE & BUSTAMANTE

Sandra Reed-Serrano
PÉREZ, BUSTAMANTE Y PONCE,
MEMBER OF LEX MUNDI

Santiago Reyes
DLL LAW OFFICE

Leonardo Sempértegui
SEMPÉRTEGUI ONTANEDA

Estefanía Sigcha Orrico
DLL LAW OFFICE

José Urizar
FERRERE ABOGADOS

Hernan Vela Albuja
ISEFE

David Villafuerte
TRADING SOLUTIONS
CONSULTORES SA

Manuel Zurita
MZ SISTEMAS ELECTRICOS
Y ELECTRONICOS

EGYPT, ARAB REP.

CAIRO GOVERNORATE
UTILITY DATA CENTER

EGYPTIAN HOLDING COMPANY
OF WATER AND WASTE WATER

ISLAND AGENCIES
AND SERVICES

Naguib Abadir
NACITA CORPORATION

Omar Abd el Salam
AL KAMEL LAW OFFICE

Alaa Abd El Wahed
GENERAL ORGANIZATION OF
EXPORT & IMPORT CONTROL

Mohamed Abd El-Sadek
INTERNATIONAL CENTER FOR
LAW, INTELLECTUAL PROPERTY
AND ARBITRATION (ICIPA)

Ayman Abdallah
AM LAW FIRM

Abdel Latif Abdel Moneam
3A INTERNATIONAL

Mostafa Abdel Rahim
HELMY, HAMZA & PARTNERS,
MEMBER FIRM OF BAKER &
MCKENZIE INTERNATIONAL

Mohamed Abdel-Aziz
SOUTH CAIRO ELECTRICITY
DISTRIBUTION COMPANY

Doha Abdelfattah
AM LAW FIRM

Hanan Abdelgamad Aly
ECG ENGINEERING
CONSULTANTS GROUP SA

Mostafa Abdel-Rahim
HELMY, HAMZA & PARTNERS,
MEMBER FIRM OF BAKER &
MCKENZIE INTERNATIONAL

Sherine Abdullah
EGYPTIAN ELECTRICITY UTILITY
AND CONSUMER PROTECTION

Amr Mohamed Abo El Fetouh
GENERAL AUTHORITY
FOR INVESTMENT GAFI

Ahmed Abou Ali
HASSOUNA & ABOU ALI

Gamal A. Abou Ali
HASSOUNA & ABOU ALI

Abeer Abu Zeid
YOUSSEY SALEH & PARTNERS

Nermine Abulata
MINISTRY OF INDUSTRY
AND FOREIGN TRADE

Mona Adel Hussein
TALAL ABU-GHAZALEH
LEGAL (TAG-LEGAL)

Hoda Adel Saleh
KARIM ADEL LAW OFFICE

Mohamed Reda Afifi
ENGINEERING
CONSULTANCIES OFFICE

Mohamed Aggag
MINISTRY OF JUSTICE

Karim Ahmed
ASMA MARINE GLOBAL
LOGISTICS AND FREIGHT
FORWARDER

Suzan Saad Ahmed
AL-SAAD FOR
ENGINEERING DESIGNS

Yulia V. Akinfieva
YOUSSEY SALEH & PARTNERS

Ashraf Al Wakeel
CENTRAL BANK OF EGYPT

Mahmoud Alfeki

Nadia Ali
CAIRO GOVERNORATE

Mamdouh Ali Ahmed

Ashraf Alkafrawy

Mohamed Allam
AM LAW FIRM

Serene Almaleh

SULTANS LAW

Abd El Wahab Aly Ibrahim
ABD EL WAHAB SONS

Mahmoud Alzayat
ALZAYAT LAW FIRM

Ahmed Amin
SCOPE

Sayed Ammar
AL KAMEL LAW OFFICE

Madonna Azmy
MAHER MILAD
ISKANDER & CO.

Tarek Badawy
SARWAT A. SHAHID LAW FIRM

Waleed Badr
EASTMED SHIPPING GROUP

Shaban Baker
CENTRAL BANK OF EGYPT

Khaled Balbaa
KPMG HAZEM HASSAN

Wagih Barakat
AAW CONSULTING ENGINEERS

Salma Basset
NOUR AND SELIM, IN
ASSOCIATION WITH AL
TAMIMI & COMPANY

Alah Bassyouni

Mansour Boriek
ALEXANDRIA PORT AUTHORITY,
MINISTRY OF TRANSPORTATION

Joseph Sami Boutros
AL ALAMEYA COMPANY

Helena Constantine
MAHER MILAD
ISKANDER & CO.

Mohamed Darwish
EL SAID DARWISH & PARTNERS

Menna El Abdeeny
MINISTRY OF INDUSTRY
AND FOREIGN TRADE

Abdallah El Adly
PWC EGYPT

Yehia H. El Bably
EL BABLY LAW FIRM

Assem El Hawy
NOUR AND SELIM, IN
ASSOCIATION WITH AL
TAMIMI & COMPANY

Mohamed Refaat El Houshi
THE EGYPTIAN CREDIT
BUREAU I-SCORE

Medhat El Kaddy
KADMAR

Hassan El Maraashly
AAW CONSULTING ENGINEERS

Mohamed El Rafie
ALLIANCE LAW FIRM

Ibrahim El Salamon
HEGAZI LAW

Ramy El Sayed Fawzy
GENERAL AUTHORITY
FOR INVESTMENT GAFI

Yasmine El Shahed
SHALAKANY LAW OFFICE,
MEMBER OF LEX MUNDI

Aly El Shalakany
SHALAKANY LAW OFFICE,
MEMBER OF LEX MUNDI

Emad El Shalakany
SHALAKANY LAW OFFICE,
MEMBER OF LEX MUNDI

Khaled El Shalakany
SHALAKANY LAW OFFICE,
MEMBER OF LEX MUNDI

Sherry El Shalakany
SHALAKANY LAW OFFICE,
MEMBER OF LEX MUNDI

Khaled El Sharkawy
SARWAT A. SHAHID LAW FIRM

Mohamed El Sherbini
SARWAT A. SHAHID LAW FIRM

Passant El Tabei
PWC EGYPT

Hossam Elden Fida

Ashraf Elibrachy
IBRACHY LEGAL CONSULTANCY

Alaa Elkadry
PRIVATE PRACTITIONER

Mostafa Elshafei
IBRACHY LEGAL CONSULTANCY

Ehab Ahmed Elsharaby
KARIM ADEL LAW OFFICE

Essam Elshazly
HORUS AIR AND SEA
TRANSPORT

Karim Emam
PWC EGYPT

Mohsen Emam
CENTRAL BANK OF EGYPT

Shahdan Essam
TALAL ABU-GHAZALEH
LEGAL (TAG-LEGAL)

Haitham Essmat
JOUUDY INTERNATIONAL
FOR IMPORT & EXPORT

Ahmed Ezzat
NOUR AND SELIM, IN
ASSOCIATION WITH AL
TAMIMI & COMPANY

Salma Ezzat
SHALAKANY LAW OFFICE,
MEMBER OF LEX MUNDI

Mariam Fahmy
SHALAKANY LAW OFFICE,
MEMBER OF LEX MUNDI

Hazem Fathi
HASSOUNA & ABOU ALI

Shereen Fouad
EGYPTIAN ELECTRICITY
HOLDING COMPANY

Mennatullah Hamdy
MINISTRY OF INDUSTRY
AND FOREIGN TRADE

Hany Hanna
MINISTRY OF JUSTICE

Mohamed Hashish
SOLIMAN, HASHISH
AND PARTNERS

Hassan Hassaan
DLA MATOUK BASSIOUNY
(PART OF DLA PIPER GROUP)

Dina Hassan
SHALAKANY LAW OFFICE,
MEMBER OF LEX MUNDI

Mohab Hassan
HELMY, HAMZA & PARTNERS,
MEMBER FIRM OF BAKER &
MCKENZIE INTERNATIONAL

Tarek Hassib
AL KAMEL LAW OFFICE

Mostafa Helmy
IBRACHY LEGAL CONSULTANCY

Omneia Helmy
FACULTY OF ECONOMICS
AND POLITICAL SCIENCE,
CAIRO UNIVERSITY

Taher Helmy
HELMY, HAMZA & PARTNERS,
MEMBER FIRM OF BAKER &
MCKENZIE INTERNATIONAL

Hossam Hilal
GRANT THORNTON LLP

Mohamed Hisham Hassan
MINISTRY OF INVESTMENT

Badawi Hozaen
HOZAIEN LAW OFFICE

Haytham Hussein
EGYPTIAN GLOBAL LOGISTICS

Nada Hussein
SHALAKANY LAW OFFICE,
MEMBER OF LEX MUNDI

Muhammad Hussein Sabaa
FACHHOCHSCHULE
SÜDWESTFALEN

Abdel Hamid Ibrahim
EGYPTIAN FINANCIAL
SUPERVISORY AUTHORITY

Badawy Ibrahim
MINISTRY OF FINANCE

Mona Ibrahim
UTI

Mehiar Joulji
SARWAT A. SHAHID LAW FIRM

Saif Allah Kadry
SOLIMAN, HASHISH
AND PARTNERS

Mohamed Kafafi
THE EGYPTIAN CREDIT
BUREAU I-SCORE

Omar Sherif Kamal El Din
SHALAKANY LAW OFFICE,
MEMBER OF LEX MUNDI

Khaled Sherif Kamal El Dine
SHALAKANY LAW OFFICE,
MEMBER OF LEX MUNDI

Mohamed Kamel
AL KAMEL LAW OFFICE

Mohamed Kandel
AL KAMEL LAW OFFICE

Ahmed Khairi
MINISTRY OF JUSTICE

Mohanad Khaled
BDO KHALED & CO.

Taha Khaled
BDO KHALED & CO.

Ahmed Khaleel

Mohamed Khodeir
GENERAL AUTHORITY
FOR INVESTMENT GAFI

Ashraf Maamoun Farag
BOSCH CENTER

Gomaa M. Madny
MINISTRY OF TRADE
AND INDUSTRY

Ibrahim Maher
DLA MATOUK BASSIOUNY
(PART OF DLA PIPER GROUP)

Ahmed Maher Badr Afifi
MINISTRY OF JUSTICE

Lamia Mahgoub
PWC EGYPT

Yaser Gamaluddin Mahmoud
Hamam
THE EGYPTIAN LAW FIRM

Magdy Makky
CUSTOMS ADMINISTRATION

Mustafa Makram
BDO KHALED & CO.

Abouelela Mohamed
ORIENTAL WEAVERS

Ahmed Mohamed
MINISTRY OF INDUSTRY
AND FOREIGN TRADE

Yasmin Mohamed Mahrar
TALAL ABU-GHAZALEH
LEGAL (TAG-LEGAL)

Ola Mohammed Hassan
TALAL ABU-GHAZALEH
LEGAL (TAG-LEGAL)

Eman Mohey
HASSOUNA & ABOU ALI

Alia Monieb
IBRACHY LEGAL CONSULTANCY

Mohamed Ahmed Salah El Din
Mostafa El Sayed
MINISTRY OF JUSTICE

Marina Mouris
IBRACHY & DERMARKAR
LAW FIRM

Mostafa Nagi
TANTA ECONOMIC
COURT OF APPEAL

Mariam Negrn
AM LAW FIRM

Shimaa Omar
READYMADE GARMENTS
EXPORT COUNCIL

Ryham Ragab
RAGAB LAW FIRM

Tamer Ragy
RAGY & PARTNERS LAW FIRM

Said Ramadan Arafat
EGYPTIAN FINANCIAL
SUPERVISORY AUTHORITY

Hoda Sabry
ALEXANDRIA PORT AUTHORITY,
MINISTRY OF TRANSPORTATION

Nouw Salama
AL KAMEL LAW OFFICE

Maaly Salim
MINISTRY OF TRADE
AND INDUSTRY

Zeinab Samir
AL KAMEL LAW OFFICE

Mohamed Serry
SERRY LAW OFFICE

Khalil Shaat
MUNICIPALITY OF
GREATER CAIRO

Doaa M. Shabaan
INTERNATIONAL CENTER FOR
LAW, INTELLECTUAL PROPERTY
AND ARBITRATION (ICLIPA)

Mohammad Shamroukh
MINISTRY OF JUSTICE

Sharif Shihata
SHALAKANY LAW OFFICE,
MEMBER OF LEX MUNDI

Mohamed Fakhry Shousha
EGYPTIAN FINANCIAL
SUPERVISORY AUTHORITY

Shaimaa Solaiman
CHALLENGE LAW FIRM

Frédéric Soliman
SOLIMAN, HASHISH
AND PARTNERS

Mamdouh Taha
GENERAL ORGANIZATION OF
EXPORT & IMPORT CONTROL

Randa Tharwat
NACITA CORPORATION

Nariman Wagdy
YOUSSEY SALEH & PARTNERS

Sara Wagdy
NACITA CORPORATION

Mona Wahba Aly El Din
GENERAL AUTHORITY
FOR INVESTMENT GAFI

Haidy Waheed
AM LAW FIRM

Amr Youssef
IBRACHY LEGAL CONSULTANCY

Mohamed Youssef
INTERNATIONAL
COMPANY FOR YARN

Darah Zakaria
SHARKAWY & SARHAN
LAW FIRM

Mona Zobaa
GENERAL AUTHORITY
FOR INVESTMENT GAFI

EL SALVADOR

LEÓN SOL ARQUITECTOS

Francisco Armando Arias
Rivera
ARIAS LAW

Mauricio Bernal
AES EL SALVADOR

Abraham Bichara
AES EL SALVADOR

Rafael Burgos
ARIAS LAW

Alexander Cader
PWC EL SALVADOR

Claudia Castellanos
LA OFICINA DE PLANIFICACIÓN
DEL ÁREA METROPOLITANA DE
SAN SALVADOR (OPAMSS)

Carlos Roberto Alfaro Castillo
AGUILAR CASTILLO LOVE

Christian Castro
AES EL SALVADOR

Armando Chacon
LEXINCORP

Walter Chávez
GOLD SERVICE

Eduardo Iván Colacho Catota
INNOVATIONS & INTEGRATED
SOLUTIONS, SA DE CV

Luis Alfredo Cornejo Martínez
CORNEJO & UMAÑA, LTDA
DE CV - MEMBER OF RUSSELL
BEDFORD INTERNATIONAL

Celina Cruz
LA OFICINA DE PLANIFICACIÓN
DEL ÁREA METROPOLITANA DE
SAN SALVADOR (OPAMSS)

Porfirio Díaz Fuentes
DLM, ABOGADOS, NOTARIOS
& CONSULTORES

David Ernesto Claros Flores
GARCÍA & BODÁN

Enrique Escobar
LEXINCORP

Guillermo Escobar
LEXINCORP

Roberta Gallardo de Cromeyer
ARIAS LAW

Edwin Gálvez
AES EL SALVADOR

Gabriela García
SUPERINTENDENCIA DEL
SISTEMA FINANCIERO

Raúl González
CONSEJO NACIONAL
DE ENERGÍA (CNE)

Yudy Guerrero
GOLD SERVICE

Gerardo Guidos
EXPERTIS

Guillermo Guidos
EXPERTIS

Antonio Guirola Moze
LEXINCORP

Luis Roberto Hernández Arita
HERNÁNDEZ ARITA INGENIEROS

Benjamín Valdez Iraheta

Hexiell Jarquin
DLM, ABOGADOS, NOTARIOS
& CONSULTORES

Ligia María Lazo Ventura
LAZO ARQUITECTOS
ASOCIADOS

Thelma Dinora Lizama de
Osorio
SUPERINTENDENCIA DEL
SISTEMA FINANCIERO

Mario Lozano
ARIAS LAW

Lorena Madrid
AGUILAR CASTILLO LOVE

Guillermo Massana
ATCASAL ASOCIACIÓN
DE TRANSPORTISTAS DE
CARGA DE EL SALVADOR

Astrud María Meléndez de
Chávez
ASOCIACIÓN PROTECTORA
DE CRÉDITOS DE EL
SALVADOR (PROCREDITO)

Antonio R. Méndez-Llort
ROMERO PINEDA &
ASOCIADOS, MEMBER
OF LEX MUNDI

Raúl Alberto García Mirón
BUFETE GARCÍA MIRÓN & CIA

Miriam Eleana Mixco Reyna
GOLD SERVICE

Ricardo Molina
NOVITAS

Fernando Montano
ARIAS LAW

Jose Navas
ALL WORLD CARGO, SA DE CV

Moises Orlando Pacas M.
ATCASAL ASOCIACIÓN
DE TRANSPORTISTAS DE
CARGA DE EL SALVADOR

Geraldine Palma
AES EL SALVADOR

Carlos Pastrana
RESTAURO ELETTRICITÀ
È COSTRUZIONI

Sergio Perez
AES EL SALVADOR

Mónica Pineda Machuca
PACHECO COTO

Adriana Portillo
LEXINCORP

Ana Patricia Portillo Reyes
LATAMLEX - GUANDIQUE
SEGOVIA QUINTANILLA

Emilio Rivera
PWC EL SALVADOR

Carlos Roberto Rodríguez
CONSORTIUM CENTRO
AMÉRICA ABOGADOS

Rene Rodas
GEMMA LOGISTICS

Otto Rodríguez Salazar

Mario Enrique Sáenz
SÁENZ & ASOCIADOS

Jaime Salinas
GARCÍA & BODÁN

Oscar Samour
CONSORTIUM CENTRO
AMÉRICA ABOGADOS

Ernesto Sánchez
ARIAS LAW

Alonso V. Saravia
ASOCIACIÓN SALVADOREÑA
DE INGENIEROS Y
ARQUITECTOS (ASIA)

Luis Tevez
BENJAMÍN VALDEZ
& ASOCIADOS

Oscar Torres
GARCÍA & BODÁN

Laura Urrutia

Mauricio Antonio Urrutia
Urrutia
SUPERINTENDENCIA DEL
SISTEMA FINANCIERO

Julio C. Vargas Solano
GARCÍA & BODÁN

Karla Elizabeth Zelaya
Rodríguez
SUPERINTENDENCIA DEL
SISTEMA FINANCIERO

EQUATORIAL GUINEA

EY

SEGESA (SOCIEDAD
DE ELECTRICIDAD DE
GUINEA ECUATORIAL)

Elisabeth Ajamen
BEAC SIEGE

Rui Andrade
VDA - VIEIRA DE ALMEIDA
& ASSOCIADOS

Maria Araujo
VDA - VIEIRA DE ALMEIDA
& ASSOCIADOS

Irene Balaguer Delgado
L&S ABOGADOS

Francisco Campos Braz
SOLEGE

Angel-Francisco Ela Ngomo
Nchama
JUZGADO DE INSTRUCCION
DE BATA

Philippe Fouda Fouda
BEAC SIEGE

Soraia Lacerda
MIRANDA ALLIANCE

Marta López-Pena González
L&S ABOGADOS

João Mayer Moreira
VDA - VIEIRA DE ALMEIDA
& ASSOCIADOS

Jose Mbara
PWC EQUATORIAL GUINEA

Paulino Mbo Obama
OFICINA DE ESTUDIOS - ATEG

Ponciano Mbormio Nvo
GABINETE JURIDICO DE
PONCIANO MBORMIO NVO

Diosdado Nchama
MINISTERIO DE MINAS,
INDUSTRIA Y ENERGIA

Frida Ndong
K5 FREEPORT OIL CENTRE

José Emilio Ndong
ABUY ASESORES

Honorio Ndong Obama
ATTORNEY-AT-LAW

Nanda Nzambi
PWC EQUATORIAL GUINEA

Edna Oliveira
MIRANDA ALLIANCE

Antonio Ondo Obiang
Mangue
ARAB CONTRACTORS CO.

Zenika Sanogho
PWC EQUATORIAL GUINEA

Raquel Teresa Serón Calvo
L&S ABOGADOS

Sergio Abeso Tomo
GABINETE Y AGENCIA T&E

Boulbaba Zitouni Ben Yahia
GUINEA SERVICES
PROVIDERS SL

ERITREA

Senai Andemariam
BERHANE GILA-MICHAEL
LAW FIRM

Berhane Gila Michael
BERHANE GILA-MICHAEL
LAW FIRM

ESTONIA

Juulika Aavik
ADVOKAADIBÜROO
SORAINEN AS

Angela Agur
NJORD LAW FIRM

Oliver Amarik
ADVOKAADIBÜROO
SORAINEN AS

Aet Bergmann
BNT ATTORNEYS-AT-LAW
ADVOKAADIBÜROO OÜ

Nikita Divissenko
VARUL MEMBER OF TARK
GRUNTE SUTKIENE

Ülleke Eerik
ESTONIAN LAND BOARD

Kelli Eilart
ADVOKAADIBÜROO
SORAINEN AS

Carri Ginter
ADVOKAADIBÜROO
SORAINEN AS

Janek Hamidžanov
METAPRINT LTD.

Andres Juss
ESTONIAN LAND BOARD

Sander Kärson
VARUL MEMBER OF TARK
GRUNTE SUTKIENE

Katre Kasepold
ESTONIAN LOGISTICS AND
FREIGHT FORWARDING
ASSOCIATION

Jevgeni Kazutkin
HOUGH, HUTT & PARTNERS OÜ

Kätlin Klaos
PWC ESTONIA

Edward Kostjuk
HOUGH, HUTT & PARTNERS OÜ

Villu Köve
ESTONIAN SUPREME COURT

Tanja Kriisa
PWC ESTONIA

Paul Künnap
ADVOKAADIBÜROO
SORAINEN AS

Tanel Küün
LAW OFFICE TARK

Gaily Kuusik
DELOITTE ADVISORY AS

Martti Lemendik
METAPRINT LTD.

Hannes Lentsius
PWC ESTONIA

Kerstin Linnart
ALIANCE OF INDEPENDENT
LEGAL ADVISERS

Berit Loog
MINISTRY OF JUSTICE

Karin Madisson
ADVOKAADIBÜROO
SORAINEN AS

Ants Mailend
ADVOKAADIBÜROO
SORAINEN AS

Kaps Meelis
ELEKTRILEVI OÜ

Veiko Meos
CREDITINFO EESTI AS

Margus Mugu
COBALT LEGAL

Sandra-Kristin Noot
ELLEX RAIDLA
ADVOKAADIBÜROO OÜ

Arne Ots
ELLEX RAIDLA
ADVOKAADIBÜROO OÜ

Olavi Ottenson
DELOITTE ADVISORY AS

Kaitsu Persidski
ESTONIAN CHAMBER
OF NOTARIES

Martin-Johannes Raude
ELLEX RAIDLA
ADVOKAADIBÜROO OÜ

Tõnu Roosve
ELEKTRILEVI OÜ

Einar Rosin
KPMG BALTICS OÜ

Kertu Ruus
ADVOKAADIBÜROO
SORAINEN AS

Katrin Sarap
NJORD LAW FIRM

Häli Sokk
ADVOKAADIBÜROO
SORAINEN AS

Lisette Suik
ADVOKAADIBÜROO
SORAINEN AS

Aivar Taro
COBALT LEGAL

Triin Toom
ADVOKAADIBÜROO
SORAINEN AS

Veikko Toomere
NJORD LAW FIRM

Neve Udelt
ALIANCE OF INDEPENDENT
LEGAL ADVISERS

Kai Vainola
ADVOKAADIBÜROO
SORAINEN AS

Ingmar Vali
CENTRE OF REGISTERS &
INFORMATION SYSTEMS

Paul Varul
VARUL MEMBER OF TARK
GRUNTE SUTKIENE

Peeter Viirsalu
VARUL MEMBER OF TARK
GRUNTE SUTKIENE

ETHIOPIA

Dagnachew Tesfaye Abetew
DAGNACHEW TEFAYE
AND MAHLET MESGANAW
LAW OFFICE

Million Alemu
LEGAL PRACTITIONER
AND CONSULTANT

Girma Alemu Mengesha
ASSEFA & ASSOCIATES

Assefa Ali Beshir
ASSEFA & ASSOCIATES

Fikadu Asfaw
FIKADU ASFAW AND
ASSOCIATES LAW OFFICE

Sisay Asres
FLK TRADING PLC

Henok Assefa
PRECISE CONSULT

Yodit Assefa
THE MOTOR &
ENGINEERING COMPANY

Ato Awoke Asfaw
AWOKE ASFAW AUTHORIZED
ACCOUNTING

Asrat Bekele
ASGB CONSULTING

Fekadu Bekele
ETHIOPIA REVENUES AND
CUSTOMS AUTHORITY (ERCA)

Semere Wolde Bonger
NATIONAL BANK OF ETHIOPIA

Hailu Burayu
LAWYER

Kumlachew Dagne

Abinet Damtachev
CONSTRUCTION PROXY

Wondwosen Degefa
ETHIOPIA REVENUES AND
CUSTOMS AUTHORITY (ERCA)

Teklay Gebrehiwot
ZENITH

Simon Getachew Kassaye
PWC

Berhane Ghebray
BERHANE GHEBRAY
& ASSOCIATES

Solomon Gizaw
HST CONSULTING

Yodit Gurji
FIKADU ASFAW AND
ASSOCIATES LAW OFFICE

Deborah Haddis Berhanu
MESFIN TAFESSE AND
ASSOCIATES LAW OFFICE

Getu Jemaneh
DELOITTE CONSULTING
PVT. LTD. CO.

Apollo Karumba
PWC

Belay Ketema
BELAY KETEMA LAW OFFICE

Tamrat Kidanemariam
Domenico
TAMRAT KIDANEMARIAM
DOMENICO LAW OFFICE

Tadesse Kiros
TADESSE KIROS LAW OFFICE

Mehrteab Leul
MEHRTEAB LEUL & ASSOCIATES

Yenehun Mamo
YENEHUN BIRLIE LAW OFFICE

Mahlet Mesganaw Getu
DAGNACHEW TEFAYE
AND MAHLET MESGANAW
LAW OFFICE

Mekdes Mezgebu
MESFIN TAFESSE AND
ASSOCIATES LAW OFFICE

Nureidin Mohammed

Belayneh Molla Adgeh
MB CONSULTING PRIVATE
LIMITED COMPANY

Titus Mukora
PWC KENYA

Mekonnen Muluneh Shiferaw
PWC

Habte Petros
YICHALAL TRANSIT
SERVICE AND FREIGHT
FORWARDING PLC

Nigusse Seid
ETHIOPIA REVENUES AND
CUSTOMS AUTHORITY (ERCA)

Meklit Seifu
DELNESSAHOU
TADESSE - COUNSELOR
AND ATTORNEY-AT-LAW

Biruh Setargew
PWC

Kebede Shai
ETHIOPIA REVENUES AND
CUSTOMS AUTHORITY (ERCA)

Kidist Sheferaw
MESFIN TAFESSE AND
ASSOCIATES LAW OFFICE

Getu Shiferaw
MEHRTEAB LEUL & ASSOCIATES

Mekdes Shiferaw
GREEN INTERNATIONAL
LOGISTIC SERVICES

Ameha Sime
AMEHA SIME B.C.

Delnessahou Tadesse
DELNESSAHOU
TADESSE - COUNSELOR
AND ATTORNEY-AT-LAW

Fasil Tadesse
FLK TRADING PLC

Mesfin Tadesse
MESFIN TAFESSE AND
ASSOCIATES LAW OFFICE

Dereje Taffese

Solomon Demissie Tegegn
NET ENGINEERING
CONSULTANCY

Michael Tekie
MEHRTEAB LEUL & ASSOCIATES

Gaim Yibrah Tesema
GAIM YIBRAH

Seyoum Yonhannes Tesfy
ADDIS ABABA UNIVERSITY

Gizeshwork Tessema
GIZE PLC

Wossenyeleh Tigu
MESFIN TAFESSE AND
ASSOCIATES LAW OFFICE

Osborne Wanyoike
PWC

Getahun Worku
LAWYER

Haileyesus Worku
WOYN CHEMICALS PLC

Mekidem Yehiyas
MESFIN TAFESSE AND
ASSOCIATES LAW OFFICE

Seyoum Yohannes Tesfay
ADDIS ABABA UNIVERSITY

Sintayehu Zeleke
FEDERAL HIGH COURT

FIJI

WAF NATIONAL OFFICE

Eddielin Almonte
PWC FIJI

Lisa Apted
KPMG

Nicholas Barnes
MUNRO LEYS

Jone Cavubati
FIJI EXPORT COUNCIL

Rhea Chand
MUNRO LEYS

Sangeeta Chand
MINISTRY OF JUSTICE

William Wylie Clarke
HOWARDS LAWYERS

Visvanath Das
FIJI REVENUE AND
CUSTOMS AUTHORITY

Isireli Fa
THE FIJI LAW SOCIETY / FA
& COMPANY BARRISTERS
& SOLICITORS

Dilip Jamnadas
JAMNADAS AND ASSOCIATES

Jerome Kado
PWC FIJI

Viren Kapadia
SHERANI & CO.

Azam Khan
MINISTRY OF LOCAL
GOVERNMENT

Mohammed Afzal Khan
KHAN & CO. BARRISTERS
& SOLICITORS

Emily King
MUNRO LEYS

Peter Ian Knight
CROMPTONS SOLICITORS

Krishneel Krishna
FIJI REVENUE AND
CUSTOMS AUTHORITY

Madhulesh Lathan
WILLIAMS & GOSLING LTD.

Hemendra Nagin
SHERANI & CO.

Supreena Naidu
AP LEGAL

Jon Orton
ORTON ARCHITECTS

Armish Pal
AP LEGAL

Pradeep Patel
BDO

Mohnish Prasad
FIJI REVENUE AND
CUSTOMS AUTHORITY

Varunendra Prasad
VP LAWYERS

Mele Rakai
SHERANI & CO.

Janet Raman
MUNRO LEYS

Shelvin Singh
SHELVIN SINGH LAWYERS

Narotam Solanki
PWC FIJI

Eparama Tawake
FIJI ELECTRICITY AUTHORITY

Ana Tuiketee
AP LEGAL

FINLAND

Manne Airaksinen
ROSCHIER ATTORNEYS LTD.

Timo Airsto
WHITE & CASE

Petri Avikainen
WHITE & CASE

Hillevi Ekstrom
OY NIKLASHIPPING LTD.

Marja Eskola
PWC FINLAND

Oona Fromholdt
CASTRÉN & SNELLMAN ATTORNEYS LTD.

Esa Halmari
HEDMAN PARTNERS

Johanna Haltia-Tapio
HANNES SNELLMAN ATTORNEYS LTD.

Joni Hatanmaa
HEDMAN PARTNERS

Seppo Havia
DITTMAR & INDRENIUS

Henrietta Hindström
ROSCHIER ATTORNEYS LTD.

Harri Hirvonen
PWC FINLAND

Lauri Jääskeläinen
MINISTRY OF THE ENVIRONMENT

Pekka Jaatinen
CASTRÉN & SNELLMAN ATTORNEYS LTD.

Johanna Jarvinen
PANALPINA AB

Sarianna Järviö
WHITE & CASE

Juuso Jokela
SUOMEN ASIAKASTIETO OY

Mika Karpinen
HANNES SNELLMAN ATTORNEYS LTD.

Milla Kokko-Lehtinen
PWC FINLAND

Sini Laajala
HEDMAN PARTNERS

Kaisa Lamppu
PWC FINLAND

Anna-Ilona Lehtonen
ROSCHIER ATTORNEYS LTD.

Jan Lilius
HANNES SNELLMAN ATTORNEYS LTD.

Johanna Lilja
ROSCHIER ATTORNEYS LTD.

Jaakko Majjala
RUSSELL BEDFORD INTERNATIONAL

Olli Mäkelä
HANNES SNELLMAN ATTORNEYS LTD.

Kimmo Mettälä
KROGERUS ATTORNEYS LTD.

Linda Miettinen
EVERSHEDS ATTORNEYS LTD.

Mia Mökkilä
ROSCHIER ATTORNEYS LTD.

Marta Monteiro
HANNES SNELLMAN ATTORNEYS LTD.

Eeva-Leena Niemelä
ROSCHIER ATTORNEYS LTD.

Janne Nurminen
ROSCHIER ATTORNEYS LTD.

Emma Nyssölä
ASIANAJOTOIMISTO WHITE & CASE OY

Jani Pitkänen
EVERSHEDS ATTORNEYS LTD.

Arttur Puoskari
WHITE & CASE

Mikko Rajala
BIRD & BIRD ATTORNEYS LTD.

Vuokko Rajamäki
ROSCHIER ATTORNEYS LTD.

Krista Rekola
WHITE & CASE

Ingrid Rimmelgas
ROSCHIER ATTORNEYS LTD.

Peter Salovaara
EVERSHEDS ATTORNEYS LTD.

Petri Seppälä
PWC FINLAND

Nikolas Sjöberg
KROGERUS ATTORNEYS LTD.

Aatos Solhagen
ASIANAJOTOIMISTO WHITE & CASE OY

Dina Stolt
ROSCHIER ATTORNEYS LTD.

Petri Taivalkoski
ROSCHIER ATTORNEYS LTD.

Jenni Teuroski
HEDMAN PARTNERS

Tuuli Vapaavuori-Vartiainen
EVERSHEDS ATTORNEYS LTD.

Seija Vartiainen
PWC FINLAND

Marko Vuori
KROGERUS ATTORNEYS LTD.

Gunnar Westerlund
ROSCHIER ATTORNEYS LTD.

FRANCE

EAU DE PARIS

MAIRIE DE PARIS

Claire Adenis-Lamarre
MILLER ROSENFALCK LLP

Nadhia Ameziane
DENTONS

Yves Ardaillou
BERSAY ASSOCIES

Vincent Audoir
ALLEZ & ASSOCIÉS

Julien Bellapianta
ATS INTERNATIONAL

Hervé Beloeuvre
FIDUCIAIRE BELOEUVRE ET ASSOCIÉS

Stéphane Bénézant
SCP GRANRUT AVOCATS

Florence Bequet-Abdou
PWC SOCIÉTÉ D'AVOCATS

Pierre Binon
BANQUE DE FRANCE

Andrew Booth
ANDREW BOOTH ARCHITECT

Isabelle-Victoria Carbuccia
IVCH PARIS

Frédéric Cauvin
PWC SOCIÉTÉ D'AVOCATS

Stéphanie Chatelon
TAJ, MEMBER OF DELOITTE TOUCHE TOHMATSU LIMITED

Chloé Chiapusso-Ello
SCP GRANRUT AVOCATS

Jean-Pierre Clavel
SCP JEAN-PIERRE CLAVEL

Stephan de Groër
JEANTET AARPI

Jean-Paul Decorps
ETUDE MAÎTRE JEAN-PAUL DECORPS

Antoine Delacarte
GUILLEMIN FLUCHY AARPI

Djaffer Douliche
CABINET RCA

Segolene Dufetel
MAYER BROWN INTERNATIONAL LLP

Jean-Marc Dufour
FRANCE ECONOMIE INTERNATIONAL

Odile Dupeyré
SOLVEIG AVOCATS

Philippe Durand
PWC SOCIÉTÉ D'AVOCATS

Thomas Ehrecke
Benoit Fauvelet BANQUE DE FRANCE

Ingrid Fauvelière
JEANTET AARPI

Ivan Féron
PWC SOCIÉTÉ D'AVOCATS

Louis Feuillee
WHITE & CASE

Nataline Fleury
ASHURST LLP

Lionel Galliez
CONSEIL SUPÉRIEUR DU NOTARIAT (PARIS)

Nassim Ghalimi
VEIL JOURDE

Régine Goury
MAYER BROWN INTERNATIONAL LLP

François Grenier
Kevin Grossmann CABINET GROSSMANN

Karl Hepp de Sevelinges
JEANTET AARPI

Marc Jobert
JOBERT & ASSOCIÉS

Ruben Koslar
JEANTET AARPI

Paul Lafuste
VEIL JOURDE

Daniel Arthur Laprés
AVOCAT À LA COUR D'APPEL DE PARIS

Annie Le Berre
PWC SOCIÉTÉ D'AVOCATS

Alann Le Guillou
WHITE & CASE

Olivier Lopez
COHEN & GRESSER, AARPI

Elsa Lourdeau
MAYER BROWN INTERNATIONAL LLP

Alexandre Majbruch
DENTONS

Wladimir Mangel
MAYER BROWN INTERNATIONAL LLP

Frederic Mercier
MATHEZ TRANSPORTS INTERNATIONAUX SA

Orane Mikolajayk
Nathalie Morel MAYER BROWN INTERNATIONAL LLP

Nathalie Nègre-Eveillard
WHITE & CASE

Michel Nisse
PWC SOCIÉTÉ D'AVOCATS

Catherine Ottawa
HOCHE SOCIÉTÉ D'AVOCATS

Sabine Paul
MILLER ROSENFALCK LLP

Arnaud Pédrón
TAJ SOCIÉTÉ D'AVOCATS

Arnaud Pelpel
PELPEL AVOCATS

Thomas Philippe
MAYER BROWN INTERNATIONAL LLP

Marie-Hélène Pinard-Fabro
PWC SOCIÉTÉ D'AVOCATS

Emmanuelle Ries
MILLER ROSENFALCK LLP

Jean-Francois Riffard
UNIVERSITE CLERMONT AUVERGNE, ECOLE DU DROIT

Nicolas Rontchevsky
AVOCAT ET PROFESSEUR AGRÉGÉ DES FACULTÉS DE DROIT

Pierre-Yves Rossignol
SCP GRANRUT AVOCATS

Guillaume Rougier-Brierre
GIDE LOYRETTE NOUËL, MEMBER OF LEX MUNDI

Philippe Roussel Galle
UNIVERSITÉ PARIS DESCARTES

Hugues Roux
BANQUE DE FRANCE

Abibatou Samb-Diouck
ETUDE SAMB-DIOUCK

Michael Samol
JEANTET AARPI

Maxime Samson
Pierre-Nicolas Sanzey STEPHENSON HARWOOD

Emmanuel Schulte
BERSAY ASSOCIES

Maxime Simonnet
DENTONS

Johannes Singelstein
RACINE AVOCATS

Isabelle Smith Monnerville
SMITH D'ORIA

Lionel Spizzichino
WILLKIE FARR & GALLAGHER LLP

Jean Tarrade
CONSEIL SUPÉRIEUR DU NOTARIAT (PARIS)

Steven Theallier
MAYER BROWN INTERNATIONAL LLP

François Vergne
GIDE LOYRETTE NOUËL, MEMBER OF LEX MUNDI

Nicolas Walker
REED SMITH

Ronène Zana
PWC SOCIÉTÉ D'AVOCATS

GABON

JOHN W. FFOOKS & CO. MUNICIPALITÉ DE LIBREVILLE

Angéla Adibet
DELOITTE JURIDIQUE ET FISCAL

Elisabeth Ajamen
BEAC SIÈGE

Philippe Bergon
ACTION RAPIDE TRANSIT

Jean-Pierre Bozec
PROJECT LAWYERS

Nicolas Chevrinais
EY FFA JURIDIQUE ET FISCAL

Regine D'Almeida Mensah
OHADA LEGIS

Sylvain Diangatebe Malongo
SOCIÉTÉ D'ÉNERGIE ET D'EAU DU GABON (SEEG)

Anaïs Edzang Pouzere
PRICEWATERHOUSECOOPERS TAX & LEGAL SA

Gilbert Erangah
ETUDE MAÎTRE ERANGAH

Augustin Fang
CABINET AUGUSTIN FANG

Philippe Fouda Fouda
BEAC SIÈGE

Gagan Gupta
OLAM INTERNATIONAL

Désiré Lasseghé
CNSS

Kevin Lebreton
ACTION RAPIDE TRANSIT

Athanase Ndoeye Loury
SYNDIC JUDICIAIRE

Eric Mbah
CONSERVATION DE LA PROPRIÉTÉ FONCIÈRE ET DES HYPOTHEQUES

Louis Pascal Mbighi
MINISTÈRE DE L'ÉCONOMIE

Gaetan Mboza
3M-PARTNERS & CONSEILS

Davy Mendoume
MINISTÈRE DE L'ÉCONOMIE

Yannick Mokanda
MINISTÈRE DE L'ÉCONOMIE

Claude Mombo
MINISTÈRE DE L'ÉCONOMIE

Haymard Moutsinga
AVOCAT À LA COUR

Thierry Ngomo
ARCHI PRO INTERNATIONAL

Lubin Ntoutoume
CABINET SCP NTOUTOUME ET MEZHER

Jean Serge Ogoula
CELLULE E-TAXES

Laurent Pommera
PRICEWATERHOUSECOOPERS TAX & LEGAL SA

Christophe Adrien Relongoué
PRICEWATERHOUSECOOPERS TAX & LEGAL SA

Anne Rodot
ACTION RAPIDE TRANSIT

Fabien Tannhof
SOCIÉTÉ D'ÉNERGIE ET D'EAU DU GABON (SEEG)

H. Tchiffambeu
3M-PARTNERS & CONSEILS

Ines Vaz
PRICEWATERHOUSECOOPERS TAX & LEGAL SA

Laetitia Yuinang
OLAM INTERNATIONAL

GAMBIA, THE

Malick Bah
NATIONAL ENVIRONMENT AGENCY

Abdul Aziz Bensouda
AMIE BENSOUDE & CO.

Amie N.D. Bensouda
AMIE BENSOUDE & CO.

Odzangbateh Dake
PWC GHANA

Ida Denise Drameh
IDA D. Drameh & ASSOCIATES

Dzidzedze FiaJoe
PWC GHANA

Sheriff Gaye
BOLLORE TRANSPORT
& LOGISTICS

Sarane Hydera
MAHFOUS ENGINEERING
CONSULTANTS

Lamin S. Jatta
ACCORD ASSOCIATES

Kebba Jobe
DABANI ELECTRICAL
ENTERPRISE

Sulayman Jobe
DT ASSOCIATES, INDEPENDENT
CORRESPONDENCE FIRM
OF DELOITTE TOUCHE
TOHMATSU LIMITED

Sulayman M. Joof
S.M. JOOF AGENCY

Mariam Kante
BOLLORE TRANSPORT
& LOGISTICS

Abdoulah Konateh
MAHFOUS ENGINEERING
CONSULTANTS

George Kwatia
PWC GHANA

Anna Njie
AMIE BENSOUA & CO.

Clement Okey
PWC GHANA

Baboucar Owl
NATIONAL WATER AND
ELECTRICITY COMPANY LTD.

Ibrahima Salla
TRUST BANK LTD.

Janet Ramatoulie Sallah-Njie
TORODO CHAMBERS

Mary Abdoulie
Samba-Christensen
LEGAL PRACTITIONER

Aji Penda B. Sankareh
DT ASSOCIATES, INDEPENDENT
CORRESPONDENCE FIRM
OF DELOITTE TOUCHE
TOHMATSU LIMITED

Bakary Sanneh
DEPARTMENT OF PHYSICAL
PLANNING AND HOUSING

Joseph E. Sarre
GAMBIA ARCHITECTURAL AND
PLANNING CONSULTANTS

Yassin Senghore
SENGHORE LAW PRACTICE

Hawa Sisay-Sabally
LAWYER

Salieu Taal
TEMPLE LEGAL PRACTITIONERS

GEORGIA

Marekh Amirashvili
INTERNATIONAL
ADVOCATES LLC

Davit Askurava
NATIONAL BUREAU
OF ENFORCEMENT

Nino Bakhia
NATIONAL AGENCY OF
PUBLIC REGISTRY

Sandro Bakhsoliani
INSTA LLC

Mikheil Baliashvili
ARCHITECTURAL BUREAU

David Bardavelidze
OCEANNET GEORGIA LTD.

Giorgi Begiashvili
BEGIASHVILI & CO.
LIMITED LAW OFFICES

Levan Berdzenishvili
GEORGIAN TRANS
EXPEDITION LTD.

Tatia Berekashvili
MINISTRY OF ECONOMY AND
SUSTAINABLE DEVELOPMENT

Nino Berianidze
MINISTRY OF ECONOMY AND
SUSTAINABLE DEVELOPMENT

Revaz Beridze
ERISTAVI & PARTNERS

Nino Bezhitashvili
MINISTRY OF ECONOMY AND
SUSTAINABLE DEVELOPMENT

Sandro Bibilashvili
BGI LEGAL

Temur Bolotashvili
GEORGIAN INSTITUTE
OF BUILDING

Arsen Bortsvadze
AMPER CO. ENERGY
SOLUTIONS

Giorgi Chichinadze
MINISTRY OF ECONOMY AND
SUSTAINABLE DEVELOPMENT

Zurab Chkheidze
BEGIASHVILI & CO.
LIMITED LAW OFFICES

Ekaterine Danelia
NODIA, URUMASHVILI
& PARTNERS

Giorgi Eliadze
FINE LIFE

Khatia Esebua
ALLIANCE GROUP HOLDING

Mariam Gabashvili
ERISTAVI & PARTNERS

Zviad Gabisonia
FINE LIFE

Nikoloz Gamkrelidze
CAUCASTRANSPRESS LTD.

Teymuraz Gamrekashvili
TELASI

Teona Gaprindashvili
NODIA, URUMASHVILI
& PARTNERS

Ekaterina Gazadze
GEORGIAN STOCK EXCHANGE

Archil Giorgadze
DECHERT GEORGIA LLC

Givi Giorgadze
INVESTORS COUNCIL

Lasha Gogiberidze
BGI LEGAL

Lali Gogoberidze
MINISTRY OF ECONOMY AND
SUSTAINABLE DEVELOPMENT

Alexander Gomiashevili
JSC CREDIT INFO GEORGIA

Levan Gotua
BEGIASHVILI & CO.
LIMITED LAW OFFICES

Goga Gujejiani
KAUKASUS TRANSPORT
LOGISTIK

Nana Gurgeniidze
LEGAL PARTNERS
ASSOCIATED (LPA) LLC

Jaba Gvelebiani
LEGAL PARTNERS
ASSOCIATED (LPA) LLC

Gia Jandieri
NEW ECONOMIC SCHOOL

David Javakhadze
MINISTRY OF ECONOMY AND
SUSTAINABLE DEVELOPMENT

George Jugeli
INVESTORS COUNCIL

David Kakabadze

Grigol Kakauridze
MINISTRY OF ECONOMY AND
SUSTAINABLE DEVELOPMENT

Nikoloz Kakauridze
AZIMUTI LTD.

David Kakhiani
MONTAGE GEORGIA

Irakli Kandashvili

Oguz Kaan Karaer
MAQRO CONSTRUCTION

Irma Kavtaradze
MINISTRY OF ECONOMY AND
SUSTAINABLE DEVELOPMENT

Mari Khardziani
NATIONAL AGENCY OF
PUBLIC REGISTRY

Dachi Kinkladze
GEORGIA REVENUE SERVICE

Sergi Kobakhidze
PWC GEORGIA

Aieti Kukava
ALLIANCE GROUP HOLDING

Sophio Kurtauli
NATIONAL BUREAU
OF ENFORCEMENT

Nino Kvinikadze
NODIA, URUMASHVILI
& PARTNERS

Natia Lapiashvili
DECHERT GEORGIA LLC

Danelia Lasha
AZIMUTI LTD.

Ela Lekishvili
F-CHAIN

Irakli Lekishvili
TOYOTA CAUCASUS LLC

Tea Loladze
MINISTRY OF ECONOMY AND
SUSTAINABLE DEVELOPMENT

Mirab-Dmitry Lomadze

Sofia Machaladze
ERISTAVI & PARTNERS

Irakli Mamaladze
TEGETA MOTORS

Jaba Mamulashvili
BEGIASHVILI & CO.
LIMITED LAW OFFICES

Nicola Mariani
DECHERT GEORGIA LLC

Elene Mebonia
LEGAL PARTNERS
ASSOCIATED (LPA) LLC

Salome Meladze
BGI LEGAL

Salome Meunargia
LEGAL PARTNERS
ASSOCIATED (LPA) LLC

Roin Migriauli
LAW OFFICE MIGRIAULI
& PARTNERS

Giorgi Mikautadze
TBILISI CITY COURT

Ia Mikhelidze
GEORGIA REVENUE SERVICE

Sophie Natroshvili
BGI LEGAL

Lasha Nodia
NODIA, URUMASHVILI
& PARTNERS

Tamta Nutsubidze
BEGIASHVILI & CO.
LIMITED LAW OFFICES

Papuna Papiashvili
NATIONAL BUREAU
OF ENFORCEMENT

George Paresishvili
GEORGIAN STOCK EXCHANGE

Simon Parsons
PWC GEORGIA

Tsisnami Sabadze
MINISTRY OF ECONOMY AND
SUSTAINABLE DEVELOPMENT

Natia Sakhokia
NATIONAL BUREAU
OF ENFORCEMENT

Levan Samanishvili
OCEANNET GEORGIA LTD.

Mikheil Sarjeladze
MINISTRY OF JUSTICE

Manzoor Shah
GLOBALINK LOGISTICS GROUP

Tea Sonishvili
MINISTRY OF ECONOMY AND
SUSTAINABLE DEVELOPMENT

Levan Targamadze
SABA CONSTRUCTION

Giorgi Tavartkiladze
DELOITTE

Tamara Tevdoradze
BGI LEGAL

Antonina Tselovalnikova
GIANTI LOGISTICS

Besik Tsimakuridze

Tamar Tvildiani
TOYOTA CAUCASUS LLC

Kote Ukleba
ELECTRICAL SERVICE GROUP

Samson Uridia
GEORGIA REVENUE SERVICE

Zviad Voshakidze
TELASI

Emre Yetiskin
MAQRO CONSTRUCTION

GERMANY

Helge Aulmann
REED SMITH LLP

Marc Bäumer
REED SMITH LLP

Anna-Lena Baur
GSK STOCKMANN + KOLLEGEN

Judith Becker
REED SMITH LLP

Mark Bekker
BEKKER LOGISTICA

Henning Berger
WHITE & CASE

Philipp Johannes Bergmann
REED SMITH LLP

Jennifer Bierly
GSK STOCKMANN + KOLLEGEN

Justus Binder
REED SMITH LLP

Heiko Büsing
PRICEWATERHOUSECOOPERS
LEGAL AKTIENGESellschaft
RECHTSANWALTSGESellschaft

Thomas Büssow
PWC GERMANY

Andreas Eckhardt
PRICEWATERHOUSECOOPERS
LEGAL AKTIENGESellschaft
RECHTSANWALTSGESellschaft

Sigrun Erber-Faller
NOTARE ERBER-FALLER
UND VORAN

Johann-Friedrich Fleisch
DLA PIPER UK LLP

Alexander Freiherr von Aretin
GRAF VON WESTPHALEN
RECHTSANWÄLTE
PARTNERSCHAFT

Simon Grieser
REED SMITH LLP

Andrea Gruss
MERGET + PARTNER

Klaus Günther
OPPENHOFF & PARTNER

Daniel Hacker
PRICEWATERHOUSECOOPERS
LEGAL AKTIENGESellschaft
RECHTSANWALTSGESellschaft

Marc Alexander Häger
OPPENHOFF & PARTNER

Sebastian Harder
PRICEWATERHOUSECOOPERS
LEGAL AKTIENGESellschaft
RECHTSANWALTSGESellschaft

Nadine Haubner
MAYER BROWN LLP

Tina Hoffmann
MAYER BROWN LLP

Götz-Sebastian Hök
DR. HÖK STIEGLMEIER
& PARTNER

Elke Holthausen-Dux
MOCK PARTNERSCHAFT VON
RECHTSANWÄLTEN MBB

Peter Holzhäuser
PRICEWATERHOUSECOOPERS
LEGAL AKTIENGESellschaft
RECHTSANWALTSGESellschaft

Markus Jakob
JAKOBY RECHTSANWÄLTE

Helmuth Jordan
JORDAN & WAGNER
RECHTSANWALTSGESellschaft
MBH

Alexander Kollmorgen
K&L GATES LLP

Jörg Kraffel
WHITE & CASE

Ernst-Otto Kuchenbrandt
DEUTSCHE BUNDESBANK

Baerbel Kuhlmann
EY

Claudia Kuhn
REED SMITH LLP

Andreas Lange
MAYER BROWN LLP

Peter Limmer
NOTARE DR. LIMMER
& DR. FRIEDERICH

Steffen Lindemann
MAYER BROWN LLP

René Lochmann
REED SMITH LLP

Sabine Malik
SCHUFA HOLDING AG

Werner Meier
SIMMONS & SIMMONS

Frank Mizera
REED SMITH LLP

Marius Moeller
PWC GERMANY

Isaschar Nicolaysen
DLA PIPER UK LLP

Dirk Otto
DENK RECHTSANWALTE

John Piotrowski
JAKOBY RECHTSANWÄLTE

Sebastian Prügel
WHITE & CASE

Angela Reimer
DIAZ REUS & TARG LLP

Anselm Reinertshofer
REED SMITH LLP

Sebastian Reinsch
JANKE & REINSCH

Alexander Reus
DIAZ REUS & TARG LLP

Malte Richter
MAYER BROWN LLP

Martina Rothe
ASHURST LLP

Jan Rudolph
LINKLATERS LLP

Philipp Ruehland
PRICEWATERHOUSECOOPERS
LEGAL AKTIENGESellschaft
RECHTSANWALTSGESELLSCHAFT

Diedrich Schröder
DLA PIPER UK LLP

Volker Schwarz
HEUSSEN
RECHTSANWALTSGESELLSCHAFT
MBH

Kirstin Schwedt
LINKLATERS LLP

Mike Silin
DHL CZECH REPUBLIC

Marce Spielberger
REED SMITH LLP

Kai Sebastian Staak
PRICEWATERHOUSECOOPERS
LEGAL AKTIENGESellschaft
RECHTSANWALTSGESELLSCHAFT

Dirk Stiller
PWC GERMANY

Karl-Thomas Stopp
MOCK PARTNERSCHAFT VON
RECHTSANWÄLTEN MBB

Tobias Taetzner
PWC GERMANY

Kévin Paul-Hervé Tanguy
PRICEWATERHOUSECOOPERS
LEGAL AKTIENGESellschaft
RECHTSANWALTSGESELLSCHAFT

Jonathan Tobler
DLA PIPER UK LLP

Matej Ujica
REED SMITH LLP

Arne Vogel
M&P DR. MATZEN &
PARTNER MBB

Oscar Weller
JANKE & REINSCH

Hartmut Wicke
NOTARE DR. WICKE
UND HERRLER

Marco Wilhelm
MAYER BROWN LLP

Thomas Winkler
DOMUS AG - MEMBER
OF RUSSELL BEDFORD
INTERNATIONAL

Gerlind Wisskirchen
CMS HASCHKE SIGLE

Uwe Witt
PRICEWATERHOUSECOOPERS
LEGAL AKTIENGESellschaft
RECHTSANWALTSGESELLSCHAFT

GHANA

Solomon Ackom
GRIMALDI GHANA LTD.

George Kingsley Acquah
STANDARD CHARTERED
BANK GHANA LIMITED

John Acquah
GRIMALDI GHANA LTD.

Larry Adjetei
LAW TRUST COMPANY

Sena Agbekoh
AB & DAVID

Irene Agyenim-Boateng
AB & DAVID

George Ahiafor
XDS DATA GHANA LTD.

Kweku Ainsun
AB LEXMALL & ASSOCIATES

Cecilia Akyeampong
TOWN AND COUNTRY
PLANNING DEPARTMENT

Mellisa Amarteifio
SAM OKUDZETO & ASSOCIATES

Nene Amegatcher
SAM OKUDZETO & ASSOCIATES

Kennedy Paschal Anaba
LAWFIELDS CONSULTING

Kweku Brebu Andah
BAKER TILLY ANDAH + ANDAH
CHARTERED ACCOUNTANTS

Wilfred Kwabena
Anim-Odamé
LANDS COMMISSION

Iris Annan
BENTSI-ENCHILL, LETSA
& ANKOMAH, MEMBER
OF LEX MUNDI

Daisy Joana Antwi
NTRAKWAH & CO.

Kwabena Asante Offei
BENTSI-ENCHILL, LETSA
& ANKOMAH, MEMBER
OF LEX MUNDI

Akousa Akoma Asiamah
NTRAKWAH & CO.

Bridget Atta-Konadu
NTRAKWAH & CO.

Nana Akwasi Awuah
AB LEXMALL & ASSOCIATES

Joyce Bediako
NTRAKWAH & CO.

Ayesha Bedwei
PWC GHANA

Thomas Blankson
XDS DATA GHANA LTD.

Binditi Chitor
AB LEXMALL & ASSOCIATES

Diana Asonaba Dapaah
SAM OKUDZETO & ASSOCIATES

Ras Afful Davis
CLIMATE SHIPPING & TRADING

Jerry Dei
SAM OKUDZETO & ASSOCIATES

Judith Donkoh
NTRAKWAH & CO.

Kofi Edem Penty
RENAISSANCE LAW CHAMBERS

Christina Furler
FURLER ARCHITECTS LTD.

Abeku Gyan-Quansah
PWC GHANA

Rhoda Gyepi-Garbrah
NTRAKWAH & CO.

Roland Horsoo
BOUYGUES CONSTRUCTION

Daniel Imadi
BENTSI-ENCHILL, LETSA
& ANKOMAH, MEMBER
OF LEX MUNDI

Rosa Kudoadzi
BENTSI-ENCHILL, LETSA
& ANKOMAH, MEMBER
OF LEX MUNDI

Isaac Kunko
AB LEXMALL & ASSOCIATES

Mary Kwarteng
PWC GHANA

George Kwatia
PWC GHANA

Yaw Kyere
AB LEXMALL & ASSOCIATES

Eric Nii Yarboi Mensah
SAM OKUDZETO & ASSOCIATES

Godwin Ofosuhen Nkrumah
BENTSI-ENCHILL, LETSA
& ANKOMAH, MEMBER
OF LEX MUNDI

Kwadwo Ntrakwah
NTRAKWAH & CO.

Nana Yaw Ntrakwah
NTRAKWAH & CO.

Abena Ntrakwah-Mensah
NTRAKWAH & CO.

Wordsworth Odame Larbi
CONSULTANT

Sam Okudzeto
SAM OKUDZETO & ASSOCIATES

Rexford Assasie Oppong
KNUST

Prince Oppong Boakye
BENTSI-ENCHILL, LETSA
& ANKOMAH, MEMBER
OF LEX MUNDI

Patience Ose-Nyarko
TOWN AND COUNTRY
PLANNING DEPARTMENT

Vera Owusu Osei
AB & DAVID

Cynthia Jumu Quarcoo
CQ LEGAL & CONSULTING

Henry Layea Quartey
BAKER TILLY ANDAH + ANDAH
CHARTERED ACCOUNTANTS

Benjamin Quaye
MINISTRY OF LAND AND
NATURAL RESOURCES OF
THE REPUBLIC OF GHANA

Jacob Saah
SAAH & CO.

Shirley Somuah
NTRAKWAH & CO.

Ebenezer Teye Agawu
CONSOLIDATED SHIPPING
AGENCIES LIMITED

Joyce Franklyn Thompson
NTRAKWAH & CO.

M.C. Vasnani
CONSOLIDATED SHIPPING
AGENCIES LIMITED

Thecla Wricketts
BENTSI-ENCHILL, LETSA
& ANKOMAH, MEMBER
OF LEX MUNDI

GREECE

EYDAP SA

Sophia Ampoulidou
DRAKOPOULOS LAW FIRM

Evangelos Angelopoulos
E ANGELOPOULOS LAW OFFICE

Amalia Balla
POTAMITIS-VEKRIS

George Bersis
POTAMITIS-VEKRIS

Dimitris Bimpas
IME GSEVEE

Ira Charisiadou
CHARISIADOU LAW OFFICE

Viktoria Chatzara
IKRP ROKAS & PARTNERS

Theodora Christodoulou
KLC LAW FIRM

Alkistis Christofilou
IKRP ROKAS & PARTNERS

Evangelia Christopoulou
NOTARY

Vasiliki Christou
KLC LAW FIRM

Leda Condoyanni
HELLENIC CORPORATE
GOVERNANCE COUNCIL

Eleni Dikonimaki
TEIRESIAS SA - BANK
INFORMATION SYSTEMS

Sotirios Douklias
KG LAW FIRM

Panagiotis Drakopoulos
DRAKOPOULOS LAW FIRM

Anastasia Dritsa
KYRIAKIDES GEORGOPOULOS
LAW FIRM

Elisabeth Eleftheriades
KG LAW FIRM

Stergios Frastanlis
ZEPOS & YANNOPOULOS LAW
FIRM, MEMBER OF LEX MUNDI

Dionysia I. Gamvrakis
SARANTITIS LAW FIRM

Georgios Garoufis
PWC GREECE

Dionysios Gavounelis
KIP LAW FIRM

Gerasimos Georgopoulos
GENIKO EMBORIKO
MITROO - GEMI

Antonis Giannakodimos
ZEPOS & YANNOPOULOS LAW
FIRM, MEMBER OF LEX MUNDI

Antonios Gkiokas
PWC GREECE

Christos Goulas
KREMAIS LAW FIRM,
MEMBER OF IUS LABORIS

Aikaterini Grivaki
PWC GREECE

Dimitris V. Hatzihristidis
ELECTRICAL ENGINEER

Efthymios Kallitsis

Theodora D. Karagiorgou
KOUTALIDIS LAW FIRM

Artemis Karathanassi
PWC GREECE

Catherine Karatzas
KARATZAS & PARTNERS

Aristotelis Katranis
KYRIAKIDES GEORGOPOULOS
LAW FIRM

Rita Katsoula
POTAMITIS-VEKRIS

Dionysios Kazaglis
SARANTITIS LAW FIRM

Anna Kazantzidou
VAINANIDIS ECONOMOU &
ASSOCIATES LAW FIRM

Anastasia Keleridou
KYRIAKIDES GEORGOPOULOS
LAW FIRM

Efthymios Kleftogiannis
PWC GREECE

Constantinos Klissouras
KIP LAW FIRM

Ioanna Kompou
PWC GREECE

Georgia Konstantinidou
DRAKOPOULOS LAW FIRM

Lena Kontogeorgou
NOTARY

Panos Koromantzios
BAHAS, GRAMATIDIS
& PARTNERS

Olga Koromilia
PWC GREECE

Liana Kosmatou
C. PAPACOSTOPOULOS
& ASSOCIATES

Zafiria Kosmidou
KARATZAS & PARTNERS

Dimitrios Kotsionis
MICHAEL KYPRIANOU
& CO. LLC

Vasiliki (Cecilia) Kousouri
KYRIAKIDES GEORGOPOULOS
LAW FIRM

Dimitrios Kremalis
KREMAIS LAW FIRM,
MEMBER OF IUS LABORIS

Irene C. Kyriakides
KYRIAKIDES GEORGOPOULOS
LAW FIRM

Panos Lolonis
HELLENIC CADASTRE AND
MAPPING AGENCY

Artemis Malliaropoulou
INTERNATIONAL
CRIMINAL COURT

Effrosyni-Maria Mantalia
ELIAS PARASKEVAS
ATTORNEYS 1933

Evangelos Margaritis
DRAKOPOULOS LAW FIRM

Emmanuel Mastromanolis
ZEPOS & YANNOPOULOS LAW
FIRM, MEMBER OF LEX MUNDI

Alexandros N. Metaxas
SARANTITIS LAW FIRM

Maria Moschopoulou
ELIAS PARASKEVAS
ATTORNEYS 1933

Marilisa Myrat
KARATZAS & PARTNERS

Anthony Narlis
CALBERSON SA

Anastasia Oikonomopoulou
KLC LAW FIRM

Athina Palli
ZEPOS & YANNOPOULOS LAW
FIRM, MEMBER OF LEX MUNDI

Christina Papachristopoulou
KIP LAW FIRM

Elena Papachristou
ZEPOS & YANNOPOULOS LAW
FIRM, MEMBER OF LEX MUNDI

Konstantinos Papadiamantis
POTAMITIS-VEKRIS

Lily Papakiriaki
KYRIAKIDES GEORGOPOULOS LAW FIRM

Dimitris Papamentzelopoulos
KLC LAW FIRM

Christina Papanikolopoulou
ZEPOS & YANNOPOULOS LAW FIRM, MEMBER OF LEX MUNDI

Stavros Papantonis
ACTION AUDITING SA - MEMBER OF RUSSELL BEDFORD INTERNATIONAL

Martha Papasotiriou
UNITYFOUR

Dimitris E. Paraskevas
ELIAS PARASKEVAS ATTORNEYS 1933

Marios Petropoulos
KREMAIS LAW FIRM, MEMBER OF IUS LABORIS

Spiros Pilios
GENESIS WORLD TRANS

Katerina Politi
KYRIAKIDES GEORGOPOULOS LAW FIRM

Panagiotis Polychronopoulos
KELEMENIS & CO.

Stathis Potamitis
POTAMITIS-VEKRIS

Vicky Psaltaki
SARANTITIS LAW FIRM

Mary Psylla
PWC GREECE

Eva Rodaki
PWC GREECE

Vasiliki Salaka
KARATZAS & PARTNERS

Ioannis Sarakinos
SARAKINOS LAW

Nikolaos Siakantaris
UNITYFOUR

Konstantinos Siakoulis
GENIKO EMBORIKO MITROO - GEMI

Ioannis Skandalis
PWC GREECE

Ioanna Stamou
KARATZAS & PARTNERS

Alexia Stratou
KREMAIS LAW FIRM, MEMBER OF IUS LABORIS

Georgios Thanopoulos
IME GSEVEE

Athanasios Theodorou

John Tripidakis
JOHN TRIPIDAKIS & ASSOCIATES LAW FIRM

Kimón Tsakiris
KG LAW FIRM

Angeliki Tsatsi
KARATZAS & PARTNERS

Antonios Tsavdaridis
IKRP ROKAS & PARTNERS

Panagiota Tsinouli
KYRIAKIDES GEORGOPOULOS LAW FIRM

Panagiota D. Tsitsa
NOTARY PANAGIOTA TSITSA

Katerina Tzamalouka
KYRIAKIDES GEORGOPOULOS LAW FIRM

Alexia Tzouni
POTAMITIS-VEKRIS

Spyros Valvis
PWC GREECE

Penny Vithoulka
C. PAPACOSTOPOULOS & ASSOCIATES

Konstantinos Vlachakis
NOTARY

Kalliopi Vlachopoulou
KELEMENIS & CO.

Lydia Vradi
KARATZAS & PARTNERS

Sofia Xanthoulea
JOHN TRIPIDAKIS & ASSOCIATES LAW FIRM

Fredy Yatraccou
PWC GREECE

Stergios Zygouras
KOUTALIDIS LAW FIRM

GRENADA

DANNY WILLIAMS & CO.

GRENADA ELECTRICITY
SERVICES LTD.

W.R. Agostini
W.R. AGOSTINI & CO.

Raymond Anthony
RAYMOND ANTHONY & CO.

James Bristol
HENRY, HENRY & BRISTOL

Carlyle Felix
MINISTRY OF ECONOMIC DEVELOPMENT, PLANNING, TRADE, COOPERATIVES AND INTERNATIONAL BUSINESS

Melissa Garraway
SEON & ASSOCIATES

Kim George
KIM GEORGE & ASSOCIATES

Carlyle Glean Jr.
GLEAN'S CONSTRUCTION & ENGINEERING CO.

Cyrus Griffith
LABOUR DEPARTMENT

Annette Henry
MINISTRY OF LEGAL AFFAIRS

Keith Hosten
HOSTEN'S (ELECTRICAL SERVICES) LTD.

Ernie James
MINISTRY OF ECONOMIC DEVELOPMENT, PLANNING, TRADE, COOPERATIVES AND INTERNATIONAL BUSINESS

Nigel A. John
LATITUDES CONSULT

Garvey Louison
LOUISON CONSULTING

Debra Brenda Mason
GRENADA NUTMEG & COCOA PRODUCTS

Gail Ann Newton
GRENADA PORT AUTHORITY

Karen Samuel
SAMUEL PHILLIP & ASSOCIATES

Safiya Sawney
TRADSHIP INTERNATIONAL

Valentino Sawney
TRADSHIP INTERNATIONAL

David R. Sinclair
SINCLAIR ENTERPRISES LIMITED

Isabelle Slinger
INSTITUTE OF CHARTERED ACCOUNTANTS OF THE EASTERN CARIBBEAN

Sharon Tenny
GRENADA INDUSTRIAL DEVELOPMENT CORPORATION

Alana Twum-Barimah
SUPREME COURT REGISTRY

Shireen Wilkinson
WILKINSON, WILKINSON & WILKINSON

GUATEMALA

EMPRESA ELÉCTRICA
DE GUATEMALA SA

PROTECTORA DE
CRÉDITO COMERCIAL

Oty Aixa Farfán Álvarez
SUPERINTENDENCIA DE ADMINISTRACIÓN TRIBUTARIA

Erwin Ronaldo Alvarez Urbina
INSTAELECTRA XPRESS

Nancy Amaya
ATA SERVICIOS

Pedro Aragón
ARAGÓN & ARAGÓN

Mario René Archila Cruz
ARIAS LAW

Jorge Luis Arenales de la Roca
ARIAS LAW

José Alejandro Arévalo
Alburez
SUPERINTENDENCIA DE BANCOS

Eliás Arriaza Sáenz
CONSORTIUM - RACSA

Sandra Audicio
MARINE CARGO LINE, SA

María de los Angeles Barillas
Buchhalter
SARAVIA & MUÑOZ

Nancy Barrera
PWC GUATEMALA

Jose Rodrigo Barrillas García
NOVALES ABOGADOS

Jorge Rolando Barrios
BONILLA, MONTANO, TORIELLO & BARRIOS

Elmer Erasmo Beltetón
Morales
REGISTRO GENERAL DE LA PROPIEDAD DE GUATEMALA (RGP)

Luis Gustavo Berganza
REGISTRO GENERAL DE LA PROPIEDAD DE GUATEMALA (RGP)

Axel Beteta

Eva Cacacho González
QIL+4 ABOGADOS SA

Emanuel Callejas
CARRILLO & ASOCIADOS

Natalia Callejas Aquino
AGUILAR CASTILLO LOVE

Rodrigo Callejas Aquino
CARRILLO & ASOCIADOS

Delia Cantoral
EY

Jorge Castañeda
SPEC

Raul Castañeda
SPEC

Juan Carlos Castillo Chacón
AGUILAR CASTILLO LOVE

Eduardo Castillo Cortes
CASTILLO ARQUITECTOS

Maria Mercedes Castro
GARCÍA & BODÁN

Juan Carlos Chavarría
EY

Jose Andres Fuxet Ciani
LEXINCORP

Julio Contreras
REGISTRO GENERAL DE LA PROPIEDAD DE GUATEMALA (RGP)

Juan Luis De la Roca
REGISTRO MERCANTIL

Eleonora de Palma
ATA SERVICIOS

Luis Pedro Del Valle
ARIAS LAW

Claudia Lavinia Figueroa
REGISTRO GENERAL DE LA PROPIEDAD DE GUATEMALA (RGP)

José María Flores Tinti

Abel Francisco Cruz Calderón
SUPERINTENDENCIA DE ADMINISTRACIÓN TRIBUTARIA

Joel Estuardo Gamarro Palomo

Giovanni García
ATA SERVICIOS

Jose Gonzalez
PRECON

Omar Gonzalez
ARQUITECTURA Y DISEÑO

Liz Gordillo Anleu
ARIAS LAW

Diego Hernández
QIL+4 ABOGADOS SA

Carlos Guillermo Herrera
REGISTRO GENERAL DE LA PROPIEDAD DE GUATEMALA (RGP)

Pamela Jimenez
ARIAS LAW

Eva Maria Lima
MUNICIPALIDAD DE GUATEMALA

Ruy Llanera
COMERICAL AMERICANA DE CONSTRUCCIONES (CONAME)

María Isabel Luján Silbermann
QIL+4 ABOGADOS SA

Juan Andrés Marroquín
CARRILLO & ASOCIADOS

César Enrique Marroquín
Fernández
SUPERINTENDENCIA DE BANCOS

Marco Antonio Martínez
CPS LOGISTICS

Luis Amílcar
Mazariegos Ramos

Abelardo Medina
MINISTRY OF ECONOMY

Magbis Mardoqueo Méndez
López
REGISTRO GENERAL DE LA PROPIEDAD DE GUATEMALA (RGP)

Ricardo Méndez Tello
EEGSA

Edgar Mendoza
PWC GUATEMALA

Pedro Mendoza Montano
JURISCONSULTI ABOGADOS Y NOTARIOS

Edvin Montoya
LEXINCORP

Maria Eugenia Morales Aceña
CORTE SUPREMA DE JUSTICIA GUATEMALA

Anajoyce Oliva
MUNICIPALIDAD DE GUATEMALA

Julio César Ordóñez
Montenegro
BANCO G&T CONTINENTAL

Carlos Ortega
MAYORA & MAYORA SC

Jorge A. Osoy
MUNICIPALIDAD DE GUATEMALA

Roberto Ozaeta
PWC GUATEMALA

Marco Antonio Palacios
PALACIOS & ASOCIADOS

Raul Antonio Palma Cruz
ATA SERVICIOS

Erick Palomo
REGISTRO GENERAL DE LA PROPIEDAD DE GUATEMALA (RGP)

Maria Jose Pepio Pensabene
CÁMARA GUATEMALTECA DE LA CONSTRUCCIÓN

Claudia Pereira
MAYORA & MAYORA SC

Hugo Arévalo Pérez
ARÉVALO PEREZ, IRALDA Y ASOCIADOS SC

Mélida Pineda
CARRILLO & ASOCIADOS

Edi Orlando Pineda Ramírez
SUPERINTENDENCIA DE BANCOS

Gabriela Posadas
QIL+4 ABOGADOS SA

Manuel Ramírez
EY

Ada Celeste Rios Cruz De
Sandoval
REGISTRO DE GARANTIAS MOBILIARIAS

Andres Rivera
ACEROS ARQUITECTÓNICOS

Francisco Rivera
SUPERINTENDENCIA DE ADMINISTRACIÓN TRIBUTARIA

Alfredo Rodríguez Mahuad
CONSORTIUM - RACSA

Ranulfo Rafael Rojas Cetina
CORTE SUPREMA DE JUSTICIA GUATEMALA

Federico Rolz
MR. BODEGUITAS

Jose Rosales
GARCÍA & BODÁN

Luis Alfonso Ruano
CGW

Maricela Sagastume
REGISTRO GENERAL DE LA PROPIEDAD DE GUATEMALA (RGP)

Glendy Salguero
PWC GUATEMALA

Salvador Augusto
Saravia Castillo

SARAVIA & MUÑOZ

Alfredo Skinner-Klee
SKINNER-KLEE & ASOCIADOS

Alejandro Solares
QIL+4 ABOGADOS SA

Claudia Solares
REGISTRO DE GARANTIAS
MOBILIARIAS

Francisco Solórzano
SUPERINTENDENCIA DE
ADMINISTRACIÓN TRIBUTARIA

José Augusto Toledo Cruz
ARIAS LAW

Arelis Yariza Torres de Alfaro
SUPERINTENDENCIA DE BANCOS

Rodrigo Valladares
REGISTRO MERCANTIL

Elmer Vargas
PACHECO COTO

Ivar Vega
RV INSTALACIONES

Roselyn Villatoro
NOVALES ABOGADOS

Marlon Virula
EY

GUINEA

Camara Abdoul Kabele
CABINET CAMARA ABDOUL

Yves Constant Amani
CABINET D'AVOCATS
BAO & FILS

Tourea Aissata Aribot
PORT AUTONOME
DE CONAKRY

Pierre Kodjo Avode
SYLLA & PARTNERS

Mohamed Aly Baldé
PWC GUINEA

Mody Sory Barry
DIRECTION NATIONALE
DES IMPÔTS

Aguibou Béréte
MINISTÈRE DE L'INDUSTRIE, DES
PME ET DE LA PROMOTION
DU SECTEUR PRIVÉ

Renaud Bidault
DÉMÉNAGEMENTS
INTERNATIONAUX ET
GARDE-MEUBLES

Ismaila Camara
MAERSK LOGISTICS SA

Souleymane Camara

Francis Charles Haba
CABINET BABADY ET
FRANCIS SCPA

Sally Oussoubey Cissoko
DIRECTION NATIONALE
DES IMPÔTS

Fatoumata Condé
APIP GUINÉE - AGENCE
DE PROMOTION DES
INVESTISSEMENTS PRIVÉS

Abdelaziz Derrahi
ELECTRICITÉ DE GUINÉE

Ahmadou Diallo
CHAMBRE DES NOTAIRES

Mamadou Aliou Diallo
GROUPE MAD

Youssef Diallo
CHAMBRE DES NOTAIRES

Hann Dienaba Keita
APIP-GUINÉE

Barry Fatoumata
CABINET ARCHI PLUS

Naby Moussa Fofana
BANQUE CENTRALE DE
GUINÉE (BCRG)

Soukeina Fofana
BANQUE CENTRALE DE
GUINÉE (BCRG)

Guy Laurent Fondjo
AFRIAND FIRST BANK

Joachim Gbilimou
Yéké Goumou
MINISTÈRE DE L'INDUSTRIE, DES
PME ET DE LA PROMOTION
DU SECTEUR PRIVÉ

Madigbe Kaba
SYLLA & PARTNERS

Rene-Marie Kadouno
EY

Diawara Karamokoba
APIP-GUINÉE DIRECTION
GÉNÉRALE DES DOUANES

Aribot Karim
DIRECTION NATIONALE
DES IMPÔTS

Namory Keita
DIRECTION NATIONALE
DES IMPÔTS

Mariama Ciré Keita Diallo
NIMBA CONSEIL SARL

Fatoumata Koulibaly
BANQUE CENTRALE DE
GUINÉE (BCRG)

Maténin Kourouma
APIP GUINÉE - AGENCE
DE PROMOTION DES
INVESTISSEMENTS PRIVÉS

Nounké Kourouma
ADMINISTRATION DES
GRANDS PROJETS ET DES
MARCHÉS PUBLICS

Boua Kouyaté
SÉCRÉTARIAT DU DIALOGUE
PERMANENT PUBLIC-PRIVÉ

Gbamon Kpoulomou
TRIBUNAL DE PREMIÈRE
INSTANCE DE MAFANCO

Mohamed Lahlou
PWC GUINEA

Augustin Lovichi
ELECTRICITÉ DE GUINÉE

Jean Alfred Mathos
NOTAIRE MATHOS
JEAN ALFRED

Kaba Moriba
CABINET D'AVOCAT
KABA MORIBA

Badara Niang
EY

Lamah Pierre
COMMISSION NATIONALE
OHADA DE GUINÉE

Rassi Raja
CABINET D'AVOCAT KOUMY

Mamadou Saliou Baldé
MINISTÈRE DE LA
CONSTRUCTION, DE
L'URBANISME ET HABITAT

David Sandouno
BUREAU DES TRAVAUX
TOPOGRAPHIQUES

Camara Mamadou Sanoussy
NOTAIRE CAMARA
MAMADOU SANOUSSY

Satouma Yari Sounah
ETUDE YANSANE

Mohamed Sidiki Sylla
SYLLA & PARTNERS

Paul Tchagna
PWC GUINEA

Abdourahmane Tounkara
GUINÉE CONSULTING

Aboubacar Salimatou Toure
BANQUE DE DÉVELOPPEMENT
DE GUINÉE

Mohamed Lamine Touré
BANQUE CENTRALE DE
GUINÉE (BCRG)

Mariama Cire Traore
EY

Barry Traoré
CABINET MAÎTRE FATOUMATA
AMADOU BARRY

Diallo Youssef
TRANSMAR SA

Kalivogui Zeze
CABINET D'AVOCAT DE
ME KALIVOGUI ZEZE

Togba Nicolas Zomy
CABINET MAÎTRE ZOMY

GUINEA-BISSAU

BCEAO

CREDITINIO VOLO

ELECTRICIDADE E AGUAS
DA GUINE-BISSAU

MINISTÉRIO DA ECONOMIA
E INTEGRAÇÃO REGIONAL

MINISTÉRIO DA JUSTIÇA

Serge Agbomenou
BISSAU EQUIPAMENTOS

José Alves Té
MINISTÉRIO DA JUSTIÇA

Duarte Amaral da Cruz
MC&A - SOCIEDADE
DE ADVOGADOS RL

Emílio Ano Mendes
GB LEGAL - MIRANDA
ALLIANCE

Luis Antunes
LUFTEC - TÉCNICAS
ELÉTRICAS LDA

Jorcelene Badilé Nhaga
LUD TRÁNSITO - TRANSITÁRIOS
BISSAU

Serafim Baptista
LUD TRÁNSITO - TRANSITÁRIOS
BISSAU

Tiago Bastos
AICEP PORTUGAL GLOBAL

Humiliano Alves Cardoso
GABINETE ADVOCACIA

Malam Cassama
PRIVATE SECTOR
REHABILITATION AND
AGRO-INDUSTRIAL
DEVELOPMENT PROJECT

Januario Pedro Correia
BANCO DA ÁFRICA
OCCIDENTAL

Seco Dafe
BANCO DA ÁFRICA
OCCIDENTAL

Adelaide Mesa D'Almeida
JURISCONTA SRL

Ibrahim Demba
MAERSK LOGISTICS

Mamadjan Djalo
MADJENS SARL

Jose Carlos Esteves
JCE CONSULTING

Juliano Augusto Fernandes
JULAFER & LOPESFINO
ADVOGADOS ASSOCIADOS

Alcide Gomes
QUID JURIS SARL

Fernando Gomes
TSK LEGAL ADVOGADOS
E JURISCONSULTOS

Vladimir Jorge Gomes
BANQUE ATLANTIQUE

Neil Gomes Pereira
CENTRO DE FORMALIZAÇÃO
DE EMPRESAS

Liliane Gomis
MAERSK LINE

Numna Gorky Mendes de
Medina
GENERAL DIRECTORATE OF
CONTRIBUTIONS AND TAXES

Monica Indami
BISSAU FIRST INSTANCE COURT,
COMMERCIAL DIVISION

Alceine Indjai
BUREAU PROSPECTIVA BISSAU

Carlos Leles
CÂMARA MUNICIPAL
DE BISSAU

Suzette Maria Lopes da Costa
Graça
CONSERVATÓRIA DO REGISTO
PREDIAL, COMERCIAL
E AUTOMÓVEL

Gregorio Malu
TRANSMAR SERVICES LDA

Miguel Mango
AUDI - CONTA LDA

Duarte Marques da Cruz
MC&A - SOCIEDADE
DE ADVOGADOS RL

Vitor Marques da Cruz
MC&A - SOCIEDADE
DE ADVOGADOS RL

Marciano Mendes
EQUITAS-ADVOCACIA &
CONSULTORIA JURIDICA

Ismael Mendes de Medina
GB LEGAL - MIRANDA
ALLIANCE

Ruth Monteiro
TSK LEGAL ADVOGADOS
E JURISCONSULTOS

Halen Armando Napoco
EQUITAS-ADVOCACIA &
CONSULTORIA JURIDICA

Eduardo Pimentel
CENTRO DE FORMALIZAÇÃO
DE EMPRESAS

Carlos Pinto Pereira
PINTO PEREIRA & ASSOCIADOS

Tony Luis Pires

Armando Procel
REPÚBLICA DA GUINÉ-BISSAU

Fernando Resina da Silva
VDA - VIEIRA DE ALMEIDA
& ASSOCIADOS

Marta Sampaio
MEDITERRANEAN SHIPPING
COMPANY LISBON (MSC)

Frederico Sanca
MAERSK LINE

Suleimane Seide
MINISTRY OF FINANCE

José Semedo
TSK LEGAL ADVOGADOS
E JURISCONSULTOS

Dickson Siedi
ARQUIDIS ESTUDOS
E PROJECTOS

Alfredo Silva
CÂMARA MUNICIPAL
DE BISSAU

A. Ussumane So
LOSSER LDA BUSINESS
DEVELOPMENT CONSULTANTS

Jorge Sousa
CAMARA DE COMERCIO
INDUSTRIA PORTUGAL
GUINE BISSAU (CCIPGB)

Fernando Tavares
TRANSMAR SERVICES LDA

Fernando Teixeira
ORDEN NACIONAL
DOS ARQUITECTOS

Gabriel Umabano
TSK LEGAL ADVOGADOS
E JURISCONSULTOS

Carlos Vamain
GOMES & VAMAIN
ASSOCIADOS

GUYANA

DIGICOM

RODRIGUES ARCHITECTS LTD.

Tracey Bancroft
CITY ENGINEERS OFFICE
MAYOR & COUNCILLORS OF
CITY OF GEORGETOWN

Wiston Beckles
CORREIA & CORREIA LTD.

Marcel Bobb
FRASER, HOUSTY
& YEARWOOD
ATTORNEYS-AT-LAW

Julius Campbell
CORREIA & CORREIA LTD.

Desmond Correia
CORREIA & CORREIA LTD.

Lucia Desir-John
D & J SHIPPING SERVICES

Rocky Hanoman
POLLONAI, BLANC, DE
LA BASTIDE & JACELON

Renford Homer
GUYANA POWER & LIGHT INC.

Kalam Azad Juman-Yassin
GUYANA OLYMPIC
ASSOCIATION

Kashir Khan
ATTORNEY-AT-LAW

Rhonda La Fargue
GUYANA POWER & LIGHT INC.

Edward Luckhoo
LUCKHOO & LUCKHOO

Alexis Monize
GUYANA OFFICE FOR
INVESTMENT

Harry Noel Narine
PKF INTERNATIONAL

Charles Ogle
MINISTRY OF LABOUR,
HUMAN SERVICES AND
SOCIAL SECURITY

Carolyn Paul
AMICE LEGAL
CONSULTANTS INC.

Vishwamint Ramnarine
PKF BARCELLOS, NARINE & CO.

Reginald Roach
R&D ENGINEERING SERVICES

Ronald Roberts
INDEPENDENT CONTRACTOR

Ryan Ross
GUYANA POWER & LIGHT INC.

Shantel Scott
FRASER, HOUSTY
& YEARWOOD
ATTORNEYS-AT-LAW

Judy Semple-Joseph
CREDITINFO GUYANA

Leslie Sobers
ATTORNEY-AT-LAW

Allyson West
PRICEWATERHOUSECOOPERS
LIMITED

Tonika Wilson-Gabriel
PRICEWATERHOUSECOOPERS
LIMITED

Horace Woolford
GUYANA POWER & LIGHT INC.

Roger Yearwood
BRITTON, HAMILTON & ADAMS

HAITI

BANQUE DE LA
RÉPUBLIQUE D'HAÏTI

MÉROVÉ-PIERRE - CABINET
D'EXPERTS-COMPTABLES

Theodore Achille III
UNOPS

Marc Kinson Antoine
ADEKO ENTERPRISES

Jude Baptiste
CABINET JUDE BAPTISTE
ET ASSOCIÉS

Larissa Bogat
CABINET LISSADE

Jean Baptiste Brown
BROWN LEGAL GROUP

Martin Camille Cangé
ELECTRICITÉ D'HAÏTI

Karl B. Couba

David Lafortune
BROWN LEGAL GROUP

Ronald Laraque
AAU

Patrick Laurent
CABINET PATRICK
LAURENT & ASSOCIÉS

Camille Leblanc
CABINET LEBLANC & ASSOCIÉS

Garry Lhérisson
ATELIER D'ARCHITECTURE
ET D'URBANISME

Dieuphète Maloir
SAM CONSTRUCTION

Joel Nexil
AIR COURRIER & SHIPPING

Jean Yves Noël
NOËL, CABINET
D'EXPERTS-COMPTABLES

Joseph Paillant
BUCOFISC

Micosky Pompilus
CABINET D'AVOCATS
CHALMERS

Margarette Antoine Sanon
CABINET MARGARETTE
ANTOINE SANON

Michel Succar
CABINET LISSADE

Salim Succar
CABINET LISSADE

Jean Vandal
VANDAL & VANDAL

HONDURAS

CNBS - COMISIÓN NACIONAL
DE BANCOS Y SEGUROS

COMISIÓN NACIONAL
DE ENERGÍA

Mario Agüero
ARIAS LAW

Daniel Aguilera
TRANSCOMA

Edward Aguilera
TRANSCOMA

Olvin Aguilera
TRANSCOMA

Vanessa Aguilera
TRANSCOMA

Juan José Alcerro Milla
AGUILAR CASTILLO LOVE

Alberto Alvarez
AGUILAR CASTILLO LOVE

Valmir Araujo
OPERADORA PORTUARIA
CENTROAMERICANA

Geovanni Aiestas
EMPRESA NACIONAL
DE ENERGÍA

José Simón Azcona
INMOBILIARIA ALIANZA SA

Freddy Castillo
GARCÍA & BODÁN

Helui Castillo
COHEP (CONSEJO
HONDUREÑO DE LA
EMPRESA PRIVADA)

Jaime Alberto Colindres
Rosales
DYCELES S DE RL

Natalie Ann Cooper Umaña
INVERSIONES CELAQUE SA

Alejandra Cruz
CASCO-FORTIN, CRUZ
& ASOCIADOS

Graciela Cruz
GARCÍA & BODÁN

Heidy Cruz
GARCÍA & BODÁN

Gilda Espinal Veliz
ASJ - ASOCIACIÓN PARA
UNA SOCIEDAD MÁS JUSTA

Jose Luis Haya
ARQUITECNIC

Evangelina Lardizábal
ARIAS LAW

Erick Lezama
ARIAS LAW

Rafael Enrique Medina Elvir
CÁMARA DE COMERCIO E
INDUSTRIA DE TEGUCIGALPA

Jesús Humberto Medina-Alva
CENTRAL LAW MEDINA,
ROSENTHAL & ASOCIADOS

Juan Carlos Mejía Cotto
INSTITUTO DE LA PROPIEDAD

E. Mendoza
COHEP (CONSEJO
HONDUREÑO DE LA
EMPRESA PRIVADA)

Ramón E. Morales
PWC HONDURAS

Juan Diego Napky
GARCÍA & BODÁN

Vanessa Oqueli
GARCÍA & BODÁN

Gabriela Padilla
CASCO-FORTIN, CRUZ
& ASOCIADOS

Dino Rietti
ARQUITECNIC

José Rafael Rivera Ferrari
CONSORTIUM LEGAL

Milton Gabriel Rivera Urquía
PWC HONDURAS

Conrado Rodriguez
ADVOCATUS LAW FIRM

Enrique Rodriguez Burchard
AGUILAR CASTILLO LOVE

Fanny Rodriguez del Cid
ARIAS LAW

Germany Salgado
ADVOCATUS LAW FIRM

René Serrano
ARIAS LAW

Juan Sinclair
EMPRESA NACIONAL DE
ENERGÍA ELÉCTRICA

Gustavo Solorzano
COHEP (CONSEJO
HONDUREÑO DE LA
EMPRESA PRIVADA)

Cristian Stefan Handal
ADVOCATUS LAW FIRM

Valerya Theodoropoulos
ARIAS LAW

Mariano Turnes
OPERADORA PORTUARIA
CENTROAMERICANA

Daisy Gricelda Urquía
Hernández
TRANSUNION

Armando Urtecho López
COHEP (CONSEJO
HONDUREÑO DE LA
EMPRESA PRIVADA)

Lizzeth Villatoro
CASCO-FORTIN, CRUZ
& ASOCIADOS

Mauricio Villeda Jr.
GUTIERREZ FALLA
& ASOCIADOS

Jose Emilio Zablah Ulloa
PWC HONDURAS

Mario Rubén Zelaya
ENERGÍA INTEGRAL
S. DE RL DE CV

Benito Arturo Zelaya Cáliz
LEXINCORP

HONG KONG SAR, CHINA

AECOM ASIA
COMPANY LIMITED

ALLEN & OVERY

STEINBERG HKC

Albert P.C. Chan
THE HONG KONG
POLYTECHNIC UNIVERSITY

Nick Chan
SQUIRE PATTON BOGGS

Vashi Chandramani
EXCELLENCE INTERNATIONAL

Jacqueline Chiu
MAYER BROWN JSM

Nikki Chong
ASHURST HONG KONG

Lillian Chow
THE OFFICIAL RECEIVER'S
OFFICE OF THE SPECIAL
ADMINISTRATIVE REGION
OF HONG KONG

Selraney Chow
PWC HONG KONG

Robert Chu
FINANCIAL SERVICES AND
THE TREASURY BUREAU
OF THE GOVERNMENT OF
THE HONG KONG SPECIAL
ADMINISTRATIVE REGION

Tony Chu
VICTOR REGISTRATIONS LTD.

Cynthia Chung
DEACONS, MEMBER
OF LEX MUNDI

Jimmy Chung
RUSSELL BEDFORD HONG
KONG - MEMBER OF RUSSELL
BEDFORD INTERNATIONAL

Joanna Chung
FINANCIAL SERVICES AND
THE TREASURY BUREAU
OF THE HONG KONG SPECIAL
ADMINISTRATIVE REGION

Victor Dawes
TEMPLE CHAMBERS

Jorge Forton
DUN & BRADSTREET (HK) LTD.

Wilson Fung
MAYER BROWN JSM

Keith Man Kei Ho
WILKINSON & GRIST

Samuel Ho
TRANSUNION LIMITED

Reynold Hung
PWC HONG KONG

Peter Kwon
ASHURST HONG KONG

Billy Lam
MAYER BROWN JSM

Christie Lam
HONG KONG FINANCIAL
SECRETARY

Kai Chiu Lam
CLP POWER HONG
KONG LIMITED

Eva Lau
THE LAND REGISTRY
OF HONG KONG

Ka Shi Lau
BCT FINANCIAL LIMITED
(BCTF) / BANK CONSORTIUM
TRUST COMPANY
LIMITED (BCTC)

Yolanda Lau
ADDLESHAW GODDARD

Gina Lee
TRANSUNION LIMITED

Camille Leung
SQUIRE PATTON BOGGS

Jenny Liu
ASHURST HONG KONG

Terry LK Kan
SHINEWING SPECIALIST
ADVISORY SERVICES LIMITED

Albert Lo
TRANSUNION LIMITED

Kathy Lo
FINANCIAL SERVICES AND
THE TREASURY BUREAU
OF THE GOVERNMENT OF
THE HONG KONG SPECIAL
ADMINISTRATIVE REGION

Psyche S.F. Luk
FAIRBAIRN CATLEY
LOW & KONG

Louise Ng
SQUIRE PATTON BOGGS

Mat Ng
JLA-ASIA

James Ngai
RUSSELL BEDFORD HONG
KONG - MEMBER OF RUSSELL
BEDFORD INTERNATIONAL

Kok Leong Ngan
CLP POWER HONG
KONG LIMITED

Yeung Or
INLAND REVENUE
DEPARTMENT, HKSAR

Martinal Quan
METOPRO ASSOCIATES LIMITED

Hin Han Shum
SQUIRE PATTON BOGGS

Holden Slutsky
PACIFIC CHAMBERS

Brett Stewien
ADDLESHAW GODDARD

Keith Tam
DUN & BRADSTREET (HK) LTD.

Tammie Tam
MAYER BROWN JSM

Yuk Ting Fiona Fok
JLA-ASIA

Anita Tsang
PWC HONG KONG

William Tsang
Y H TSANG & CO.

Lawrence Tsong
TRANSUNION LIMITED

Paul Tsui
HONG KONG ASSOCIATION
OF FREIGHT FORWARDING
& LOGISTICS LTD. (HAFFA)

King Wai Leonard Chan
JLA-ASIA

Christopher Whiteley
ASHURST HONG KONG

Fergus Wong
PWC HONG KONG

David Wu
CYTS-SPIRIT LOGISTICS LTD.

Erica Xiong
RUSSELL BEDFORD HONG
KONG - MEMBER OF RUSSELL
BEDFORD INTERNATIONAL

Yuan Xu
SHANDONG STARMEN CO. LTD.

Kwok Kuen Yu
COMPANIES REGISTRY

Sunny Yu
FINANCIAL SERVICES AND
THE TREASURY BUREAU
OF THE GOVERNMENT OF
THE HONG KONG SPECIAL
ADMINISTRATIVE REGION

HUNGARY

HELLMANN WORLDWIDE
LOGISTICS KFT

Balázs Balog
RETI, ANTALL AND
PARTNERS LAW FIRM

Dénes Balog
ELMŰ HÁLÓZATI KFT

Sándor Békési
PARTOS & NOBLET
HOGAN LOVELLS

Sándor Benkei
ÖBUDA-ÚJLAK ZRT

Hédi Bozsonyik
SZÉCSKAY ATTORNEYS-AT-LAW

Beata Bujnoczki
PRICEWATERHOUSECOOPERS
HUNGARY LTD.

Szilágyi Csaba
ÓBUDA-ÚJLAK ZRT

Sárosi Csanád
OBUDA-ÚJLAK

Zsuzsanna Cseri
CSERI & PARTNERS
LAW OFFICES

Krisztián Devecz
PARTOS & NOBLET
HOGAN LOVELLS

Nóra Elmer-Szabó
SÁNDOR SZEGEDI
SZENT-IVÁNY KOMÁROMI
EVERSHEDS SUTHERLAND

Gyula Gábrriel
BOGSCH & PARTNERS

Laszlo Gaspar
FBIS ARCHITECTS

Mihály Gerhát
PRICEWATERHOUSECOOPERS
HUNGARY LTD.

Ervin Gombos
GMBS KFT

Zoltán Gurszky
ELMŰ HÁLÓZATI KFT

Csaba Attila Hajdu
BNT ATTORNEYS-AT-LAW

Tamás Halmos
PARTOS & NOBLET
HOGAN LOVELLS

Attila Horváth
ÓBUDA-ÚJLAK ZRT

Dóra Horváth
RETI, ANTALL AND
PARTNERS LAW FIRM

József Horváth
ÓBUDA-ÚJLAK ZRT

Andrea Jádi Németh
BPV I JÁDI NÉMETH
ATTORNEYS-AT-LAW

Attila Jambor
DR. JÁMBOR ATTILA
LAW OFFICE

Zoltán Janosi
PARTOS & NOBLET
HOGAN LOVELLS

Ferenc Kalla
GTF KFT

Veronika Kiss
PARTOS & NOBLET
HOGAN LOVELLS

Andrea Kladiwa
CSERI & PARTNERS
LAW OFFICES

Andrea Kocziha
PRICEWATERHOUSECOOPERS
HUNGARY LTD.

Csaba Kovács
ELMŰ HÁLÓZATI KFT

Gergely Kovács
BOGSCH & PARTNERS

Miklós Machács
MEASUREMENT AND
TECHNICAL SAFETY AUTHORITY
(BUDAPEST CAPITAL CITY
GOVERNMENT OFFICE)

Csaba Máté
ÓBUDA-ÚJLAK ZRT

Dóra Máthé
PRICEWATERHOUSECOOPERS
HUNGARY LTD.

Kinga Mekler
SÁNDOR SZEGEDI
SZENT-IVÁNY KOMÁROMI
EVERSHEDS SUTHERLAND

Zsolt Miklóshalmi
ÓBUDA-ÚJLAK ZRT

Mariann Miskovics
SÁNDOR SZEGEDI
SZENT-IVÁNY KOMÁROMI
EVERSHEDS SUTHERLAND

László Mohai
MOHAI LAW OFFICE

Gyorgy Nadas
UNIVERSITY OF DEBRECEN

Viktor Nagy
BISZ CENTRAL CREDIT
INFORMATION PLC

Sándor Németh
SZECSKAY ATTORNEYS-AT-LAW

Christopher Noblet
PARTOS & NOBLET
HOGAN LOVELLS

Galbavi Pál
ÓBUDA-ÚJLAK ZRT

Örs Péntzes

Sipka Péter
UNIVERSITY OF DEBRECEN

Eszter Piller
PRICEWATERHOUSECOOPERS
HUNGARY LTD.

Henriett Rabb
UNIVERSITY OF DEBRECEN

Rita Rado
CSERI & PARTNERS
LAW OFFICES

Richard Safcsak
BISZ CENTRAL CREDIT
INFORMATION PLC

Zsófia Sallai
BNT ATTORNEYS-AT-LAW

István Sándor
KELEMEN, MESZAROS,
SANDOR & PARTNERS

Szylvia Szelezcky
BUDAPEST 1ST DISTRICT
MUNICIPALITY

Ágnes Szent-Ivány
SÁNDOR SZEGEDI
SZENT-IVÁNY KOMÁROMI
EVERSHEDS SUTHERLAND

Adám Tóth
DR. TÓTH ÁDÁM
KÖZIEGYŐZŐ IRODA

József Vizer
RSM HUNGARY TAX AND
FINANCIAL ADVISORY
SERVICES PLC

Marton Leo Zaccaria
UNIVERSITY OF DEBRECEN

ICELAND

REYKJAVIK MUNICIPAL
BUILDING CONTROL OFFICER

Ásta Sólveig Andrésdóttir
REGISTERS ICELAND

Benedikt Egill Árnason
LOGOS, MEMBER
OF LEX MUNDI

Ragnar Tomas Árnason
LOGOS, MEMBER
OF LEX MUNDI

Heiðar Ásberg Atlason
LOGOS, MEMBER
OF LEX MUNDI

Stefán Árni Auðólfsson
LMB LEGAL SERVICES

Margrét Berg Sverrisdóttir
COURT OF ARBITRATION
OF THE ICELAND CHAMBER
OF COMMERCE

Arnar Bjarnason
FRAKT.IS

Jakob Björgvin Jakobsson
ARCTIC LEGAL SERVICES

Karen Bragadóttir
TOLLSTJÓRI - DIRECTORATE
OF CUSTOMS

Margret Anna Einarssdottir
JÓNATANSSON & CO.
LEGAL SERVICES

Eymundur Einarsson
ENDURSKOÐUN OG
RÁÐGJÖF EHF

Ásta Margrét Eiríksdóttir
BBA LEGAL

Ólafur Eiríksson
LOGOS, MEMBER
OF LEX MUNDI

Sigríður Anna Ellurup
REGISTERS ICELAND

Björg Finnbogadóttir
REGISTERS ICELAND

Anna Björg Guðjónsdóttir
BBA LEGAL

Gudrun Gudmundsdóttir
JÓNAR TRANSPORT

Marta Guðrún Blöndal
COURT OF ARBITRATION
OF THE ICELAND CHAMBER
OF COMMERCE

Andri Gunnarsson
NORDIK LEGAL SERVICES

Reynir Haraldsson
JÓNAR TRANSPORT

Hörður Davíð Harðarson
TOLLSTJÓRI - DIRECTORATE
OF CUSTOMS

Burkni Maack Helgason
CREDITINFO ICELAND

Jón Ingi Ingibergsson
PWC ICELAND

Aðalsteinn E. Jónasson
LEX LAW OFFICES

Hróbjartur Jónatansson
JÓNATANSSON & CO.
LEGAL SERVICES

Lára V. Júlíusdóttir
LÖGMENN LAUGAVEGI 3 EHF

Antoine Lochet
BBA LEGAL

Björn Mar Olafsson
PWC ICELAND

Helga Melkorka Öttarsdóttir
LOGOS, MEMBER
OF LEX MUNDI

Kristján Pálsson
JÓNAR TRANSPORT

Ásgeir Á. Ragnarsson
BBA LEGAL

Arna Sigurjónsdóttir
LMB LEGAL SERVICES

Gunnar Sturluson
LOGOS, MEMBER
OF LEX MUNDI

Rúnar Svavar Svavarsson
VEITUR, DISTRIBUTION-
ELECTRICAL SYSTEM

Jón Þórarinnsson
CREDITINFO ICELAND

Helgi Þór Þorsteinsson
LEX LAW OFFICES

Steinþór Þorsteinsson
TOLLSTJÓRI - DIRECTORATE
OF CUSTOMS

Jon Vilhjálmsson
EFLA CONSULTING ENGINEERS

INDIA

ASHOK DHINGRA ASSOCIATES

ASIATIC ELECTRICAL
SWITCHGEAR (P) LTD.

AUM ARCHITECTS

CONSULTA JURIS

FCA INDIA AUTOMOBILES
PVT. LTD.

JAYNIX ENGINEERING PVT. LTD.

M.D. ARCHITECTS

MAHARANI LAXMI AMMANNI
CENTRE FOR SOCIAL
SCIENCE RESEARCH

Ajay Abad
SKP BUSINESS CONSULTING LLP

Jolly Abraham
DESAI & DIWANJI

Alfred Adebare
LEXCOUNSEL

Ca Surabhi Agarwal
SS KOTHARI MEHTA & CO.

Kritika Agarwal
MAJUMDAR & PARTNERS

Sanjay Kumar Agarwal

Vinay Agarwal
MIRC ELECTRONICS LIMITED

Mayank Aggarwal
LUTHRA & LUTHRA
LAW OFFICES

Neeharika Aggarwal
KNM & PARTNERS

Rahul Agrawal
ZOOM IN GROUP

Padmakar Agte
POWER SOLUTIONS

Jotinder Ahluwalia
RELANCE INFRASTRUCTURE
LTD.

Aqil Ahmed
SOUTH DELHI MUNICIPAL
CORPORATION

Praveen Alok
KHAITAN AND COMPANY

Saurabh Babulkar
SETH DUA & ASSOCIATES

Surendrakumar Badge
BEST

Tarun Baidya
VARDHAMAN CUSTOMS
CLEARING & FORWARDING
AGENCIES

Shashi Bala
MUNICIPAL CORPORATION
OF GREATER MUMBAI

Shrenik N. Bamb
SHRENIK N. BAMB
& ASSOCIATES

Pallavi Banerjee
J. SAGAR ASSOCIATES,
ADVOCATES & SOLICITORS

Pritam Banerjee
DEUTSCHE POST DHL GROUP

Anupam Bansal
ABRD ARCHITECTS

Neeraj Bansal
JAWAHARLAL NEHRU
PORT TRUST

Raghav Bansal
RSB LEAGUE CONSULTANTS,
ATTORNEYS & SOLICITORS

Shashwat Bansal
RSB LEAGUE CONSULTANTS,
ATTORNEYS & SOLICITORS

Subhash Bansal
RSB LEAGUE CONSULTANTS,
ATTORNEYS & SOLICITORS

Sumitava Basu
JURIS CORP

Sumant Batra
KESAR DASS B & ASSOCIATES

Neeraj Bhagat
NEERAJ BHAGAT & CO.

M.L. Bhakta
KANGA & CO.

Pradeep Bhandari
INTUIT MANAGEMENT
CONSULTANCY

M.P. Bharucha
BHARUCHA & PARTNERS

Deepak Bhaskar
TRILEGAL

Moksha Bhat
TRILEGAL

Gurleen Bhatia
KNM & PARTNERS

Gurpriya Bhatia
I.L.A. PASRICH & COMPANY

Saurav Bhattacharya
PWC INDIA

Sukanya Bhattacharya
LUTHRA & LUTHRA
LAW OFFICES

Mona Bhide
DAVE & GIRISH & CO.

Hetal Bilaye
NISHITH DESAI ASSOCIATES

Nidhi Bothra
VINOD KOTHARI & CO.
PRACTICING COMPANY
SECRETARIES

Amit Broid
BRID ELECTRIC CORPORATION

J.K. Budhiraja
INSOLVENCY PROFESSIONAL
AGENCY OF INSTITUTE OF COST
ACCOUNTANTS OF INDIA

K.K. Chadha
ARCHITECT

Harshala Chandorkar
TRANSUNION CIBIL LIMITED

Sravani Channapragada
J. SAGAR ASSOCIATES,
ADVOCATES & SOLICITORS

Charu Lata
UNIVERSAL LEGAL

Anand Chatrath
B. M. CHATRATH & CO.

Jyoti Chaudhari
LEGASIS SERVICES PRIVATE

Sanjiv Kumar Chaudhary

Aseem Chawla
PHOENIX LEGAL

Chandni Chawla
PHOENIX LEGAL

Daizy Chawla
SINGH & ASSOCIATES,
ADVOCATES AND SOLICITORS

Manjula Chawla
PHOENIX LEGAL

Vinita Chhatwal
I.L.A. PASRICH & COMPANY

Vinod Chithore
MUNICIPAL CORPORATION
OF GREATER MUMBAI

Priyanka Choksi
DESAI & DIWANJI

Poorvi Chothani
LAWYER

Sachin Chugh
SINGHI CHUGH & KUMAR,
CHARTERED ACCOUNTANTS

Chirag Dabhi
C & D LOGISTICS

Manish Dadhania
PRECISION SINTERED PRODUCTS

Chetan Daga
SUDIT K. PAREKH AND CO.

Neelesh Datir
ALBIEA

Amin Dayani

Rhuta Deobagkar
TRILEGAL

Sunil Deole
DEOLE BROS

Nimish Desai
NHD FORWARDERS PVT. LTD.

Vishwang Desai
DESAI & DIWANJI

Pushkar Deshpande
KOCHHAR & CO.

Rishi Dev
RISHI DEV ARCHITECTS
AND ASSOCIATES

Farida Dholkawala
DESAI & DIWANJI

Rajiv Dogra
KODIAK CONTAINER
LINES PVT. LTD.

Rakesh Dogra

Anagha Dongre
SUDIT K. PAREKH AND CO.

Rajesh Dongre
ABRD ARCHITECTS

Jigar Doshi
SKP BUSINESS CONSULTING LLP

Jitendra R. Doshi
SHREEJI SERVICES

Maulik Doshi
SKP BUSINESS CONSULTING LLP

Atul Dua
SETH DUA & ASSOCIATES

Manojkumar Dubal
MANOJ DUBAL & ASSOCIATES

Harshit Dusat
JURIS CORP

Riya Dutta
ADVAYA LEGAL

Sunil G. Ambre
SUNIL AMBRE & ASSOCIATES

Ritika Ganju
PHOENIX LEGAL

Anuj Garg
INDIA LAW OFFICES

Pankaj Garg
NATIONAL COMPANY
LAW TRIBUNAL

Rahul Garg
PWC INDIA

Sarthak Garg
PHOENIX LEGAL

Abhinav Gaur
LAWYER

Rajeev Kumar Gera
GERA & ASSOCIATES

Tarun Ghia

Arup Ghosh
TATA POWER DELHI
DISTRIBUTION LTD.

Manoj Gidwani
SKP BUSINESS CONSULTING LLP

Prabhakar Giri
VARDHAMAN CUSTOMS
CLEARING & FORWARDING
AGENCIES

Mukund Godbole
GODBOLE MUKADAM
AND ASSOCIATES

Ankit Goel
GTECH INFRA ENGINEERS
PVT. LTD.

Gourav Goyal
NEERAJ BHAGAT & CO.

Amit Gupta
AAY AAR ELECTRICALS
CONTROL (P) LTD.

Ashish Gupta
ARMS & ASSOCIATES

Atul Gupta
TRILEGAL

G. D. Gupta
AAY AAR ELECTRICALS
CONTROL (P) LTD.

Gunjan Gupta
SINGHANIA & PARTNERS LLP

Naveen Gupta
DASS GUPTA AND ASSOCIATES

Pulkit Gupta
EY

Sameer Gupta
PHOENIX LEGAL

Shubham Gupta
LUTHRA & LUTHRA
LAW OFFICES

Sudhanshu Gupta
SINGHANIA & PARTNERS LLP

Prakash Hamirwasia
SKP BUSINESS CONSULTING LLP

Parma Nand Hans
MNC MANAGEMENT
SOLUTIONS & KAPSON LAW

Anil Harish
D.M. HARISH & CO.

Bhanu Harish
SINGHANIA & PARTNERS LLP

Akil Hirani
MAJUMDAR & PARTNERS

Michael D. Holland
FIABCI

Suresh L. Hulikal
ALLIANZ DE ARCHITECTURE

Jomy Jacob
OFFICE OF CHIEF
COMMISSIONER OF CUSTOMS

Jyoti N. Jadhav
SUPER FREIGHT

Pravin Jadhav
VASTU SHILP

Bhagwan Jagwani
KRUTI SYSTEMS

Sameena Jahangir
RGM LEGAL

Anshul Jain
LUTHRA & LUTHRA
LAW OFFICES

Dheeraj Jain
RHA PRAXIS INITIATIVE

Nikita Jain
SKP BUSINESS CONSULTING LLP

Rohit Jain
SINGHANIA & PARTNERS LLP

Sanjiv Kumar Jain
VARDHAMAN CUSTOMS
CLEARING & FORWARDING
AGENCIES

Sanyogita Jain
KNM & PARTNERS

Chinmay Jani
CHINMAY JANI ARCHITECT

Abhinava Jayaswal
LAWYER

Anand Kumar Jha
CENTRAL BOARD OF
EXCISE & CUSTOMS

Abhijit Joglekar
RELANCE INFRASTRUCTURE
LTD.

Sanjay Joseph
INCOME TAX
DEPARTMENT (INDIA)

Piyush Joshi
CLARUS LAW ASSOCIATES

Yogesh Joshi
SPEEDWELL TECHNOLOGIES
PVT. LTD.

Kunal Juneja
MP LAW OFFICES

Kumalya Kale
SHELTER ASSOCIATES

Vikas Kallianpur
VASTU SHILP

Atul Kansal
INDUS ENVIRONMENTAL
SERVICES PVT. LTD.

Pranay Kapadia
NAVYATA LIFESPACE

Aditi Kapoor
TRILEGAL

Vishal Kapoor
MINISTRY OF POWER

Rajas Kasbekar
RAJAS KASBEKAR
PRIVATE PRACTICE

Shrinath Kasi
RELANCE INFRASTRUCTURE
LTD.

Kripti Kathuria
PHOENIX LEGAL

Vandita Kaul
DEPARTMENT OF
FINANCIAL SERVICES,
MINISTRY OF FINANCE

Charandeep Kaur
TRILEGAL

Ramneet Kaur
ASP ASSOCIATES

Mitalee Kaushal
KNM & PARTNERS

Arun Kedia
VAV LIFE SCIENCES P. LTD.

Sanjay Kesari
EMPLOYEE'S PROVIDENT
FUND ORGANISATION

Giridhar Kesavan
VINZAS SOLUTIONS
INDIA PVT. LTD.

Gautam Khaitan
O.P. KHAITAN & CO.

Farrukh Khan
DIWAN ADVOCATES

Mohd. Wasiq Khan
DIWAN ADVOCATES

Dhiraj Khandelwal
KHANDELWAL DHIRAJ
& ASSOCIATES

Naveen Khanna
SUNRISE FREIGHT FORWARDERS

Tanya Khare
KHAITAN AND COMPANY

Rajeev Kharyal
TATA POWER DELHI
DISTRIBUTION LIMITED

Gautam Khurana
INDIA LAW OFFICES

Ankit Khushu
KACHWAHA & PARTNERS

Kamal Kishore
SUNRISE FREIGHT FORWARDERS

Shashank Kokil

Ravinder Komaragiri
THE TATA POWER
COMPANY LIMITED

Shinoy Koshy
LUTHRA & LUTHRA
LAW OFFICES

Saniya Kothari
LEXCOUNSEL

Vinod Kothari
VINOD KOTHARI & CO.
PRACTICING COMPANY
SECRETARIES

Gordhan Kukreja
LAWYER

Abhijeet Kulkarni
CAPEX EQUIPMENT
RENTAL SOLUTIONS

Anup Kulkarni
J. SAGAR ASSOCIATES,
ADVOCATES & SOLICITORS

Ajai Kumar

Jagmohan Kumar
AARKITEK COMBINE

Manoj Kumar
MANOJ & ASSOCIATES

Mrityunjay Kumar
DHINGRA &
SINGH - ATTORNEYS-AT-LAW

Mukesh Kumar
KNM & PARTNERS

Nitin Kumar
AARKITEK COMBINE

Raj Kumar
RAJ ENGINEERS

Vinay Kumar
MADHAV DESIGN GROUP

Arvind Kumar Bhatnagar
ARVIND KUMAR & ASSOCIATES

Parveen Kumar Sharma
CERSAI

Manoj Kumar Singh
SINGH & ASSOCIATES,
ADVOCATES AND SOLICITORS

Shreedhar T. Kunte
SHARP & TANNAN
GROUP - MEMBER OF RUSSELL
BEDFORD INTERNATIONAL

Samira Lalani
PHOENIX LEGAL

Minhaz Lokhandwala
DESAI & DIWANJI

Khushboo Luthra
SINGHANIA & PARTNERS LLP

Balkrishna M. Mandrekar
SUPER FREIGHT

Divya Malcolm
KOCHHAR & CO.

Yogesh Malhan
SINGH & ASSOCIATES,
ADVOCATES AND SOLICITORS

Pragati Malik
SPACES ARCHITECTURE STUDIO

Vipender Mann
KNM & PARTNERS

Rishabh G. Mastaram
RGM LEGAL

Manish Mathur
MATHUR ASSOCIATES
N ARCHITECTS

HL Meena
DEPARTMENT OF INDUSTRIES

Ajoy Mehta
MUNICIPAL CORPORATION
OF GREATER MUMBAI

Atul Mehta
MEHTA & MEHTA

Dara Mehta
LITTLE & CO.

Dipti Mehta
MEHTA & MEHTA

Pankaj Mehta
FORTUNE LEGAL ADVOCATES
& LEGAL CONSULTANTS

Preeti G. Mehta
KANGA & CO.

Anand Mohan Mishra
UNO ARCH

Gunjan Mishra
LUTHRA & LUTHRA
LAW OFFICES

Nikhil Mohan Mishra
UNO ARCH

Nilendu Mishra
MINISTRY OF CORPORATE
AFFAIRS - REGISTRAR

Saurabh Misra
SAURABH MISRA
& ASSOCIATES,
INTERNATIONAL LAWYERS

Amit B. Mistry
LAXMICHAND CHHEDA
CONSULTANCY

Ajay Mital
SOUTH DELHI MUNICIPAL
CORPORATION

Bhavin Modi
SPACE VISION - ARCHITECT
& PLANNER

Hemal Modi
SHARP & TANNAN
GROUP - MEMBER OF RUSSELL
BEDFORD INTERNATIONAL

Priyanka Mongia
PHOENIX LEGAL

Avikshit Moral
JURIS CORP

Jitendra Mukadam
GODBOLE MUKADAM
AND ASSOCIATES

Hardik Mungekar
DAISARIA ASSOCIATES

Tanvi Muraleedharan
JURIS CORP

Priyanka Naik
SUDIT K. PAREKH AND CO.

Vijay Nair
KNM & PARTNERS

Ratnakar Nama
ARCHITECT

Vijayan Nambiar
DELIGHT LOGISTICS PVT. LTD.

Vaibhav Nautiyal
INDUS ENVIRONMENTAL
SERVICES PVT. LTD.

Harender Neel
J. SAGAR ASSOCIATES,
ADVOCATES & SOLICITORS

Sanjay Nirmal
MUNICIPAL CORPORATION
OF GREATER MUMBAI

Parag Pai
MITI

Divyanshu Pandey
J. SAGAR ASSOCIATES,
ADVOCATES & SOLICITORS

Janak Pandya
NISHITH DESAI ASSOCIATES

Niraj Pangam
G.L. PANGAM & ASSOCIATES

Ajay Pant
INDUS ENVIRONMENTAL
SERVICES PVT. LTD.

Amit Parab
SHELTER ASSOCIATES

Rajiv Paralkar
DEOLE BROS

Kunal Pareek
TATA POWER DELHI
DISTRIBUTION LTD.

Amir Z. Singh Pasrich
I.L.A. PASRICH & COMPANY

Sameer Patel
DESAI & DIWANJI

Sanjay Patil
BDH INDUSTRIES LIMITED

Vijay E. Patil
MUNICIPAL CORPORATION
OF GREATER MUMBAI

Soumya Patnaik
J. SAGAR ASSOCIATES,
ADVOCATES & SOLICITORS

Alok Patnia
ALOK RANJAN & ASSOCIATES

Ashish Patole

Ashok Poojary
MARS SHIPPING AGENCY

Joseph Pookkatt
APJ-SLG LAW OFFICES

Rashmi Pradeep
CYRIL AMARCHAND
MANGALDAS

Anush Raajan
BHARUCHA & PARTNERS

Ajay Raghavan
TRILEGAL

Ravishankar Raghavan
MAJUMDAR & PARTNERS

Hafeez Rahman
I.L.A. PASRICH & COMPANY

Vasanth Rajasekaran
SETH DUA & ASSOCIATES

N.V. Raman
MP LAW OFFICES

Sharanya G. Ranga
ADVAYA LEGAL

Dipak Rao
SINGHANIA & PARTNERS LLP

Meghna Rao
SINGHANIA & PARTNERS LLP

Yomesh Rao
YMS CONSULTANTS LTD.

Shruti Rathore
DIWAN ADVOCATES

Ankita Ray
CYRIL AMARCHAND
MANGALDAS

Purushottam Redekar
GM ARCH PVT. LTD.

Hiren Ruparel
BALAJI SHIPPING AGENCY

Dheeraj Ruri
DEEP CONSULTANCY AND
BUSINESS SERVICES

Rajneesh Sabharwal
TATA POWER DELHI
DISTRIBUTION LTD.

Suparna Sachar
O.P. KHAITAN & CO.

Shamik Saha
PHOENIX LEGAL

Priyanka Sahi
GRANT THORNTON INDIA LLP

M. S. Sahoo
INSOLVENCY AND BANKRUPTCY
BOARD OF INDIA (IBBI)

Keshav Saini
KNM & PARTNERS

Sirisha Sampat
KANGA & CO.

Hitesh Sanghvi
HITESH SANGHVI LAW OFFICES

Kanwar Sanjay
SWAIT ARCH.

Daya Saran
SUPER FREIGHT

Jaspal Sarowa
JASPAL SAROWA

Heemanshu Satija
P. J. ASSOCIATES

Vijay Satpute
POWER SOLUTIONS

Sunil Sawant
POWER SOLUTIONS

Sukrit Seth
SETH DUA & ASSOCIATES

Tarun Sethi
AARKITEK COMBINE

Aashit Shah
J. SAGAR ASSOCIATES,
ADVOCATES & SOLICITORS

Dilip S. Shah
RELANCE INFRASTRUCTURE
LTD.

Gunjan Shah
DESAI & DIWANJI

Manish Shah
SUDIT K. PAREKH AND CO.

Paresh Shah
RPS LOGISTICS

Prasham Shah
JURIS CORP

Raj Shah
NINA ELECTRICAL
CORPORATION

Vijay Shah
ARCHITECT

Garima Shahi
SINGHANIA & PARTNERS LLP

A. Shaila
MAHARASHTRA SALES
TAX DEPARTMENT

Ashwani Sharma
R.S. ASSOCIATES

Himani Sharma
AXON PARTNERS LLP

L.N. Sharma
R.S. ASSOCIATES

Manoranjan Sharma
KNM & PARTNERS

Rupali Sharma
KOCHHAR & CO.

Saumya Sharma
LEXCOUNSEL

Saurabh Sharma
JURIS CORP

Shipra Sharma
MINISTRY OF SHIPPING

Sangita Shet
MITI

Sujoy Shet
MITI

Santosh Shetty
INTERNATIONAL
CARGO TERMINALS
AND INFRASTRUCTURE
PRIVATE LIMITED

Ashutosh Shingate
EATON INDUSTRIAL SYSTEMS
PRIVATE LIMITED

Arjun Shiv
TRILEGAL

Vishnu Shriram
PHOENIX LEGAL

Prabhat Shroff
SHROFF & COMPANY

Vikram Shroff
NISHITH DESAI ASSOCIATES

Akash Shukla
PWC INDIA

A.K. Singh
VARDHAMAN CUSTOMS
CLEARING & FORWARDING
AGENCIES

Aakarsh Singh
UNIVERSAL LEGAL

Akanksha Singh
DIWAN ADVOCATES

Bhisham Singh
MNC MANAGEMENT
SOLUTIONS & KAPSON LAW

Dileep Singh
SAMSUNG INDIA
ELECTRONICS PVT. LTD.

Dinesh Singh
SCL PVT. LIMITED

Ranvir Singh
R.S. ASSOCIATES

Sajai Singh
J. SAGAR ASSOCIATES,
ADVOCATES & SOLICITORS

Shailendra Singh

Sheetlesh Singh
MNRD & ASSOCIATES

Subodh Singh
OFFICE OF CHIEF
COMMISSIONER OF CUSTOMS

Vijaya Singh
APJ-SLG LAW OFFICES

Amardeep Singh Bhatia
MINISTRY OF CORPORATE
AFFAIRS - REGISTRAR

Shakti Singh Champawat
DESAI & DIWANJI

Mukesh Singhal
KNM & PARTNERS

Ravinder Singhania
SINGHANIA & PARTNERS LLP

Alok Sinha
ALOK SINHA & CO.

Neha Sinha
LUTHRA & LUTHRA
LAW OFFICES

Praveer Sinha
TATA POWER DELHI
DISTRIBUTION LIMITED

Sanjay Sinha
MINISTRY OF LABOUR
& EMPLOYMENT

Suharsh Sinha
AZB & PARTNERS

Vineet Sinha
KNM & PARTNERS

Veena Sivaramakrishnan
JURIS CORP

Preetha Soman
NISHITH DESAI ASSOCIATES

Shweta Soni
FORTUNE LEGAL ADVOCATES
& LEGAL CONSULTANTS

Akhil Srivastava
Y R ELECTRICALS

Rudra Srivastava
SINGHANIA & PARTNERS LLP

Aravind Srivatsan
PWC INDIA

Nitim Subhash
INDIMET PVT. LTD.

Surendra Suri
DEEP CONSULTANCY AND
BUSINESS SERVICES

Abhishek Swaroop
LUTHRA & LUTHRA
LAW OFFICES

Anuja Talukder
PWC INDIA

Medha Tamhanekar
UNIVERSAL LEGAL

Rajesh Tayal
KNM & PARTNERS

Stephanie Tellis
LEGASIS SERVICES PRIVATE

Chetan Thakkar
KANGA & CO.

Anand Thakur
KEI INDUSTRIES LTD.

Piyush Thareja
NEERAJ BHAGAT & CO.

Pooja Thomas
PHOENIX LEGAL

Amit Tiwari
VENTRANS INDIA

Suhas Tuljapurkar
LEGASIS SERVICES PRIVATE

Prakash Veer Tyagi
GATEWAY RAIL FRIGHT LIMITED

Ramesh K. Vaidyanathan
ADVAYA LEGAL

Uday Y. Vajandar
THE BRIHAN MUMBAI
ELECTRIC SUPPLY &
TRANSPORT UNDERTAKING

Chahat Varma
INDIA LAW OFFICES

Ashok Vashist
R.S. ASSOCIATES

Ajay Verma
JURIS CHAMBERS

Dipankar Vig
MP LAW OFFICES

Sameep Vijayvergiya
DHINGRA &
SINGH - ATTORNEYS-AT-LAW

Nilesh Vikamsey
KHIMJI KUNVERJI & CO.

Vinayak Vishwas Patil
CREATIVE CONSULTANTS
& DESIGNERS

Rajiv Wadhwa
AAY AAR ELECTRICALS
CONTROL (P) LTD.

Rajiv Wadhwa
PLVK POWER ENGINEERS
& CONSULTANTS

Girish Wadwekar
MOKSHA COMMUNICATIONS

Abhijeet Yadav
THE TATA POWER
COMPANY LIMITED

Akriti Yadav
KNM & PARTNERS

Manoj Yadav
NEERAJ BHAGAT & CO.

Neha Yadav
LEXCOUNSEL

Sanjay Yadav
SOUTH DELHI MUNICIPAL
CORPORATION

Sumiti Yadava
CLARUS LAW ASSOCIATES

INDONESIA

BPJS KETENAGAKERJAAN

HERMAWAN JUNIARTO

LAW FIRM

INDONESIA NOTARY
ORGANIZATION

MENTARI FREIGHT SERVICES

PT ANTAR BENUA CAHAYA

PT MULYA ABADI ASRO

Hizban Achmad
INDO KARYA SENIOR

Robertus Adinugraha
MELLI DARSA & CO.

Shamy Adrian
LAND DATA AND
INFORMATION CENTER

Nafis Adwani
ALI BUDIARDJO, NUGROHO,
REKSODIPUTRO, MEMBER
OF LEX MUNDI

Widiarhami Afandari
NURIADIN SUMONO
MULYADI & PARTNERS

Eko Agus Supiadi
UPTSA (UNIT PELAYANAN
TERPADU SATU ATAP)

SURABAYA TIMUR
(ONE-STOP SHOP)

Hilman Ahmad
LAND DATA AND
INFORMATION CENTER

Lia Alizia
MAKARIM & TAIRA S.

Fessy Alwi
NOTARY

Cindy Anjani
ADNAN KELANA HARYANTO
& HERMANTO

Karina Antonio
NURIADIN SUMONO
MULYADI & PARTNERS

Sasono Ardi Hersubeno
PT PLN (PERSERO), EAST
JAVA DISTRIBUTION

Hizkia Ardianto
EY

Cucu Asmawati
SIMBOLON & PARTNERS
LAW FIRM

Ibrahim Assegaf
ASSEGAF, HAMZAH
& PARTNERS

Nyoman Astawa
PT PLN (PERSERO) INDONESIA
STATE ELECTRICITY
CORPORATION

Hamud M. Balfas
LAW OFFICE OF HBP
& PARTNERS

Reynalda Basya Ilyas
BUDIDIAJA & ASSOCIATES

Dimas Bimo
MELLI DARSA & CO.

Fabian Buddy Pascoal
HANAFIAH PONGGAWA
& PARTNERS

Prianto Budi
PT PRATAMA INDOMITRA
KONSULTAN - MEMBER
OF RUSSELL BEDFORD
INTERNATIONAL

Tony Budidjaja
BUDIDIAJA & ASSOCIATES

Didin Cahya Wahyudin
INDONESIAN PUBLIC TAX
CONSULTANTS ASSOCIATION
(AKP21 ASOSIASI KONSULTAN
PAJAK PUBLIK INDONESIA)

Deded Chandra
BPJS KESEHATAN

Teresa Chiquita
MAKARIM & TAIRA S.

Roy Coastrio
LAWYER

Juni Dani
BUDIDIAJA & ASSOCIATES

Melli Darsa
MELLI DARSA & CO.

Reginald A. Dharma
ADNAN KELANA HARYANTO
& HERMANTO

Nawangwulan Dilla Savitri
RIVAI TRIPRASETIO & PARTNERS

Natasha Djamin
OENTOENG SURIA & PARTNERS

Bama Djokonugroho
BUDIDIAJA & ASSOCIATES

Estu Dyah

Asma El Moufti
PT TERMINAL PETIKEMAS
SURABAYA

Ahmad Fadli
BRIGITTA I. RAHAYOE
& PARTNERS

Nurulita Fauzie
BRIGITTA I. RAHAYOE
& PARTNERS

Edly Febrian Widjaja
BUDIDIAJA & ASSOCIATES

Fajar Febrandi
PT TOYOTA MOTOR
MANUFACTURING

Ratna Febrina
SF CONSULTING

Lr. Fetnayeti
MINISTRY OF TRADE

Aprilda Fiona Butarbutar
APRILDA FIONA &
PARTNERS LAW FIRM

Sinuhadji Frans Yoshua
OENTOENG SURIA & PARTNERS

Widigdyta Gitaya
WSG & COMPANY

Michael Hadi
PT KREDIT BIRO
INDONESIA JAYA (KBIJ)

Joel Hadi Nata Tan
TYCON CONTRACTOR

Mohammad Iqbal Hadromi
HADROMI & PARTNERS

Melanie Sri Handayani
BANK INDONESIA

Abdul Haris M. Rum
HIMPUNAN KONSULTAN
HUKUM PASAR MODAL

Hariyanto S.H.
HARIYANTO & PARTNERS

Stefanus Haryanto
ADNAN KELANA HARYANTO
& HERMANTO

Ibnu Hasan
TNB & PARTNERS

Yansah Hasstriansyah
BADAN PELAYANAN TERPADU
SATU PINTU (BPTS)

Erwandi Hendarta
HADIPUTRANTO,
HADINOTO & PARTNERS

Anang Hidayat
PT GPI LOGISTICS

Nurman Hidayat
INDONESIA INVESTMENT
COORDINATING BOARD

Brigitta Imam Rahayoe
BRIGITTA I. RAHAYOE
& PARTNERS

Adiwidya Imam Rahayu
BRIGITTA I. RAHAYOE
& PARTNERS

Deshaputra Intanperdana
HADROMI & PARTNERS

Jamaslin James Purba
JAMES PURBA & PARTNERS

Pak Jatmiko
DISTRICT COURT OF SURABAYA

Edy Junaedi
BADAN PELAYANAN TERPADU
SATU PINTU (BPTS)

Brinanda Lidwina Kaliska
MAKARIM & TAIRA S.

Mirza Karim
KARIMSYAH LAW FIRM

Othman Karim
KARIMSYAH LAW FIRM

Shakuntala Kartikasari
PTI ARCHITECTS

Anita Lucia Kendarto
NOTARIS & PEJABAT
PEMBUAT AKTA TANAH

Johan Kurnia
HADIPUTRANTO,
HADINOTO & PARTNERS

Ayu Katarina Kusnadi
OENTOENG SURIA & PARTNERS

Winita E. Kusnandar
KUSNANDAR & CO.

Diana Kusumasari
BUDIDIAJA & ASSOCIATES

Jatmiko Adi Kusumo
INTERIORS & CO.

Rosevelt Riedel Lontoh
ALI BUDIARDJO, NUGROHO,
REKSODIPUTRO, MEMBER
OF LEX MUNDI

Noorfina Luthfiy
BANK INDONESIA

Syamsul Ma'Arif
MAHKAMAH AGUNG
REPUBLIK INDONESIA

Bobby R. Manalu
SIREGAR SETIAWAN MANALU

Yasser Mandela
BUDIDIAJA & ASSOCIATES

Manumpak Manurung

Benny Marbun
PT PLN (PERSERO) INDONESIA
STATE ELECTRICITY
CORPORATION

Ahmad Maulana
ASSEGAF, HAMZAH
& PARTNERS

Mario Maurice Sinjal
NURJADIN SUMONO
MULYADI & PARTNERS

Amalia Mayasari
SIMBOLON & PARTNERS
LAW FIRM

Ella Melany
HANAFIAH PONGGAWA
& PARTNERS

Any Miami
PWC INDONESIA

Kristo Molina
WITARA CAKRA ADVOCATES
(IN ASSOCIATION WITH
WHITE & CASE LLP)

Fifi Mulyana SH
MULYANA ABRAR
& ADVOCATES

Sri Mulyati
RIVAI TRIPRASETIO & PARTNERS

Alexander Nainggolan
HADROMI & PARTNERS

Safita Ratna Nanthilda
OENTOENG SURIA & PARTNERS

Imran Nating
INDONESIAN ASSOCIATION
OF RECEIVERS AND
ADMINISTRATORS (AKPI)

Ratih Nawangsari
OENTOENG SURIA & PARTNERS

Rizana Noor
PT KREDIT BIRO
INDONESIA JAYA (KBIJ)

Monasiscas Noviannei
INDONESIA INVESTMENT
COORDINATING BOARD

Putra Nugraha
WITARA CAKRA ADVOCATES
(IN ASSOCIATION WITH
WHITE & CASE LLP)

Reza Nurtjahja
PT URBANE INDONESIA

Inta Oviyanti
PTI ARCHITECTS

Heru Pambudi
MINISTRY OF FINANCE

Agung Pangestu Wijaya
PT DANADIPA BERTU

Ay Tijing Phan
PWC INDONESIA

Abraham Pierre
KPMG

Deni Prasetyo
LAND DATA AND
INFORMATION CENTER

Norbertus Hengky Pratoko
INDONESIAN LOGISTICS AND
FORWARDERS ASSOCIATION

Freddie Pratomo
PT BINATAMA AKRINDO

Ety Puspitasari
CKB LOGISTICS

Indra Raharja
APRILDA FIONA &
PARTNERS LAW FIRM

Dewi Sri Rahayu
NOTARIS & PPAT

Tantia Rahmadhina
RIVAI TRIPRASETIO & PARTNERS

Dhamma Ratna
NOTARIS & PEJABAT
PEMBUAT AKTA TANAH

Jean H. Reksodiputro
PT PERINDO BIRO KREDIT

Sophia Rengganis
PWC INDONESIA

Rengganis Rennganis
HADROMI & PARTNERS

Reza Riztama
PT PRATAMA INDOMITRA
KONSULTAN - MEMBER
OF RUSSELL BEDFORD
INTERNATIONAL

Mahesa Rumondor
ADNAN KELANA HARYANTO
& HERMANTO

Valdano Ruru
MAKARIM & TAIRA S.

Ayudi Rusmanita
NURJADIN SUMONO
MULYADI & PARTNERS

Indra Safitri
HIMPUNAN KONSULTAN
HUKUM PASAR MODAL

Ayundha Sahar
OENTOENG SURIA & PARTNERS

Rika Salim
OENTOENG SURIA & PARTNERS

Darma Saputra
BANK INDONESIA

Widodo Saputro
PT ANDHIKA PRIMA PERKASA

Mahardikha K. Sardjana
HADIPUTRANTO,
HADINOTO & PARTNERS

Nur Asyura Anggini Sari
BANK INDONESIA

Haryo Sedewo
INDONESIA INVESTMENT
COORDINATING BOARD

Harment Sembiring
INDONESIA NATIONAL
SINGLE WINDOW

Ibrahim Senen
ARMAND YAPSUNTO
MUHARAMSYAH &
PARTNERS (AYMP)

Erwin Setiawan
EY

Indra Setiawan
ALI BUDIARDJO, NUGROHO,
REKSODIPUTRO, MEMBER
OF LEX MUNDI

Arief Setyadi
PKF ACCOUNTANTS &
BUSINESS ADVISERS

Lardi SH
LARDI & PARTNERS

Taji M. Sianturi
TAJI & REKAN

Kevin Omar Sidharta
ALI BUDIARDJO, NUGROHO,
REKSODIPUTRO, MEMBER
OF LEX MUNDI

Obed Simamora
LAND OFFICE OF SURABAYA

Ricardo Simanjuntak
RICARDO SIMANJUNTAK
& PARTNERS

Yudianta Medio N. Simbolon
SIMBOLON & PARTNERS
LAW FIRM

Nien Raffles Siregar
SIREGAR SETIAWAN MANALU

Risbert Soelaiman

Ardi Haqi Solla
OTORITAS JASA
KEUANGAN - INDONESIA
FINANCIAL SERVICES
AUTHORITY

Nadia Soraya
TNB & PARTNERS

Selvana Stella Oviona
BUDIDIAJA & ASSOCIATES

Tirtamarta Sudarman
PT PESAT JAYA UTAMA

Bambang Suprijanto
EY

Puspita W. Surono
MINISTRY OF FINANCE

Atik Susanto
OENTOENG SURIA & PARTNERS

Hantriono Susizo
MINISTRY OF FINANCE

Otje Sutedi
PTI ARCHITECTS

ST Suwandi
PT BINTANG TIMUR

Randy Suwenli
HANAFIAH PONGGAWA
& PARTNERS

Aria Suyudi
CONSULTANT

Pieter Talaway
PIETER TALAWAY &
ASSOCIATES

Kurniawan Tanzil
MAKARIM & TAIRA S.

Arief Tejo S.
INDONESIAN LOGISTICS AND
FORWARDERS ASSOCIATION

Achmad Tri Cahyono
OTORITAS JASA
KEUANGAN - INDONESIA
FINANCIAL SERVICES
AUTHORITY

Gatot Triprasetyo
RIVAI TRIPRASETIO & PARTNERS

Runi Tusita
PWC INDONESIA

Trina Uli
SIMBOLON & PARTNERS
LAW FIRM

Sony Panji Wicaksono
BANK INDONESIA

Haykel Widiasmoko
ABDUL HAKIM GARUDA
NUSANTARA, HARMAN
& PARTNER

Arojoto Wisanto
BAM DECORIAT INDONESIA

Garry Wood
PT KREDIT BIRO
INDONESIA JAYA (KBIJ)

Pelopor Yanto
LAND DATA AND
INFORMATION CENTER

Jono Yeo
BUDIDIAJA & ASSOCIATES

Akbar Zainuri
KARIMSYAH LAW FIRM

Mohammad Zamroni
ZAMRO LAW FIRM
Jacob Zwaan
KPMG

IRAN, ISLAMIC REP.

TRADE PROMOTION
ORGANIZATION OF IRAN

Sareh Abadhtalab
STATE ORGANIZATION
FOR REGISTRATION OF
DEEDS AND PROPERTIES

Camellia Abdolsamad
INTERNATIONAL LAW
OFFICE OF DR. BEHROOZ
AKHLAGHI & ASSOCIATES

Morteza Adeb
COMPANY REGISTRATION
OFFICE

Ali Ahmadi
TEHRAN CHAMBER OF
COMMERCE, INDUSTRIES
AND MINES

Mousa Ahmadi
ISLAMIC AZAD UNIVERSITY

Behrooz Akhlaghi
INTERNATIONAL LAW
OFFICE OF DR. BEHROOZ
AKHLAGHI & ASSOCIATES

Hamidreza Alipour Shirsavar
ISLAMIC AZAD UNIVERSITY

Ali Amani
DAYA-RAHYAFT AUDITING &
MANAGEMENT SERVICES

Gholam Ali Asghari
GREAT TEHRAN
ELECTRICITY DISTRIBUTION
COMPANY (GTEDC)

Zayer Ayat
IRANIAN NATIONAL TAX
ADMINISTRATION (INTA)

Toktam Aynekar
PERSOL CORPORATION

Fatemeh Bagherzadeh
FARIAM LAW OFFICE

Rambod Barandoust
CONSULTANT

Hamid Berenjkari
OFFICE OF HAMID BERENJKAR

Somayeh Bodaghi
CENTRAL BANK OF THE
ISLAMIC REPUBLIC OF IRAN

Golsa Daghighi
INTERNATIONAL LAW
OFFICE OF DR. BEHROOZ
AKHLAGHI & ASSOCIATES

Gholam-Hossein Davani
DAYA-RAHYAFT AUDITING &
MANAGEMENT SERVICES

Morteza Dezfoulian

Sofie Djagharbekian
TOROSSIAN, AVANESSIAN
& ASSOCIATES

Sepideh Dowlatshahi
BARTAR ASSOCIATES LAW FIRM

Maryam Ebrahimi
DENTONS

Maryam Ebrahimi Ghaleaziz
STATE ORGANIZATION
FOR REGISTRATION OF
DEEDS AND PROPERTIES

Roza Einifar
INTERNATIONAL LAW
OFFICE OF DR. BEHROOZ
AKHLAGHI & ASSOCIATES

Shirin Ozra Entezari
DR. SHIRIN O. ENTEZARI
& ASSOCIATES

Seyyed Amir Hossein Etesami
SECURITIES AND EXCHANGE
ORGANIZATION OF IRAN

Shahin Fadakar
INTERNATIONAL LAW
OFFICE OF DR. BEHROOZ
AKHLAGHI & ASSOCIATES

Soroosh Falahati
BAYAN EMROOZ
INTERNATIONAL LAW FIRM

Allahyar Ghajar
TEHRAN MUNICIPALITY -
FANAVARAN SHAHR CO.

Nasim Gheidi
GHEIDI & ASSOCIATES
LAW OFFICE

S. Arash H. Mirmalek
PERSOL CORPORATION

Amir Hosseini
PERSOL CORPORATION

Nasim Jahanbani
GREAT TEHRAN
ELECTRICITY DISTRIBUTION
COMPANY (GTEDC)

Mohammad Jalili
IRAN CREDIT SCORING

Jafar Jamali
SECURITIES AND EXCHANGE
ORGANIZATION OF IRAN

Hossein Kakhki
IRAN CUSTOMS OFFICE

Farid Kani
ATIEH ASSOCIATES

Majid Mahallati
A.M. MAHALLATI & CO.

Gholam Reza Malekshoar
CENTRAL BANK OF THE
ISLAMIC REPUBLIC OF IRAN

Mahnaz Mehrinfar
INTERNATIONAL LAW
OFFICE OF DR. BEHROOZ
AKHLAGHI & ASSOCIATES

Fatemeh Sadat Mirsharifi
MINISTRY OF COMMERCE

Ali Mirzaie
STATE ORGANIZATION
FOR REGISTRATION OF
DEEDS AND PROPERTIES

Golazin Mokhtari
ATIEH ASSOCIATES

Hamidreza Mokhtarian
MEHR INTERNATIONAL
LAW FIRM

Mehdi Mousavi
PERSOL CORPORATION

Vahid Nasiri
BAYAN EMROOZ
INTERNATIONAL LAW FIRM

Fariba Norouzi
PARSIAN INSURANCE CO.

Rasoul Nowrouzi

Zohreh Papi
CENTRAL BANK OF THE
ISLAMIC REPUBLIC OF IRAN

Farmand Pourkarim
TEHRAN MUNICIPALITY -
FANAVARAN SHAHR CO.

Mohammad Rahmani
BAYAN EMROOZ
INTERNATIONAL LAW FIRM

Yahya Rayegani
PRAELEGAL IRAN

Atiyeh Rezaei
DR. SHIRIN O. ENTEZARI
& ASSOCIATES

Negin Saberi
INTERNATIONAL LAW
OFFICE OF DR. BEHROOZ
AKHLAGHI & ASSOCIATES

Emadaldin Sakhaei
MINISTRY OF ECONOMIC
AND FINANCE AFFAIRS

Encyeh Seyed Sadr
INTERNATIONAL LAW
OFFICE OF DR. BEHROOZ
AKHLAGHI & ASSOCIATES

Ahmad Shabanifard
INTERNATIONAL CENTRE
OF HIGHER EDUCATION,
AUSTRALIA

Sara Shabanifard
RS COMPONENT

Khatereh Shahbazi
INTERNATIONAL LAW
OFFICE OF DR. BEHROOZ
AKHLAGHI & ASSOCIATES

Farzan Shirvanbeigi
TEHRAN MUNICIPALITY -
FANAVARAN SHAHR CO.

Rajat Ratan Sinha
RCS PVT. LTD. BUSINESS
ADVISORS GROUP

Pedram Soltani
PERSOL CORPORATION

Sepideh Taheri
STATE ORGANIZATION
FOR REGISTRATION OF
DEEDS AND PROPERTIES

Mohammad Reza Talischi
PERSOL CORPORATION

Ebrahim Tavakoli
BARTAR ASSOCIATES LAW FIRM

Vrej Torossian
TOROSSIAN, AVANESSIAN
& ASSOCIATES

Gholam Hossein Vahidi
DR. VAHIDI & ASSOCIATES

Zohreh Yazdani Paraei
ENGINEER

Ahmad Yousefi
ATTORNEY-AT-LAW

Parham Zahedi
GHEIDI & ASSOCIATES
LAW OFFICE

Hamed Zamami
BARTAR ASSOCIATES LAW FIRM

Elham Zareie
INTERNATIONAL LAW
OFFICE OF DR. BEHROOZ
AKHLAGHI & ASSOCIATES

IRAQ

EY

GEZAI RI TRANSPORT
IRAQI COMPANY LTD.

Ahmed Abboud Al Janabi
MENA ASSOCIATES,
MEMBER OF AMERELLER
RECHTSANWÄLTE

Hadeel Salih Abboud Al-Janabi
MENA ASSOCIATES,
MEMBER OF AMERELLER
RECHTSANWÄLTE

Mohammad Abdul Hassan

Ammar Abdul Jabbar
PROGER SPA

Alkaznaji Abdulhassan
ALKAZNAJI ABDULHASSAN

Hazim Akram
ATTORNEY-AT-LAW

Qussay Jafar Al Alawi
Mohammed Al-Badri
AMANAT BAGHDAD
(BAGHDAD MAYORALTY)

Hussein Al-Fadhili
ATTORNEY-AT-LAW

Hussein Al-Hadeethi

Nafa Ali
MINISTRY OF ELECTRICITY

Qismah Ali
CENTRAL BANK OF IRAQ

Ihsan Jasim Al-Khalidi
MINISTRY OF PLANNING

Rashid Al-Khouri
RASHID AL-KHOURI

Zuhair Al-Maliki
AL-MALIKI & ASSOCIATES
LAW FIRM

Ghath Raad Al-Nidawi
MINISTRY OF PLANNING

Rukaya Sabaah Al-Oqabee
MINISTRY OF PLANNING

Sattar Al-Qassy
ACCOUNTANT

Azhar Al-Rubaie
MINISTRY OF PLANNING

Ali Al-Rubaii

Mayssa Alshukr
MAYSA ALSHUKR

Florian Amereller
AMERELLER RECHTSANWÄLTE

Suhaib Asad
PWC JORDAN

Raad N. Athab
RAAD N. ATHAB

Munther B. Hamoudi
AL-BURAQ ENGINEERING
CO. LTD.

Malik Bair
MENA ASSOCIATES,
MEMBER OF AMERELLER
RECHTSANWÄLTE

Ahmed Dawood
BHC LAW FIRM LLC

Greg Englefield
CONFLUENT LAW GROUP

Rafeef Hadeed
CENTRAL BANK OF IRAQ

Safaa Hadi Ghani
CENTRAL BANK OF IRAQ

Nadhim Mansi Hafid

Daniel Heintel
MENA ASSOCIATES,
MEMBER OF AMERELLER
RECHTSANWÄLTE

Abdulaziz Jabbar Abdulaziz
COMPANY REGISTRAR
DIRECTOR GENERAL

Mohamad Rasool Jaber

Riyadh Hassan Japak

Shahad Jassem
BHC LAW FIRM LLC

Deepak John
BRIDGEWAY SHIPPING &
CLEARING SERVICES

Jwad Kadhim Kareem
AL-SHAMS SHOW

Mohamad Khalil

Ahmed Abbas Khareem

Mohamad Khareem

Zaid Mahdi
ADIB COMPANY

Modher Taha Majeed
AL TAMIMI & COMPANY
ADVOCATES & LEGAL
CONSULTANTS

Hassan Melih
HASSAN MELIH

Ali Mohammad Kanbar

Khalid Mozan
AL MOZAN COMPANIES GROUP

Rasha Nadeem
BHC LAW FIRM LLC

Adnan K. Nahidh
SIYAH GROUP

Ammar Naji
CONFLUENT LAW GROUP

Tom Nolda
CONFLUENT LAW GROUP

Ammar Ralobide
AMMAR RALOBIDE

Akram Saeed
ATTORNEY-AT-LAW

Dhirar Salim
KASB GENERAL CONTRACTING

Kareem Salim Kamash
GENERAL COMMISSION
FOR TAXES

Mohammed Mustafa Sami
PROGER SPA

Ahmed Sauode
AHMED SAUODE

Abdelrahman Sherif
DLA MATOUK BASSIOUNY
(PART OF DLA PIPER GROUP)

Stephan Stephan
PWC JORDAN

Khaled Yaseen
AL-SAQER ADVISERS
& LEGAL SERVICES

Dahlia Zamel
MENA ASSOCIATES,
MEMBER OF AMERELLER
RECHTSANWÄLTE

Haythem Zayed
PWC JORDAN

IRELAND

ESB INTERNATIONAL

Seán Barton
MCCANN FITZGERALD

John Comerford
COONEY CAREY CONSULTING
LTD. - MEMBER OF RUSSELL
BEDFORD INTERNATIONAL

Miranda Cox
PWC IRELAND

Emma Doherty
MATHESON

Gavin Doherty
EUGENE F. COLLINS SOLICITORS

Gillian Dully
LK SHIELDS SOLICITORS,
MEMBER OF IUS LABORIS

Kenneth Egan
ARTHUR COX, MEMBER
OF LEX MUNDI

Garret Farrelly
MATHESON

Laura Feely
EUGENE F. COLLINS SOLICITORS

Frank Flanagan
MASON HAYES & CURRAN
Orla Hegarty
UNIVERSITY COLLEGE DUBLIN

Thomas Johnson
IRISH BUILDING
CONTROL INSTITUTE

William Johnston
ARTHUR COX, MEMBER
OF LEX MUNDI

Liam Kennedy
A&L GOODBODY

Eamonn Madden
COONEY CAREY CONSULTING
LTD. - MEMBER OF RUSSELL
BEDFORD INTERNATIONAL

Bernadette McArdle
IRISH BUILDING
CONTROL INSTITUTE

Gerry McCartney
IRISH CREDIT BUREAU

Brid McCoy
AMOSS SOLICITORS

Eddie Meaney
DHL EXPRESS

Kevin Meehan
COMPASS MARITIME LTD.

Heather Murphy
MATHESON

James O'Boyle
THE PROPERTY REGISTRATION
AUTHORITY

Brian O'Malley
A&L GOODBODY

Laura O'Sullivan
MASON HAYES & CURRAN

Maurice Phelan
MASON HAYES & CURRAN

Kevin Quinn
PWC IRELAND

Brendan Ringrose
WHITNEY MOORE

Mark Traynor
A&L GOODBODY

Joe Tynan
PWC IRELAND

Marcus Walsh
A&L GOODBODY

Patrick Walshe
PHILIP LEE SOLICITORS

Emma Weld-Moore
DANIEL MURPHY SOLICITORS

Maura Young
IRISH CREDIT BUREAU

ISRAEL

Ben Baharav
S. HOROWITZ & CO.,
MEMBER OF LEX MUNDI

Moshe Balter
BALTER, GUTH, ALONI LLP

Yuval Bar-Gil
YIGAL ARNON & CO.

Jacob Ben-Chitrit
YIGAL ARNON & CO.

Jeremy Benjamin
GOLDFARB SELIGMAN & CO.

Marina Benvenisti
RUTH CARGO

Rona Bergman Naveh
GROSS, KLEINHENDLER,
HODAK, HALEVY,
GREENBERG & CO.

Roy Caner
ERDINAST BEN NATHAN
& CO. ADVOCATES

Doron Cohen
RAVEH, RAVID & CO.
CPAS - MEMBER OF RUSSELL
BEDFORD INTERNATIONAL

Itay Deutsch
NASCHITZ, BRANDES,
AMIR & CO.

Jonathan Finklestone
ERDINAST BEN NATHAN
& CO. ADVOCATES

Eliran Furman
YIGAL ARNON & CO.

Viva Gayer
ERDINAST BEN NATHAN
& CO. ADVOCATES

Tuvia Geffen
NASCHITZ, BRANDES,
AMIR & CO.

Ido Gonen
GOLDFARB SELIGMAN & CO.

Amos Hacmun
HESKIA-HACMUN LAW FIRM

Liron HaCohen
YIGAL ARNON & CO.

Yael Herschkovitz
GROSS, KLEINHENDLER,
HODAK, HALEVY,
GREENBERG & CO.

Tali Hirsch Sherman
MINISTRY OF CONSTRUCTION
AND HOUSING

Mirit Hoffman Reif
DAVE WOLF & CO. LAW FIRM

Yossi Katsav
RUTH CARGO

Zeev Katz
PWC ISRAEL

Vered Kirshner
PWC ISRAEL

Adam Klein
GOLDFARB SELIGMAN & CO.

Gideon Koren
GIDEON KOREN &
CO. LAW OFFICES

Andrew Larah
STEINMETZ, HARING,
GURMAN & CO.

Hadas Lavi
S. HOROWITZ & CO.,
MEMBER OF LEX MUNDI

Dana Leshem
ERDINAST BEN NATHAN
& CO. ADVOCATES

Michelle Liberman
S. HOROWITZ & CO.,
MEMBER OF LEX MUNDI

Sharon Liberman
PWC ISRAEL

Amnon Lorch
YIGAL ARNON & CO.

Liron Mendelevitz
KRIEF ALBATROS LTD.

Michael Mograbi
PELTRASPORT

Rotem Muntner
RUTH CARGO

Gil Oren
YIGAL ARNON & CO.

Daniel Justin Permut
STEINMETZ, HARING,
GURMAN & CO.

Doron Sadan
PWC ISRAEL

Dan Sharon
DAN SHARON - CONSULTING
ENGINEERS 2002 LTD.

Daniel Singerman
COFACEBDI

Yoav Tal
ERDINAST BEN NATHAN
& CO. ADVOCATES

Eran B. Taussig
BALTER, GUTH, ALONI LLP

Eylam Weiss
WEISS-PORAT & CO.

Zeev Weiss
WEISS-PORAT & CO.

Ita Yarmish
DAVE WOLF & CO. LAW FIRM

Michal Zohar Neistein
NASCHITZ, BRANDES,
AMIR & CO.

ITALY

WHITE & CASE LLP

Paolo Acciari
MINISTERO DELL'ECONOMIA
E FINANZE

Fabrizio Acerbis
PWC ITALY

Giuseppe Alemani
ALEMANI E ASSOCIATI

Iacopo Aliverti Piuri
DENTONS

Federico Antich
STUDIO DELL'AVVOCATO
ANTICH

Umberto Antonelli
STUDIO LEGALE ASSOCIATO
AD ASHURST LLP

Gea Arcella
CIVIL LAW NOTARY, LAWYER

Claudia Adele Aresu
PWC - TAX AND
LEGAL SERVICES

Roberto Argeri
CLEARY GOTTlieb STEEN
& HAMILTON LLP

Gaetano Arnò
PWC - TAX AND
LEGAL SERVICES

Clemente Arricale
PRIVATE ENGINEER -
CLEMENTE ARRICALE

Gianluigi Baroni
PWC - TAX AND
LEGAL SERVICES

Alvise Becker
PWC - TAX AND
LEGAL SERVICES

Vlad Beffa
STUDIO SAVOIA

Susanna Beltramo
STUDIO LEGALE BELTRAMO

Claudia Beranzoli
COURT OF APPEAL OF ROME

Carlo Berarducci
CARLO BERARDUCCI
ARCHITECTURE

Paola Bernardo
PWC - TAX AND
LEGAL SERVICES

Marta Bianchi
PWC - TAX AND
LEGAL SERVICES

Edoardo Augusto Bononi
STUDIO LEGALE ASSOCIATO
AD ASHURST LLP

Gianluca Borraccia
PWC - TAX AND
LEGAL SERVICES

Giampaolo Botta
SPEDIPTO - ASSOCIAZIONE
SPEDIZIONIERI CORRIERI E
TRASPORTATORI DI GENOVA

Giuseppe Broccoli
BDA STUDIO LEGALE

Marco Buffarini
MINISTERO DELL'ECONOMIA
E FINANZE

Claudio Burello
PWC - TAX AND
LEGAL SERVICES

Sergio Calderara
CLEGAL

Federico Calloni
STUDIO CORNO - MEMBER
OF RUSSELL BEDFORD
INTERNATIONAL

Claudia Caluori
STUDIO DELL'AVVOCATO
ANTICH

Gianluca Cambareri
TONUCCI & PARTNERS

Antonio Campagnoli
IL PUNTO REAL
ESTATE ADVISOR

Paolo Canal
ORSINGER ORTU -
AVVOCATI ASSOCIATI

Stefano Cancarini
PWC - TAX AND
LEGAL SERVICES

Gianni Carfi Pavia
PWC - TAX AND
LEGAL SERVICES

Cecilia Carrara
LEGANCE AVVOCATI ASSOCIATI

Sandro Cecili
ARIETI S.P.A. ACEA GROUP

Nicla Cimmino
PWC ITALY

Ludovica Citarella
BDA STUDIO LEGALE

Ottavia Civiardi
A. HARTRODT ITALIANA SRL

Domenico Colella
ORSINGER ORTU -
AVVOCATI ASSOCIATI

Stefano Colla
PWC - TAX AND
LEGAL SERVICES

Fabrizio Colonna
STELÉ PERELLI

Mattia Colonnelli de Gasperis
COLONNELLI DE GASPERIS
STUDIO LEGALE

Barbara Corsetti
PORTOLANO CAVALLIO
STUDIO LEGALE

Filippo Corsini
CHIOMENTI STUDIO LEGALE

Barbara Cortesi
STUDIO LEGALE GUASTI

Marco Cosa
NCTM STUDIO LEGALE

Antonio Cutini
PWC ITALY

Salvatore Cuzzocrea
PWC - TAX AND
LEGAL SERVICES

Mariano Davoli
PIROLA PENNUTO ZEI
& ASSOCIATI

Daniele De Giorgi
CLEARY GOTTlieb STEEN
& HAMILTON LLP

Antonio De Martinis
SPASARO DE MARTINIS
LAW FIRM

Francesca De Paolis
STUDIO LEGALE
SALVATORE DE PAOLIS

Rosa Del Sindaco
ABBATESCIANNI STUDIO
LEGALE E TRIBUTARIO

Claudio Di Falco
CLEARY GOTTlieb STEEN
& HAMILTON LLP

Claudio Di Mario
ADL CONSULTING

Silvia Digregorio
COURT OF APPEAL OF ROME

Francesco Falsetti
SALINI IMPREGIOLO

Maddalena Ferrari
STUDIO NOTARILE FERRARI

Giuseppe Ferrelli
STUDIO LEGALE SINATRA

Barbara Mirta Ferri
PWC - TAX AND
LEGAL SERVICES

Gianclaudio Fischetti
PWC - TAX AND
LEGAL SERVICES

Paolo Franceschetti
AGENZIA DELLE ENTRATE

Emanuele Franchi
PWC ITALY

Pier Andrea Fré Torelli Massini
CARABBA & PARTNERS

Filippo Frigerio
PORTOLANO CAVALLIO
STUDIO LEGALE

Maria Laura Frittella
COCUZZA E ASSOCIATI

Bruno Frugis
ITALIAN REVENUE AGENCY

Paolo Gallarati
NCTM STUDIO LEGALE

Andrea Gangemi
PORTOLANO CAVALLIO
STUDIO LEGALE

Daniele Geronzi
LEGANCE AVVOCATI ASSOCIATI

Vincenzo Fabrizio Giglio
GIGLIO & SCOFFERI STUDIO
LEGALE DEL LAVORO

Antonio Grieco
GRIECO E ASSOCIATI

Valentino Guarini
PWC - TAX AND
LEGAL SERVICES

Federico Guasti
STUDIO LEGALE GUASTI

Francesca Inchingolo
COURT OF APPEAL OF ROME

Francesco Iodice
CLEARY GOTTlieb STEEN
& HAMILTON LLP

Alberto Irace
ARIETI S.P.A. ACEA GROUP

Giovanni Izzo
ABBATESCIANNI STUDIO
LEGALE E TRIBUTARIO

- Ignazio La Candia
PIROLA PENNUTO ZEI & ASSOCIATI
- Pietro La Fortezza
DLA PIPER
- Cecilia Laporta
BDA STUDIO LEGALE
- Francesco Laureti
NCTM STUDIO LEGALE
- Stefano Liotta
ARIETI S.P.A. ACEA GROUP
- Alessandra Livreri
A. HARTRODT ITALIANA SRL
- Enrico Lodi
CRIF S.P.A.
- Ottavia Lombardo
DLA PIPER
- Claudio Lumaca
AGENZIA DELLE ENTRATE
- Stefano Macchi di Cellere
MACCHI DI CELLERE GANGEMI LLP
- Federico Magi
PWC - TAX AND LEGAL SERVICES
- Carlo Majer
LEXELLEN
- Roberta Marconi
ITALIAN REVENUE AGENCY
- Anna Chiara Margottini
ORSINGER ORTU - AVVOCATI ASSOCIATI
- Laura Marretta
ROMOLOTTI MARRETTA
- Donatella Martinelli
STUDIO LEGALE ASSOCIATO TOMMASINI E MARTINELLI
- Federico Mattei
PWC - TAX AND LEGAL SERVICES
- Carloandrea Meacci
STUDIO LEGALE ASSOCIATO AD ASHURST LLP
- Gianluca Medina
STUDIO LEGALE ASSOCIATO AD ASHURST LLP
- Gilberto Melchiorri
UNITED NATIONS ECONOMIC COMMISSION FOR EUROPE
- Michele Melchiorri
UNITED NATIONS ECONOMIC COMMISSION FOR EUROPE
- Laura Mellone
BANK OF ITALY
- Priscilla Merlino
NUNZIANTE MAGRONE
- Marco Monaco Sorge
TONUCCI & PARTNERS
- Maria Teresa Monteduro
MINISTERO DELL'ECONOMIA E FINANZE
- Micael Montinari
PORTOLANO CAVALLIO STUDIO LEGALE
- Davide Moretti
BANK OF ITALY
- Valeria Morosini
TOFFOLETTO E SOCI LAW FIRM, MEMBER OF IUS LABORIS
- Monica Negrini
BDA STUDIO LEGALE
- Gianmatteo Nunzianta
NUNZIANTE MAGRONE
- Luca Occhetto
PIROLA PENNUTO ZEI & ASSOCIATI
- Fabiana Padroni
RISTUCCIA & TUFARELLI
- Luciano Panzani
COURT OF APPEAL OF ROME
- Ignazio Pasquetti
STUDIO PASQUETTI S.I.P. 2C
- Giovanni Patti
ABBATESCIANNI STUDIO LEGALE E TRIBUTARIO
- Gino Pазienza
ENER-PRICE
- Federica Periale
STUDIO LEGALE ASSOCIATO AD ASHURST LLP
- Federica Pianta
COCUZZA E ASSOCIATI
- Annamaria Pinzuti
STUDIO LEGALE ASSOCIATO AD ASHURST LLP
- Maria Progida
PWC - TAX AND LEGAL SERVICES
- Daniele Raynaud
RAYNAUD STUDIO LEGALE
- Valentina Ricci
STELÉ PERELLI
- Marianna Ristuccia
RISTUCCIA & TUFARELLI
- Filippo Maria Riva
PWC - TAX AND LEGAL SERVICES
- Cinzia Romano
STUDIO LEGALE SALVATORE DE PAOLIS
- Tommaso Edoardo Romolotti
ROMOLOTTI MARRETTA
- Michele Salerno
STUDIOCREDIT
- Francesca Salerno
LEGANCE AVVOCATI ASSOCIATI
- Mike Salerno
KRCOM
- Giuseppe Santarelli
TONUCCI & PARTNERS
- Vera Santomartino
MINISTERO DELL'ECONOMIA E FINANZE
- Arturo Santoro
PIROLA PENNUTO ZEI & ASSOCIATI
- Guido Savelli
SPASARO DE MARTINIS LAW FIRM
- Paolo Savini
AGENZIA DELLE ENTRATE
- Filippo Savoia
STUDIO SAVOIA
- Felice Schipani
AGENZIA DELLE ENTRATE
- Alice Scotti
STUDIO LEGALE GUASTI
- Lidia Maria Sella
STUDIO CORNO - MEMBER OF RUSSELL BEDFORD INTERNATIONAL
- Andrea Semmola
STUDIO LEGALE ASSOCIATO AD ASHURST LLP
- Susanna Servi
CARABBA & PARTNERS
- Chiara Sestagalli
STUDIO LEGALE ASSOCIATO AD ASHURST LLP
- Ginevra Sforza
PORTOLANO CAVALLIO STUDIO LEGALE
- Massimiliano Silveti
LEGÁLIA
- Carlo Sinatra
STUDIO LEGALE SINATRA
- Manlio Carlo Soldani
Lorenzo Sozio SPASARO DE MARTINIS LAW FIRM
- Elisa Sulcis
STUDIO LEGALE SINATRA
- Maria Antonietta Tanico
STUDIO LEGALE TANICO
- Andrea Tedioli
STUDIO LEGALE TEDIOLI
- Giuseppe Telesca
AGENZIA DELLE ENTRATE
- Roberto Tirone
COCUZZA E ASSOCIATI
- Francesca Tironi
PWC - TAX AND LEGAL SERVICES
- Davide Tollardo
SPASARO DE MARTINIS LAW FIRM
- Giacinto Tommasini
STUDIO LEGALE ASSOCIATO TOMMASINI E MARTINELLI
- Stefano Tresca
ISEED
- Luca Tufarelli
RISTUCCIA & TUFARELLI
- Valentina Turco
PORTOLANO CAVALLIO STUDIO LEGALE
- Rachele Vacca de Dominicis
GRIECO E ASSOCIATI
- Mario Valentini
PIROLA PENNUTO ZEI & ASSOCIATI
- Elisabetta Ventrella
BDA STUDIO LEGALE
- Fabio Zanchi
BDA STUDIO LEGALE
- Emilio Zendri
ARIETI S.P.A. ACEA GROUP
- Domenico Zuccaro
CLEARY GOTTIEB STEEN & HAMILTON LLP
- Filippo Zucchinelli
PWC - TAX AND LEGAL SERVICES
- Danielle Archer
THE LAW PRACTICE OF DANIELLE S. ARCHER & ASSOCIATES
- Gregory Bennett
NATIONAL ENVIRONMENT & PLANNING AGENCY
- Rachel Bond
PATTERSON MAIR HAMILTON
- Christopher Bovell
DUNNCOX
- Errington Case
JAMAICA PUBLIC SERVICE COMPANY LIMITED
- Terrence Cooper
CRIF NM CREDIT ASSURE LIMITED
- Jemelia Davis
THE SUPREME COURT OF JAMAICA
- Brian Denning
PWC JAMAICA
- Damion Dodd
PWC JAMAICA
- Joan Ferreira-Dallas
ABTAX LIMITED
- Nicole Foga
FOGA DALEY
- Thalia Francis
KPMG
- Lecia Gaye Taylor
HYLTON & HYLTON
- Kay-Ann Graham
NUNES, SCHOLEFIELD DELEON & CO.
- Narda Graham
DUNNCOX
- Gabrielle Grant
MYERS, FLETCHER & GORDON, MEMBER OF LEX MUNDI
- Howard Harris
FOGA DALEY
- Marsha Henry-Martin
MINISTRY OF LOCAL GOVERNMENT & COMMUNITY DEVELOPMENT
- Matthew A. Hogarth
WILMOT HOGARTH & CO.
- Donovan Jackson
NUNES, SCHOLEFIELD DELEON & CO.
- Topaz Johnson
DUNNCOX
- Grace Lindo
NUNES, SCHOLEFIELD DELEON & CO.
- Melinda Lloyd
JAMAICA PUBLIC SERVICE COMPANY LIMITED
- Rachael Lodge
FOGA DALEY
- Marlon Lowe
JAMAICA CUSTOMS DEPARTMENT
- Zaila McCalla
THE SUPREME COURT OF JAMAICA
- Karen McHugh
PWC JAMAICA
- Karlene McKenzie
CABINET OFFICE OF THE GOVERNMENT OF JAMAICA
- Jaime Mendoza
UNITED NATIONS CONFERENCE ON TRADE & DEVELOPMENT (UNCTAD), GENEVA
- Alton Morgan
LEGIS-ALTON E. MORGAN & CO. ATTORNEYS-AT-LAW
- Sharon Neil Smith
PATTERSON MAIR HAMILTON
- Camara Nelson
WEST INDIES HOME CONTRACTORS
- Sandralyn Nembhard
ABTAX LIMITED
- Shyvonne Osborne
FOGA DALEY
- Gina Philipps Black
MYERS, FLETCHER & GORDON, MEMBER OF LEX MUNDI
- Shalise Porteous
NATIONAL LAND AGENCY
- Norman Rainford
KPMG
- Judith Ramlogan
COMPANIES OFFICE
- Paul Randall
CREDITINFO JAMAICA LIMITED
- Hilary Reid
MYERS, FLETCHER & GORDON, MEMBER OF LEX MUNDI
- Norman Shand
KINGSTON AND ST. ANDREW CORPORATION
- Jacqueline Simmonds
JAMAICA PUBLIC SERVICE COMPANY LIMITED
- Chantal Simpson
MYERS, FLETCHER & GORDON, MEMBER OF LEX MUNDI
- Tana'ania Small Davis
LIVINGSTON, ALEXANDER & LEVY ATTORNEYS-AT-LAW
- Hakon Stefansson
CREDITINFO JAMAICA LIMITED
- Craig Stephen
CREDITINFO JAMAICA LIMITED
- Danielle Stiebel
MYERS, FLETCHER & GORDON, MEMBER OF LEX MUNDI
- Humphrey Taylor
TAYLOR CONSTRUCTION LTD.
- Sherica Taylor
LEX CARIBBEAN
- Marvalyn Taylor-Wright
TAYLOR-WRIGHT & COMPANY
- Lorraine Thomas-Harris
LTN LOGISTICS INTERNATIONAL CO. LTD.
- Lori-Ann Thompson
NATIONAL LAND AGENCY
- John Vassell
DUNNCOX
- Cherise Walcott
NATIONAL LAND AGENCY
- Dominic Williams
JAMAICA PUBLIC SERVICE COMPANY LIMITED
- Lisa Williams
LIVINGSTON, ALEXANDER & LEVY ATTORNEYS-AT-LAW
- Anwar Wright
TAYLOR-WRIGHT & COMPANY
- Scott Wright
TAYLOR-WRIGHT & COMPANY
- Angelean Young-Daley
JAMAICA PUBLIC SERVICE COMPANY LIMITED

JAPAN

KANSAI ELECTRIC POWER

Daiki Akahane
LAW OFFICES OF AKAHANE,
ISEKI & HONDA (AIH LAW)

Fumika Cho
WHITE & CASE

Jeffrey Dressler
WHITE & CASE

Takuya Eguchi
MORI HAMADA &
MATSUMOTO - OSAKA

Toyoki Emoto
ATSUMI & SAKAI

Shuntaro Fujii
ANDERSON MORI &
TOMOTSUNE

Kiyoshi Fujita
ADACHI, HENDERSON,
MIYATAKE & FUJITA

Miho Fujita
ADACHI, HENDERSON,
MIYATAKE & FUJITA

Tatsuya Fukui
ATSUMI & SAKAI

Shinnosuke Fukuoka
NISHIMURA & ASAH

David Gilmore
HERBERT SMITH FREEHILLS

Tomoko Goto
NISHIMURA & ASAH

Taichi Haraguchi
ERNST & YOUNG TAX CO.

Yuichi Hasegawa
ADACHI, HENDERSON,
MIYATAKE & FUJITA

Shunsuke Honda
ANDERSON MORI &
TOMOTSUNE

Kai Hoshino
EY

Keisuke Imon
WHITE & CASE

Hiroshi Inagaki
HANKYU HANSHIN
EXPRESS CO. LTD.

Ryuji Ino
ERNST & YOUNG TAX CO.

Akiko Isoyama
PWC TAX JAPAN

Jun Ito
KINTETSU WORLD
EXPRESS, INC.

Saki Kamiya
ANDERSON MORI &
TOMOTSUNE

Kazuo Kasai
WHITE & CASE

Hiroshi Kasuya
BAKER & MCKENZIE

Yuiro Katayama
NISHIMURA & ASAH

Kenji Kawakami
FUTABA CORPORATION

Toriuchi Kazuki
ALPS LOGISTICS CO. LTD.

Takumi Kiriya
NISHIMURA & ASAH

Akemi Kito
PWC TAX JAPAN

Akiko Kobayashi
CREDIT INFORMATION
CENTER CORP.

Masayoshi Kobayashi
BAKER & MCKENZIE

Hiroyuki Konishi
KONISHI TAX AND
ACCOUNTING

Yasuyuki Kuribayashi
CITY-YUWA PARTNERS

Takafumi Masukata
NIPPON EXPRESS CO., LTD.

Hiroaki Matsui
NISHIMURA & ASAH

Naoki Matsuo
CITY-YUWA PARTNERS

Nakano Michiaki
SOUTH TORANOMON
LAW OFFICES

Kazuya Miyakawa
PWC TAX JAPAN

Toshio Miyatake
ADACHI, HENDERSON,
MIYATAKE & FUJITA

Teppei Mogi
OH-EBASHI LPC & PARTNERS

Michihiro Mori
NISHIMURA & ASAH

Tatsuaki Murakami
NISHIMURA & ASAH

Hirosato Nabika
CITY-YUWA PARTNERS

Hidetoshi Nakai
KINDEN CORP.

Ken Nakatsuka
NAKATSUKA KEN TAX
ACCOUNTING OFFICE

Keisuke Nishimura
WHITE & CASE

Miho Niunoya
ATSUMI & SAKAI

Fumiya Obinata
NISHIMURA & ASAH

Takeshi Ogura
OGURA ACCOUNTING OFFICE

Kotaro Okamoto
EY

Daisuke Omote
ATSUMI & SAKAI

Takashi Saito
CITY-YUWA PARTNERS

Hitomi Sakai
KOJIMA LAW OFFICES

Yuka Sakai
CITY-YUWA PARTNERS

Sara Sandford
GARVEY SCHUBERT
BARER LAW FIRM

Kei Sasaki
ANDERSON MORI &
TOMOTSUNE

Tetsuro Sato
BAKER & MCKENZIE

Yuri Sugano
NISHIMURA & ASAH

Sachiko Sugawara
ATSUMI & SAKAI

Tomoyuki Susukida
WHITE & CASE

Junya Suzuki
BAKER & MCKENZIE

Yasuyuki Suzuki
STANDARD CHARTERED BANK

Yoshimasa Takagi
EY

Hiroaki Takahashi
ANDERSON MORI &
TOMOTSUNE

Hiroto Takahashi
ATSUMI & SAKAI

Y. Takahashi
SANKYU INC.

Junichi Tobimatsu
TOBIMATSU LAW

Yamamoto Tomohide
KINDEN CORP.

Takaharu Totsuka
ANDERSON MORI &
TOMOTSUNE

Naohiro Toyoda
AEON FINANCIAL
SERVICE CO. LTD.

Yoshito Tsuji
OBAYASHI CORPORATION

Takeo Tsukamoto
NISHIMURA & ASAH

Ichiro Tsumiomori
EY

Shougo Tsuruta
PWC TAX JAPAN

Yoshihiro Tsutaya
ANDERSON MORI &
TOMOTSUNE

Yuichi Urata
OH-EBASHI LPC & PARTNERS

Jun Usami
WHITE & CASE

Kenji Utsumi
NAGASHIMA OHNO
& TSUNEMATSU

Tatsuya Yagishita
DAITO KOUN CO. LTD.

Mizuho Yamada
WHITE & CASE

Michi Yamagami
ANDERSON MORI &
TOMOTSUNE

Shunichi Yamamoto

JORDAN

DEPARTMENT OF
LANDS & SURVEY
EY

Hayja'a Abu Al Hayja'a
TALAL ABU GHAZALEH
LEGAL SERVICES CO.

Nayef Abu Alim
PREMIER LAW FIRM LLP

Hanin Abughazaleh
AL TAMIMI & COMPANY
ADVOCATES & LEGAL
CONSULTANTS

Fatima Abweini
MINISTRY OF JUSTICE

Waleed Adi
EMRC ENERGY AND MINERALS
REGULATORY COMMISSION

Malak Al Hasoun
MINISTRY OF JUSTICE

Haifa Al Kiali
MAGISTRATES COURT

Zeina Al Nabih
AL TAMIMI & COMPANY
ADVOCATES & LEGAL
CONSULTANTS

Abd El Rahman M. Al
Qatawenh
ATTORNEY

Wijdan Al Rabadi
EMRC ENERGY AND MINERALS
REGULATORY COMMISSION

Ziad Al Shufiyyen
EMRC ENERGY AND MINERALS
REGULATORY COMMISSION

Maha Al-Abdallat
CENTRAL BANK OF JORDAN

Mohammad Al-Akhras
PWC JORDAN

Rawan Alameddin
HAMMOURI & PARTNERS
LAW FIRM

Eman M. Al-Dabbas
INTERNATIONAL BUSINESS
LEGAL ASSOCIATES

Ashraf Alja'fari
Zeinab Aljaafreh
CENTRAL BANK OF JORDAN

Omar Aljazy
ALJAZY & CO. ADVOCATES
& LEGAL CONSULTANTS

Sabri S. Al-Khassib
AMMAN CHAMBER
OF COMMERCE

Liana Al-Mufleh
HAMMOURI & PARTNERS
LAW FIRM

Naser Al-Mughrabi
PWC JORDAN

Moath Alsin
EMRC ENERGY AND MINERALS
REGULATORY COMMISSION

Ghada Al-Sha'arawi
BEIRUTI ATTORNEYS &
COUNSELORS AT LAW

Zaid Al-Sha'rawi
CENTRAL BANK OF JORDAN

Hussien Alsorakhi
ISTD

Eid M. Alwrikat
JUSTICE PALACE

Essa Amawi
AMAWI & CO. ADVOCATES
& LEGAL CONSULTANTS

Mohammed Amawi
AMAWI & CO. ADVOCATES
& LEGAL CONSULTANTS

Ahmad Amoudi
CRIF JORDAN

Faisal Asfour
KHALIFEH & PARTNERS
LAWYERS

Raaed Asfour
ISTD

Murad Awamleh
GREATER AMMAN
MUNICIPALITY

Hatem Barakat

Jafar Barham
JORDAN CUSTOMS

Aya Bassoumi
HAMMOURI & PARTNERS
LAW FIRM

Ayham Batarseh
ZALLOUM & LASWI LAW FIRM

Raeda Bawadi
MAGISTRATES COURT

Mohammad Beirut
BEIRUTI ATTORNEYS &
COUNSELORS AT LAW

Yotta Bulmer
HAMMOURI & PARTNERS
LAW FIRM

Anwar Ellaian
THE JORDANIAN ELECTRIC
POWER CO. LTD. (JEPCO)

Vincent Flamant
AQABA CONTAINER TERMINAL

Fadiz A. Freij
BEIRUTI ATTORNEYS &
COUNSELORS AT LAW

Talah Ghosheh
AMAWI & CO. ADVOCATES
& LEGAL CONSULTANTS

Rami Hadidi
HADIDI & CO. ATTORNEYS

Tariq Hammouri
HAMMOURI & PARTNERS
LAW FIRM

George Hazboun
INTERNATIONAL CONSOLIDATED
FOR LEGAL CONSULTATIONS

Reem Hazboun
INTERNATIONAL CONSOLIDATED
FOR LEGAL CONSULTATIONS

Jenan Hijawi
COMPANIES CONTROL
DEPARTMENT

Mohammad Hussein
AL REFA'I INTERNATIONAL
TRANSPORT & CLEARING EST.

Tayseer Ismail Ibrahim
NOUR ALSHARQ TRADE
COMPANY ENGINEERING
& COMPANY SERVICES

Abdullah Jaradat
ABDULLAH & PARTNERS

Farah Jaradat
HAMMOURI & PARTNERS
LAW FIRM

Emad Karkar
PWC JORDAN

Rakan Kawar
ALI SHARIF ZU'BI, ADVOCATES
& LEGAL CONSULTANTS,
MEMBER OF LEX MUNDI

Samer Kawar
SAMER KAWAR &
ASSOCIATES, CONSULTANTS
AND LEGAL ADVISORS

Ahmed Khalifeh
HAMMOURI & PARTNERS
LAW FIRM

Nadeen Khrasat
ABDULLAH & PARTNERS

Nadeen Khresab
ABDULLAH LAW FIRM

Hussein Kofahy
CENTRAL BANK OF JORDAN

Ammar Krayim
KRAYIM CONSTRUCTION

Lama Krayim
KRAYIM CONSTRUCTION

Rasha Laswi
ZALLOUM & LASWI LAW FIRM

Firas Malhas
INTERNATIONAL BUSINESS
LEGAL ASSOCIATES

Ola Khalil Mohammad
CENTRAL BANK OF JORDAN

Nour Nayef Momani
CENTRAL BANK OF JORDAN

Hala Mujalli
GREATER AMMAN
MUNICIPALITY

Khalidoun Nazer
KHALIFEH & PARTNERS
LAWYERS

Majd Nemeh
INTERNATIONAL CONSOLIDATED
FOR LEGAL CONSULTATIONS

Hamza Obidat
INTERNATIONAL CONSOLIDATED
FOR LEGAL CONSULTATIONS

Mohammad Ouglat
ISTD

Mhanna Qattan
GREATER AMMAN
MUNICIPALITY

Naji Qutieshat
INTERNATIONAL BUSINESS
LEGAL ASSOCIATES

Osama Y. Sabbagh
THE JORDANIAN ELECTRIC
POWER CO. LTD. (JEPKO)

Tareq Sahouri
SAHOURI & PARTNERS LLC

Siwar Saket
KHALIFEH & PARTNERS
LAWYERS

Majdi Salaita
ALI SHARIF ZU'BI, ADVOCATES
& LEGAL CONSULTANTS,
MEMBER OF LEX MUNDI

Lana Salameh
JC LAW

Omar Salhea
ISTD

Omar Sawadha
HAMMOURI & PARTNERS
LAW FIRM

Manhal Sayigh
THE JORDANIAN ELECTRIC
POWER CO. LTD. (JEPKO)

Adele Shaban
JC LAW

Mohammed Y. Shaban
AMIN KAWAR & SONS CO.

Nadia Shahin
AMIN KAWAR & SONS CO.

Areen Shraideh
INTERNATIONAL BUSINESS
LEGAL ASSOCIATES

Stephan Stephan
PWC JORDAN

Mohammed-Hanif Tarajia
ABDULLAH & PARTNERS

Moawyah Tarawneh
KHALIFEH & PARTNERS
LAWYERS

Khaled Tuffaha
KPMG KAWASMY &
PARTNERS CO.

Azzam Zalloum
ZALLOUM & LASWI LAW FIRM

Mahmoud Ziuod
THE JORDANIAN ELECTRIC
POWER CO. LTD. (JEPKO)

Deema Abu Zulaikha
TALAL ABU GHAZALEH
LEGAL SERVICES CO.

Kareem Zureikat

KAZAKHSTAN

Dinara Abdirova
OLYMPLEX ADVISERS

Emil Halilyevich Abdrashitov
NOTARY ASSOCIATION
OF THE ALMATY CITY

Sardar Inarovich Abdysadykov
NOTARY ASSOCIATION
OF THE ALMATY CITY

Kuben Abzhanov
BAKER & MCKENZIE

Kuben Abzhanov
GRATA INTERNATIONAL

Saule Akhmetova
GRATA INTERNATIONAL

Altynbek Akpanov
ECONOMIC RESEARCH
INSTITUTE KAZAKHSTAN

Akmaral Akylbayeva
ARNA PARTNERS

Gaukhar Alibekova
MINISTRY OF NATIONAL
ECONOMY

Assel Aralbayeva
SUPREME COURT OF THE
REPUBLIC OF KAZAKHSTAN

Andrey Artyushenko
ARTYUSHENKO & PARTNERS

Samat Aryshev
ALMATY ENERGO ZBYT

Yermek Aubakirov
MICHAEL WILSON &
PARTNERS LTD.

Zarina Baikenzhina
WHITE & CASE

Rakhmat Baisuanov
ARNA PARTNERS

Aigul Baizhanova
MINISTRY OF JUSTICE

Elmira Battal
SYNERGY PARTNERS LAW FIRM

Aidos Bekov
JSC STATE CREDIT BUREAU

Arman Berdalín
SAYAT ZHOLSHY & PARTNERS

Aidyn Bikebayev
SAYAT ZHOLSHY & PARTNERS

Timur Bizhanov
MINISTRY OF REGIONAL
DEVELOPMENT

Aizhan Bozaeva
MINISTRY OF FINANCE

Aziza Bozhakanova
MINISTRY OF JUSTICE

Victoria Chagay
ARTYUSHENKO & PARTNERS

Alexander Chumachenko
AEQUITAS LAW FIRM

Yuliya Chumachenko
AEQUITAS LAW FIRM

Dmitriy Chumakov
SAYAT ZHOLSHY & PARTNERS

Saltanat Dauletova
KPMG KAZAKHSTAN

Ruslan Degtyarenko
DENTONS KAZAKHSTAN LLP

Inara Elemanova
CENTIL LAW FIRM

Sungat Essimkhanov
NUCLEAR AND ENERGY
SUPERVISION AND CONTROL
COMMITTEE OF THE
MINISTRY OF ENERGY

Alexander Giros
PARADIGM PROJECTS
KAZAKHSTAN

Ardak Idayatova
AEQUITAS LAW FIRM

Majra Iskakova
ALMATY ENERGO ZBYT

Kamil Jambakiyev
NORTON ROSE FULBRIGHT

Galiya Joldybayeva
MINISTRY OF NATIONAL
ECONOMY

Mariyash Kabikenova
REHABILITATION MANAGER

Elena Kaeva
PWC KAZAKHSTAN

Aybek Kambaliyev
GRATA INTERNATIONAL

Saltanat Kamenova
ECONOMIC RESEARCH
INSTITUTE KAZAKHSTAN

Maksud Karaketov
CENTIL LAW FIRM

Alimzhan Karkinbaev
MINISTRY OF REGIONAL
DEVELOPMENT

Anel Kassabulatova
SIGNUM LAW FIRM

Aigerim Kauldasheva
SUPREME COURT OF THE
REPUBLIC OF KAZAKHSTAN

Madina Kazhimova
MINISTRY OF NATIONAL
ECONOMY

Saltanat Kemalova
SIGNUM LAW FIRM

Lyazzat Kereitbayeva
MINISTRY OF NATIONAL
ECONOMY

Yekaterina Khamidullina
AEQUITAS LAW FIRM

Olga Kim
CENTIL LAW FIRM

Askar Konyshbayev
GRATA INTERNATIONAL

Alexander Korobeinikov
BAKER & MCKENZIE

Nurlan Kubenov
KPMG KAZAKHSTAN

Gaukhar Kudaibergenova
SIGNUM LAW FIRM

Tair Kulteleev
AEQUITAS LAW FIRM

Gulmira Lamacharipova
MINISTRY OF JUSTICE

Elena Lee
MICHAEL WILSON &
PARTNERS LTD.

Madina Makanova

Yerzhan Manasov
LINKAGE & MIND LLP

Marzhan Mardenova
PWC KAZAKHSTAN

Yessen Massalin
OLYMPLEX ADVISERS

Nurkhan Mermankulov
SUPREME COURT OF THE
REPUBLIC OF KAZAKHSTAN

Bolat Miyatov
GRATA INTERNATIONAL

Victor Mokrousov
DECHERT KAZAKHSTAN LLP

Elena Motovilova
MINISTRY OF FINANCE

Andrei Mukazhanov
ALMATY ENERGO ZBYT

Daniyar Mussakhan
NORTON ROSE FULBRIGHT

Abylkhair Nakipov
SIGNUM LAW FIRM

Yevgeniya Nossava
DECHERT KAZAKHSTAN LLP

Kulbatyrov Nurlan
ECONOMIC RESEARCH
INSTITUTE KAZAKHSTAN

Islambek Nurzhanov
SYNERGY PARTNERS LAW FIRM

Ruslan Omarov
FIRST CREDIT BUREAU

Sergazy Omash
SUPREME COURT OF THE
REPUBLIC OF KAZAKHSTAN

Kazieva Orynkul
STATE REVENUE COMMITTEE

Yuliya V. Petrenko
BMF PARTNERS LAW FIRM LLP

Andrey Yuriyevich
Ponomarenko
ALMATY BRANCH OF THE RSE
RESEARCH AND PRODUCTION
CENTER OF LAND CADASTRE

Aigerim Raikhanova
CENTIL LAW FIRM

Taizhanova Roza
OLYMPLEX ADVISERS

Darya Ryapissova
GRATA INTERNATIONAL

Gaukhar Sapina
MINISTRY OF NATIONAL
ECONOMY

Talgat Sariev
SIGNUM LAW FIRM

Nazym Seidakhmetova
SIGNUM LAW FIRM

Yerlan Serikbayev
MICHAEL WILSON &
PARTNERS LTD.

Aida Shadirova
DECHERT KAZAKHSTAN LLP

Abai Shaikenov
DENTONS KAZAKHSTAN LLP

Elmira Shamayeva
WHITE & CASE

Sofia Shaykhrazieva
CENTIL LAW FIRM

Meruert Sisembaeva
MINISTRY OF FINANCE

Alzhan Stamkulov
SYNERGY PARTNERS LAW FIRM

Nurzhan Stamkulov
SYNERGY PARTNERS LAW FIRM

Ulan Stybayev
SIGNUM LAW FIRM

Zhaslan Alimgazinovich
Sultanbekov
FIRMA PARITET LTD.

Zarina Syzdykova
GRATA INTERNATIONAL

Dana Tokmurzina
PWC KAZAKHSTAN

Mirat Tokombayev
NUCLEAR AND ENERGY
SUPERVISION AND CONTROL
COMMITTEE OF THE
MINISTRY OF ENERGY

Yerzhan Toktarov
SAYAT ZHOLSHY & PARTNERS

Botanova Totynur
STATE REVENUE COMMITTEE

Shynggys Turez
ECONOMIC RESEARCH
INSTITUTE KAZAKHSTAN

Maria Turganbaeva
MINISTRY OF JUSTICE

Nurken Turmakhambetov
MINISTRY OF REGIONAL
DEVELOPMENT

Alexandr Tyjo
CENTIL LAW FIRM

Aigerim Tyurebayeva
KPMG KAZAKHSTAN

Anara Urakova
BMF PARTNERS LAW FIRM LLP

Azim Usmanov
CENTIL LAW FIRM

Aliya Utegaliyeva
PWC KAZAKHSTAN

Nikita Sergeevich Vasilchuk
ENERGOPROMSTROI PROEKT
LLC

Sergei Vataev
DECHERT KAZAKHSTAN LLP

Larissa Yemelyanova
AEQUITAS LAW FIRM

Aigerim Yermahanova
MINISTRY OF NATIONAL
ECONOMY

Olga Olegovna Yershova
NOTARY ASSOCIATION
OF THE ALMATY CITY

Yerzhan Yessimkhanov
GRATA INTERNATIONAL

Bakytgul Zhabaginova
ECONOMIC RESEARCH
INSTITUTE KAZAKHSTAN

Saken Zhailauov
SAEN ENGINEERING GROUP

Zhanar Zhandossova
BMF PARTNERS LAW FIRM LLP

Bulat Zhulamanov
SUPREME COURT OF THE
REPUBLIC OF KAZAKHSTAN

Liza Zhumakhmetova
SIGNUM LAW FIRM

Balykov Daulen Zhumalovich
INTER-DISTRICT ECONOMIC
COURT OF ALMATY

Sofiya Zhylykaidarova
SIGNUM LAW FIRM

KENYA

PYRAMID BUILDERS

Philip Aluku
SDV TRANSAMI

Barack Barkwang
COULSON HARNEY LLP

Mohammed A. Bhatti
BHATTI ELECTRICAL LIMITED

Hillary Biwott
CAPITAL MARKETS AUTHORITY

Dennis Chiruba
ANJARWALLA & KHANNA
ADVOCATES

Philip Coulson
COULSON HARNEY LLP

Oliver Fowler
KAPLAN & STRAITON

Peter Gachuhi
KAPLAN & STRAITON

Francis Gichuhi Kamau
A4 ARCHITECT

Ben Githinji
APT DESIGN SOLUTIONS

William Ikutha Maema
ISEME, KAMAU &
MAEMA ADVOCATES

Milly Jalega
ISEME, KAMAU &
MAEMA ADVOCATES

Abdilatif Jarso
B.M. MUSAU & CO.
ADVOCATES

Kenneth Kamaitha
KAPLAN & STRATTON

Martha Kamanu-Mutugi
KENYA POWER

Cathrine Kamau
DELUXE INKS LIMITED

Reuben Njoroge Kamau
Kabbau
DREAMS ARCHITECTS

Samuel Kamunyu
CAPITAL MARKETS AUTHORITY

Apollo Karumba
PWC KENYA

Ronald Khavagali
B.M. MUSAU & CO.
ADVOCATES

Hassan Kibet
ISEME, KAMAU &
MAEMA ADVOCATES

Alan Kigen
KAMOTHO MAIYO &
MBATIA ADVOCATES

William M. Kilonzo
ASSOCIATED SERVICES

Timothy Kiman
SIGINON FREIGHT LTD.

Meshack T. Kipturgo
SIGINON FREIGHT LTD.

Owen Koimburi
MAZARS KENYA

Emmanuel Kubo
SISULE MUNYI KILONZO
& ASSOCIATES

Evelyn Kyania
B.M. MUSAU & CO.
ADVOCATES

David Lekera
ISEME, KAMAU &
MAEMA ADVOCATES

Eric Lukoye
KENYA TRADE NETWORK
AGENCY (KENTRADE)

Dominic Makau
CENTRAL ELECTRICALS
INTERNATIONAL LTD.

Jacob Malelu
B.M. MUSAU & CO.
ADVOCATES

Nicholas Malonza
SISULE MUNYI KILONZO
& ASSOCIATES

Esther Manthi
CAPITAL MARKETS AUTHORITY

James Mburu Kamau
ISEME, KAMAU &
MAEMA ADVOCATES

Ken Melly
ISEME KAMAU & MAEMA
ADVOCATES (DLA PIPER)

Emma Miloyo
DESIGN SOURCE

Mansoor A. Mohamed
RUMAN SHIPCONTRACTORS
LIMITED

Peter Momanyi
MAZARS KENYA

Titus Mukora
PWC KENYA

Teresia Munywoki
B.M. MUSAU & CO.
ADVOCATES

John Muoria
WARUHIU K'OWADE &
NG'ANG'A ADVOCATES

Benjamin Musau
B.M. MUSAU & CO.
ADVOCATES

Peter Musyimi
KENYA LAW REFORM
COMMISSION

Susan Mutinda
B.M. MUSAU & CO.
ADVOCATES

Arnold Mutisya
COULSON HARNEY LLP

Joshua Mutua
KENYA POWER

Jane Mutulili
LA FEMME ENGINEERING
SERVICES LTD.

Jacob W. Mwangi
THE ARCHITECTURAL
ASSOCIATION OF KENYA

Peter Mwaura
ANJARWALLA & KHANNA
ADVOCATES

James Ndegwa
KENYA POWER

Christina Nduba-Banja
COULSON HARNEY LLP

Mbage Ng'ang'a
WARUHIU K'OWADE &
NG'ANG'A ADVOCATES

Christine Njau
ISEME, KAMAU &
MAEMA ADVOCATES

Victor Njenga
KAPLAN & STRATTON

Chege Njoroge
LESINKO NJOROGE
& GATHOGO

Jacqueline Njoroge
B.M. MUSAU & CO.
ADVOCATES

Alex Nyagah
ARCHBUILD LIMITED

Rose Nyongesa
ISEME, KAMAU &
MAEMA ADVOCATES

Conrad Nyukuri
AXIS KENYA

Robert Oimeke
ENERGY REGULATORY
COMMISSION (ERC)

John Ojwang
NAIROBI CITY COUNTY
GOVERNMENT

Sam Omukoko
METROPOL CORPORATION LTD.

Esther Omulele
MMC AFRICA LAW

Andrew Ondieki
PWC KENYA

Phillip Onyango
KAPLAN & STRATTON

Tom Odhiambo Onyango
TRIPLEOKLAW ADVOCATES

Cephas Osoro
HORWATH ERASTUS &
CO. MEMBER, CROWE
HORWATH INTERNATIONAL

Charles Osundwa
KAPLAN & STRATTON

Andrew Ragui
PWC KENYA

Sonal Sejpal
ANJARWALLA & KHANNA
ADVOCATES

Joseph Taracha
CENTRAL BANK OF KENYA

Maureen W. Makutano
AXIS KENYA

Angela Waki
COULSON HARNEY LLP

Evelyn Wamae
KENYA TRADE NETWORK
AGENCY (KENTRADE)

Arphaxade Wanjala
Angela Waweru
KAPLAN & STRATTON

John Wekesa
KENYA POWER

Edmond Wesonga
B.M. MUSAU & CO.
ADVOCATES

KIRIBATI

MINISTRY OF PUBLIC
WORKS AND UTILITIES

Kenneth Barden
ATTORNEY-AT-LAW

Susan Barrie
TOBARAOI TRAVEL

Raweita Beniata
OLP KIRIBATI

Ilevita Biriti
KIRIBATI CHAMBER OF
COMMERCE AND INDUSTRY

Tomitiana Eritama
MINISTRY OF LABOUR
& HUMAN RESOURCES
DEVELOPMENT

Mantaia Kaongotao
MK LAW & CO.

Tieri Kautuntamoa
BUSINESS & COMPANIES
REGULATORY DIVISION,
BUSINESS REGULATORY
CENTRE, MINISTRY OF
COMMERCE, INDUSTRY
& COOPERATIVES

Motiti Moriati Koe
DEVELOPMENT BANK
OF KIRIBATI

Laokiri Koreaua
KIRIBATI TAX OFFICE

Tion Neemia
SHIPPING AGENCY OF KIRIBATI

Tiirora Roneti
MINISTRY OF COMMERCE,
INDUSTRY AND TOURISM

Mautaake Tannang
KIRIBATI ELECTRICAL
CONSULTING &
CONTRACTING SERVICES

Naata Tekeaa
DEVELOPMENT BANK
OF KIRIBATI

Taunui Teraoi Moy
TOBARAOI TRAVEL

Reei Tioti
MINISTRY OF ENVIRONMENT,
LANDS & AGRICULTURE
DEVELOPMENT (MELAD)

KOREA, REP.

Arnold Yoochum Baek
KIM & CHANG

Jennifer Min-Sook Chae
KOREA CREDIT BUREAU

Kyoung Soo Chang
SHIN & KIM

Seung Hee Grace Chang
SHINHAN CUSTOMS
SERVICE INC.

Paavan Chhabra
HEALY CONSULTANTS
GROUP PLC

Junghoon Cho
KOREAN ELECTRICAL
CONTRACTORS ASSOCIATION

Min Kyong Cho
WHITE & CASE LLP FOREIGN
LEGAL CONSULTANT OFFICE

Sung-Min Cho
JOYANG LOGISTICS

Young-Dae Cho
KIM & CHANG

Jinhyuk Choi
BARUN LAW LLC

Kyung-Joon Choi
KIM, CHANGE & LEE

Paul Jihoon Choi
BARUN LAW LLC

Sung-Soo Choi
KIM & CHANG

Isabel Cleaver
HEALY CONSULTANTS
GROUP PLC

Robert Flemer
KIM & CHANG

Mark Goodrich
WHITE & CASE LLP FOREIGN
LEGAL CONSULTANT OFFICE

Jason Ha
BARUN LAW LLC

Sang-Goo Han
YOON & YANG LLC

Sang-Hoon Han
SHIN & KIM

Young Huh
HEALY CONSULTANTS
GROUP PLC

Ji-Sang Hur
KOREA CUSTOMS SERVICE

C.W. Hyun
KIM & CHANG

James I.S. Jeon
SOJONG PARTNERS

Jae-Wook Jeong
SHIN & KIM

Changho Jo
SAMIL
PRICEWATERHOUSECOOPERS

Bo Moon Jung
KIM & CHANG

Haeng Chang Jung
HANARO TNS

Hyukjun Jung
BARUN LAW LLC

Jinku Kang
LEE & KO

Kyung-won Kang
SAMIL
PRICEWATERHOUSECOOPERS

Young-Seok Ki
SHIN & KIM

Byung-Tae Kim
SHIN & KIM

Chul Man Kim
YULCHON LLC

Jennifer Min Sun Kim
SOJONG PARTNERS

Jong-Hyun Kim
SHIN & KIM

Ki Young Kim
YULCHON LLC

Rieu Kim
BARUN LAW LLC

Sang-jin Kim
KEPCO

Seong Won (David) Kim
HANARO TNS

Sun Kyoung Kim
YULCHON LLC

Wonhyung Kim
YOON & YANG LLC

Yoon Young Kim
HWANG MOK PARK PC

Youn Jong Kim
SHINHAN CUSTOMS
SERVICE INC.

Seong-Cheon Ko
SAMIL
PRICEWATERHOUSECOOPERS

Joonghoon Kwak
LEE & KO

Alex Joong-Hyun Lee
SAMIL
PRICEWATERHOUSECOOPERS

Dong Hun Lee
KOREA CUSTOMS SERVICE

Eugene Lee
BARUN LAW LLC

Hongyou Lee
PANALPINA KOREA LTD.

Jae-Hahn Lee
KIM, CHANGE & LEE

Kyu Wha Lee
LEE & KO

Kyung Yoon Lee
KIM & CHANG

Moonsub Lee
SOJONG PARTNERS

Sangmin Lee
KIM & CHANG

Seung Yoon Lee
KIM & CHANG

Su Yeon Lee
YULCHON LLC

Young Jin Lee
SUPREME COURT OF KOREA

Yong-Hee Lim
SAMIL
PRICEWATERHOUSECOOPERS

Yunseok Lim
SUPREME COURT OF KOREA

Young Min Kim
YOON & YANG LLC

Jae Wook Oh
BARUN LAW LLC

Yon Kyun Oh
KIM & CHANG

Danbi Park
KIM & CHANG

Grace Park
KIM & CHANG

Jihye Park
LEE & KO

Sang Il Park
HWANG MOK PARK PC

Yong Seok Park
SHIN & KIM

Sang-ug Ryu
SUPREME COURT OF KOREA

Jeong Seo
KIM & CHANG

Minah Seo
HWANG MOK PARK PC
Ji Seon Kim
HWANG MOK PARK PC
Changho Seong
SEOUL CENTRAL
DISTRICT COURT

Mi-Jin Shin
KIM & CHANG

Philippe Shin
SHIN & KIM

Moon-Bae Sohn
KOREA CREDIT BUREAU

Ahn Sooyoung
HWANG MOK PARK PC

Kiwon Suh
CHEONJI ACCOUNTING
CORPORATION

Catherine J. Yeo
KIM & CHANG

Elizabeth Shinwon Yoon
SHINHAN CUSTOMS
SERVICE INC.

Jae-Yoon Yoon
KOREA CUSTOMS SERVICE

Huiwon Yun
HUIWON YUN PRIVATE
PRACTITIONER

KOSOVO

KPMG ALBANIA SHPK
MINISTRY OF ECONOMIC
DEVELOPMENT (MED)

MINISTRY OF TRADE
AND INDUSTRY

USAID PARTNERSHIPS FOR
DEVELOPMENT PROJECT

Leonora Beka
KALO & ASSOCIATES

Gani Bucaj
ENERGY REGULATORY OFFICE

Destan Bujupaj
DESTAN BUJUPAJ
ENFORCEMENT AGENT

Shyqiri Bytyqi
VALA CONSULTING

Ali Curri
KESCO

Naim Devetaku
VALA CONSULTING

Sokol Elmazaj
BOGA & ASSOCIATES

Mirjeta Emini
BOGA & ASSOCIATES

Yllka Emini
TAX ADMINISTRATION
OF KOSOVO

Haxhi Gashi
UNIVERSITY OF PRISHTINA,
LAW FACULTY

Adea Geci
AB OLIVIER & ASSOCIATES LLC

Lorena Gega
PRICEWATERHOUSECOOPERS
AUDIT SH.P.K.

Jashar Goga
KOSOVO CUSTOMS

Valon Hasani
LAWYER

Bujar Haxhidaui
KOSOVO CUSTOMS

Rudina Heroi-Puka
KESCO

Naim Huruglica
KOSOVO CUSTOMS

Rifat Hyseni
TAX ADMINISTRATION
OF KOSOVO

Albert Islami
ALBERT ISLAMI & PARTNERS

Liresa Kadriu
VALA CONSULTING

Arben Kelmendi
KELMENDI & PARTNERS LLC

Leonik Mehmeti
DELOITTE

Fitore Mekaj
BOGA & ASSOCIATES

Delvina Nallbani
BOGA & ASSOCIATES

Driton Nikaj
RAIFFEISEN LEASING
KOSOVA SH.P.K.

Besim Osmani
AB OLIVIER & ASSOCIATES LLC

Besim Osmani
INTERLEX ASSOCIATES LLC

Valdet Osmani
ARCHITECT ASSOCIATION
OF KOSOVO

Loreta Peci
PRICEWATERHOUSECOOPERS
AUDIT SH.P.K.

Naser Prapashitica
CRIMSON CAPITAL

Blerim Prestreshi
SCLR PARTNERS

Ilaz Ramajli
RAMAJLI & PARTNERS CO.

Vigan Rogova
ETHEM ROGOVA LAW FIRM

Ariana Rozhaja
VALA CONSULTING

Shendrit Sadiku
PRICEWATERHOUSECOOPERS
KOSOVO

Sami Salihu
TAX ADMINISTRATION
OF KOSOVO

Arbena Shehu
NOTARY CHAMBER OF THE
REPUBLIC OF KOSOVO

Teki Shehu

Ardi Shita

Fatmir Stublla

Arbresha Tuhina
BAKER TILLY KOSOVO

Gëzim Xharavina
ARCHITECTURAL, DESIGN
AND ENGINEERING

Arta Xhema
BAKER TILLY KOSOVO

Lulzim Zeka
BAKER TILLY KOSOVO

Petrit Zeka
BAKER TILLY KOSOVO

Shpend Zeka
PRICEWATERHOUSECOOPERS
KOSOVO

Ruzhdi Zenelaj
DELOITTE

Ruzhdi Zeqiri
CRIMSON CAPITAL

Shaha Zylfiu
CENTRAL BANK OF THE
REPUBLIC OF KOSOVO

KUWAIT

TALAL ABU-GHAZALEH
LEGAL (TAG-LEGAL)

Maged Abd Al Hady
HORWATH AL-MUHANNA
& CO.

Mohammad Abdal
ZAIN GROUP

Nader Abdelaziz
ASAR – AL RUWAYEH
& PARTNERS

Sherif Shawki Abdel-Fattah
PRICEWATERHOUSECOOPERS
AL-SHATTI & CO.

Farid Abdin
MAERSK KUWAIT CO. W.L.L.

Ahmed Abdou
ASAR – AL RUWAYEH
& PARTNERS

Abdulrazzaq Abdullah
ABDULRAZZAQ ABDULLAH
& PARTNERS LAW FIRM

Hossam Abdullah
AL-HOSSAM LEGAL

Hani Abu Daqa
CREDIT INFORMATION
NETWORK

Mohammad Abulwafa
ASAR – AL RUWAYEH
& PARTNERS

Lina A.K. Adlouni
ADLOUNI & PARTNERS
LEGAL CONSULTANTS &
ATTORNEYS LAW FIRM

Hossam Affy
PRICEWATERHOUSECOOPERS
AL-SHATTI & CO.

Basma Akbar
CAPITAL MARKET
AUTHORITY OF KUWAIT

Khalidah Al Ali
MINISTRY OF FINANCE

Hanan Al Gharabally
CAPITAL MARKET
AUTHORITY OF KUWAIT

Jasim Mohammad Al Habib
KUWAIT MUNICIPALITY

Hamad M. Al Mashaan
AL-AHLIA CONTRACTING
GROUP

Heyam Al Mehri
MINISTRY OF JUSTICE

Meshari Al Nuf
KUWAIT INSURANCE COMPANY

Hashem Al Qallaf
KUWAIT CITY FIRST
INSTANCE COURT

Rezq Al Sammak
KUWAIT INSURANCE COMPANY

Nouf Al Sanea
CAPITAL MARKET
AUTHORITY OF KUWAIT

Ahmed Abdul Aziz Al
Thuwaikh
KUWAIT CITY FIRST
INSTANCE COURT

Fahad Al Zumai
KUWAIT UNIVERSITY

Ayyad Al-Adwani
AL-ADWANI LAW FIRM

Aiman Alaraj
KEO INTERNATIONAL
CONSULTANTS

Waleed Al-Awadhi
CENTRAL BANK OF KUWAIT

Abdullah Al-Ayoub
ABDULLAH KH. AL-AYOUB
& ASSOCIATES, MEMBER
OF LEX MUNDI

Abrar Alazemi
MINISTRY OF FINANCE

Anwar Al-Bisher
ALBISHER LEGAL GROUP

Ahmed Aldhoayan
ALRAAI LAW FIRM

Areej Aldulaimi
MINISTRY OF JUSTICE

Omar Hamad Yousuf Al-Essa
THE LAW OFFICE OF
AL-ESSA & PARTNERS

Lulwha Alfahad
MINISTRY OF FINANCE

Nada F.A. Al-Fahad
GEC DAR GULF ENGINEERS
CONSULTANTS

Adaweyah Alfaiakawi
MINISTRY OF COMMERCE
AND INDUSTRY

Rawan M. Al-Ghazali
THE LAW OFFICES OF MISHARI
AL-GHAZALI AND RAWAN
MISHARI AL-GHAZALI

Nora Al-Haroun
CAPITAL MARKET
AUTHORITY OF KUWAIT

Shaikhah Alhelali

Hanan Almodhahkah
MINISTRY OF FINANCE

Rasha Al-Naibari
CAPITAL MARKET
AUTHORITY OF KUWAIT

Jasem Al-Oun
AREF INVESTMENT GROUP

Waleed Alowaiyesh
CAPITAL MARKET
AUTHORITY OF KUWAIT

Yousef Alroumi
CAPITAL MARKET
AUTHORITY OF KUWAIT

Jasem Alsharekh
ALRAAI LAW FIRM

Adnan Alsharrah
CREDIT INFORMATION
NETWORK

Tariq Hamad Alshatti
AL-DOSTOUR LAW FIRM

Fahed Al-Subaih
CAPITAL MARKET
AUTHORITY OF KUWAIT

Haya Alzayed
MINISTRY OF JUSTICE

Najed Abdul Aziz
ABDULRAHMAN MOHAMAD
AL-BAHAR AND SONS WLL

Akusa Batwala
ASAR – AL RUWAYEH
& PARTNERS

Lutfi Ben Fatma
AL-TWAURI & PARTNERS

Waleed BenHassan
CREDIT INFORMATION
NETWORK

Piyush Bhandari
INTUIT MANAGEMENT
CONSULTANCY

Priyanka Bhandari
INTUIT MANAGEMENT
CONSULTANCY

Nada Bourahmah
THE LAW OFFICES OF MISHARI
AL-GHAZALI AND RAWAN
MISHARI AL-GHAZALI

Najmah Brown
AL-ADWANI LAW FIRM

Maysaa Mousa Bushihri
KUWAIT MUNICIPALITY

Twinkle Anie Chacko
ABDULRAZZAQ ABDULLAH
& PARTNERS LAW FIRM

Alok Chugh
EY

Bader Ali Dashti
CUSTOMS - GENERAL
ADMINISTRATION

Fouad Douglas
PRICEWATERHOUSECOOPERS
AL-SHATTI & CO.

Talal Edan
CUSTOMS - GENERAL
ADMINISTRATION

Haya Essa Al Zayed
MINISTRY OF JUSTICE

Mahmoud Ezzat
CAPITAL MARKET
AUTHORITY OF KUWAIT

Jomon George
HORWATH AL-MUHANNA
& CO.

Michel Ghanem
MEYSAN PARTNERS

Marc-Aurele Grassin
MEYSAN PARTNERS

Sam Habbas
ASAR – AL RUWAYEH
& PARTNERS

Mohammed Haneefa
MAERSK KUWAIT CO. W.L.L.

Hussein M. Hassan
ABDULLAH KH. AL-AYOUB
& ASSOCIATES, MEMBER
OF LEX MUNDI

Samir Ibrahim
ALRAAI LAW FIRM

Jad Jabre
ASAR – AL RUWAYEH
& PARTNERS

Wael S. Khalifa
GLOBAL CLEARINGHOUSE
SYSTEMS

Mazen A. Khourshed
PACKAGING & PLASTIC
INDUSTRIES CO. KSCC

Dany Labaky
THE LAW OFFICE OF
AL-ESSA & PARTNERS

Ahmed Labib
ASAR – AL RUWAYEH
& PARTNERS

Anju Menon
ABDULLAH KH. AL-AYOUB
& ASSOCIATES, MEMBER
OF LEX MUNDI

Abdulrahman Mohamad
CAPITAL MARKET
AUTHORITY OF KUWAIT

Ayman Nada
AL MARKAZ LAW FIRM

Seth Ochieng
HEALY CONSULTANTS
GROUP PLC

Rabea Saad Al-Muhanna
HORWATH AL-MUHANNA
& CO.

Mohammed Radwan
ALRAAI LAW FIRM

Johnson Rajan
*INTUIT MANAGEMENT
CONSULTANCY*

Ganesh Ramanath
*PRICEWATERHOUSECOOPERS
AL-SHATTI & CO.*

Abdulwahab Abdullatif Sadeq
MEYSAN PARTNERS

Aya Salih
AL-ADWANI LAW FIRM

Ibrahim Sattout
*ASAR – AL RUWAYEH
& PARTNERS*

Afra Shabeeb
*THE LAW OFFICES OF MISHARI
AL-GHAZALI AND RAWAN
MISHARI AL-GHAZALI*

Chetan Sharma
*ABDULLAH KH. AL-AYOUB
& ASSOCIATES, MEMBER
OF LEX MUNDI*

Emad Tawfiq

David Walker
*ASAR – AL RUWAYEH
& PARTNERS*

Abdullah Y. Al Khurafi
MIRAS LEGAL

Ahmed Zakaria
*BOUBYAN CAPITAL
INVESTMENT*

KYRGYZ REPUBLIC

Almaz Abdiev
*DEPARTMENT OF CADASTRE
AND REGISTRATION OF RIGHTS
ON IMMOVABLE PROPERTY*

Yulia Abdumanapova
BAKER TILLY BISHKEK LLC

Gulnara Akhmatova
LAWYER

Atabek Akhmedov
GRATA INTERNATIONAL

Sanzhar Aldashev
GRATA INTERNATIONAL

Bayansulu Bassepova
PWC KAZAKHSTAN

Kerim Begaliev
CENTIL LAW FIRM

Elena Bit-Avragim
VERITAS LAW AGENCY

Samara Dumanaeva
KOAN LORENZ

Nurlan Dzhusumaliev
MINISTRY OF ECONOMY

Bakytbek Dzhusupbekov
*DEPARTMENT OF CADASTRE
AND REGISTRATION OF RIGHTS
ON IMMOVABLE PROPERTY*

Victor Efremov
VERITAS LAW AGENCY

Akjoltoi Elebesova
*CREDIT INFORMATION
BUREAU ISHENIM*

Chynara Esengeldieva
KOAN LORENZ

Kymbat Ibakova
KOAN LORENZ

Indira Ibraimova
MEGA STROY LLC

Aidaraliev Erkin Isagalievic
*ALTERNATIVA GARANT
LAW FIRM*

Saara Kabaeva
KOAN LORENZ

Merim Kachkynbaeva
*KALIKOVA & ASSOCIATES
LAW FIRM*

Elena Kaeva
PWC KAZAKHSTAN

Amanbek Kebekov
*DEPARTMENT OF CADASTRE
AND REGISTRATION OF RIGHTS
ON IMMOVABLE PROPERTY*

Sultan Khalilov
*KALIKOVA & ASSOCIATES
LAW FIRM*

Evgeny Kim
KOAN LORENZ

Nurdin Kumushbekov
*USAID BEI BUSINESS
ENVIRONMENT IMPROVEMENT
PROJECT (BY PRAGMA
CORPORATION)*

Kuttubai Marzabaev
*ORION CONSTRUCTION
COMPANY*

Chinara Moldobaeva
Umtul Muratkyzy
KOAN LORENZ

Mariya Nazarova
PWC KAZAKHSTAN

Karlygash Ospankulova
IGROUP, PUBLIC ASSOCIATION

Elena Petrova
JSC BISHKEKKYRYLUSH

Nargiz Sabyrova
VERITAS LAW AGENCY

Aisanat Safarbek Kyzy
GRATA INTERNATIONAL

Emil Saryazhiev
*CREDIT INFORMATION
BUREAU ISHENIM*

Erkin Saryazhiev
KOMPANION BANK CJSC

Kanat Seidaliev
GRATA INTERNATIONAL

Saodat Shakirova
ARTE LAW FIRM

Tatyana Shapovalova

Aidin Omuralievich Sharsheev
*CENTRAL COLLATERAL
REGISTRATION OFFICE UNDER
MINISTRY OF JUSTICE*

Anvar Suleimanov
PWC KAZAKHSTAN

Guljan Tashimova
*ORION CONSTRUCTION
COMPANY*

Nurlan Sadykovich Temiraliyev
MINISTRY OF JUSTICE

Jibek Tenizbaeva
KOAN LORENZ

Idaiat Toktash
LAW FIRM LEX

Asel Tursuniazova
KUMAREL NURAMIR LLC

Gulnara Uskenbaeva
AUDIT PLUS

Gulnara Uskenbaeva
*SUPPLIER ASSOCIATION -
COMMITTEE MEMBER OF CCI*

Mansur Usmanov
MEGA STROY LLC

LAO PDR

Chonchanok Akarakitkasem
LS HORIZON LIMITED (LAO)

Anthony Assassa
VDB LOI

Phetmany Boualivong
ELECTRICITE DU LAOS

Thatsnachone Bounthan
*XANGLAO ENGINEERING
CONSULTANTS*

Siri Boutdakham
*LAO LAW &
CONSULTANCY GROUP*

Khammuan Bouxatry
*ZICOLAW (LAOS)
SOLE CO. LTD.*

Xaynari Chanthala
LS HORIZON LIMITED (LAO)

Chatchai Chanyuttasart
*HUNG HUANG (LAO)
LOGISTICS CO. LTD.*

Nawika Charoenkitchatorn
*LAO PREMIER INTERNATIONAL
LAW OFFICE*

Sirikarn Chattrastrai
*LAO PREMIER INTERNATIONAL
LAW OFFICE*

Rawat Chomsri
*LAO PREMIER INTERNATIONAL
LAW OFFICE*

Agnès Couriol
DFDL

Bounyong Dalasone
*LAO PREMIER INTERNATIONAL
LAW OFFICE*

Bounyasith Daopasith
*LAO PREMIER INTERNATIONAL
LAW OFFICE*

Aristotle David
*ZICOLAW (LAOS)
SOLE CO. LTD.*

Simeuang Douangbouddy
*XANGLAO ENGINEERING
CONSULTANTS*

Somlith Duangchanpasert
VDB LOI

Daodeuane Duangdara
VDB LOI

Steve Goddard
ARION LEGAL

Petlumpanh Inthajuck
ELECTRICITE DU LAOS

Bounlay Kangmanivanh
VDB LOI

Valyna Keochomsri
LS HORIZON LIMITED (LAO)

Dokkeo Keovongsa
BANK OF LAO PDR

Phetlamphone Khanopphet
BANK OF LAO PDR

Sisomephieng Khanthalivanh
BANK OF LAO PDR

Kan Khuprasert
*LAO PREMIER INTERNATIONAL
LAW OFFICE*

Ganesan Kolandavelu
KPMG LAO CO. LTD.

Natchar Leedae
*LAO PREMIER INTERNATIONAL
LAW OFFICE*

Anna Linden
SCIARONI & ASSOCIATES

Ha Manh Nguyen
EY

Christian Metzger

Vongsa Nanthavong
ELECTRICITE DU LAOS

Tuan Nhu Nguyen
EY

Souvanho S. Phabmixay
*SV LEGAL ADVOCATE
(LAO) CO. LTD.*

Viengsavanh Phanthaly
*ZICOLAW (LAOS)
SOLE CO. LTD.*

Nampanya Phayboun
*ZICOLAW (LAOS)
SOLE CO. LTD.*

Komonchanh Phet-asa
ELECTRICITE DU LAOS

Vassana Phetlamphanh
ELECTRICITE DU LAOS

Sengny Phimmany
SCIARONI & ASSOCIATES

Khamphaeng Phochanthilath
*ZICOLAW (LAOS)
SOLE CO. LTD.*

Ketsana Phommachanh
MINISTRY OF JUSTICE

Chansamone Phommachanto
T.E.C. LOGISTICS

Viengsamone Phommavongsa
BANK OF LAO PDR

Phonexay Southiphong
DESIGN GROUP CO. LTD.

Latsamy Sysamouth
MINISTRY OF JUSTICE

Danyel Thomson
DFDL

Arpon Tunjumras
*LAO PREMIER INTERNATIONAL
LAW OFFICE*

Huong Vu
EY

Patthana Xaykosy
*LAO PREMIER INTERNATIONAL
LAW OFFICE*

Monmay Yaganagi
LAO INTERCONSULT CO. LTD.

LATVIA

COLLIERS INTERNATIONAL

Raivis Bušmanis
STATE LABOUR INSPECTORATE

Andis Čonka
LATVIJAS BANKA

Ainis Dabols
*LATVIAN ASSOCIATION
OF TAX ADVISERS*

Andris Dimants
COBALT LEGAL

Anete Dimitrovska
*ELLEX KLAVINS, MEMBER
OF LEX MUNDI*

Valters Diure
*ELLEX KLAVINS, MEMBER
OF LEX MUNDI*

Edvins Draba
*LAW FIRM SORAINEN
& PARTNERS*

Jānis Dreimanis
COURT ADMINISTRATION

Zlata Elksniņa-Zaščiņskā
PWC LATVIA

Kalvis Engīzers
COBALT LEGAL

Kaspars Freimanis
PRIMUS ATTORNEYS-AT-LAW

Kristīne Gailīte
COBALT LEGAL

Janis Gavars
*ELLEX KLAVINS, MEMBER
OF LEX MUNDI*

Andris Ignatenko
ESTMA LTD.

Viesturs Kadiķis
PUBLIC UTILITIES COMMISSION

Valters Kalme
PUBLIC UTILITIES COMMISSION

Snezina Kazakova
DHL EXPRESS LATVIA

Irina Kostina
*ELLEX KLAVINS, MEMBER
OF LEX MUNDI*

Dainis Leons
SADALES TIKLS AS

Indriķis Liepa
COBALT LEGAL

Dainis Locs
COURT ADMINISTRATION

Rolands Lūsveris
SADALES TIKLS AS

Zane Markvarte
*MARKVARTE LEXCHANGE
LAW OFFICE*

Ivo Maskalans
COBALT LEGAL

Baiba Orbidane
*ELLEX KLAVINS, MEMBER
OF LEX MUNDI*

Guna Paidere
REGISTER OF ENTERPRISES

Ilze Rauza
PWC LATVIA

Lelde Rozentale
*STATE LAND SERVICE OF
THE REPUBLIC OF LATVIA*

Elina Rozulapa
ER3

Andris Škutāns
AB WAYS

Sandra Stipniece
*CHAMBER OF SWORN
NOTARIES OF LATVIA*

Darja Tagajeva
PWC LATVIA

Ruta Teresko
AZ SERVICE LTD.

Jānis Timermanis
*AS KREDITINFORMĀCIJAS
BIOJIS*

Edgars Timpa
STATE LABOUR INSPECTORATE

Ingus Ūzulis
PUBLIC UTILITIES COMMISSION

Maris Vainovskis
EVERSHEDS BITANS

Elina Vilde
EVERSHEDS BITANS

Sabine Vilka
COBALT LEGAL

Armands Viskers
BALTIC LEGAL

Krista Zariņa
*ELLEX KLAVINS, MEMBER
OF LEX MUNDI*

Agate Ziverte
PWC LATVIA

Daiga Zivtina
*ELLEX KLAVINS, MEMBER
OF LEX MUNDI*

Vadims Zvicevics
COBALT LEGAL

LEBANON

Nadim Abboud
LAW OFFICE OF A.
ABBOUD & ASSOCIATES

Nina Abdallah
KHATTAR ASSOCIATES

Nada Abdelsater-Abusamra
ABDELSATER ABUSAMRA &
ASSOCIATES - ASAS LAW

Marie Abi Antoun
ABDELSATER ABUSAMRA &
ASSOCIATES - ASAS LAW

Nancy Abou Ghaida
MENA CITY LAWYERS

Riham Al Ali
SMAYRA LAW OFFICE

Zeina Azzi
OBEID & MEDAWAR LAW FIRM

Corinne Baaklini
MENA CITY LAWYERS

Jean Baroudi
BAROUDI & ASSOCIATES

Boutros Bou Lattouf
EBL BUREAU IN BEIRUT

Tony Boutros
RUSSELL BEDFORD
INTERNATIONAL

Najib Choucair
CENTRAL BANK OF LEBANON

Alice Choueiri
MENA CITY LAWYERS

Hadi Diab
SMAYRA LAW OFFICE

Mario El Cheikh
AGC SAL

Richard El Moullem
PWC LEBANON

Nada Elsayed
PWC LEBANON

Hadi Fathallah
ESCO FATHALLAH & CO.

Izzat Fathallah
ESCO FATHALLAH & CO.

Wafic Fathallah
ESCO FATHALLAH & CO.

Ribal Fattal
LAW OFFICE OF A.
ABBOUD & ASSOCIATES

Elie Feghali
BADRI AND SALIM EL
MEOUCHI LAW FIRM,
MEMBER OF INTERLEGES

Lea Ferzli
BAROUDI & ASSOCIATES

Serena Ghanimeh
ABDELSATER ABUSAMRA &
ASSOCIATES - ASAS LAW

Ghassan Haddad
BADRI AND SALIM EL
MEOUCHI LAW FIRM,
MEMBER OF INTERLEGES

Rawad Halawi
RAYAN HDAYFE
EMEA LEGAL COUNSELS

Walid Honein
BADRI AND SALIM EL
MEOUCHI LAW FIRM,
MEMBER OF INTERLEGES

Chawkat Houalla
ADIB & HOUALLA LAW OFFICE

Fady Jamaledine
MENA CITY LAWYERS

Mohammad Joumaa
PWC LEBANON

Georges Jureidini
COSERV SARL -
PANALPINA AGENTS

Elie Kachouh
ELC TRANSPORT SERVICES SAL

Georges Kadige
KADIGE & KADIGE LAW FIRM

Michel Kadige
KADIGE & KADIGE LAW FIRM

Raydan Kakoun
BADRI AND SALIM EL
MEOUCHI LAW FIRM,
MEMBER OF INTERLEGES

Tatiana Kehdy
BAROUDI & ASSOCIATES

Najib Khattar
KHATTAR ASSOCIATES

Abdo Maatouk
SMAYRA LAW OFFICE

Georges Mallat
HYAM G. MALLAT LAW FIRM

Nabil Mallat
HYAM G. MALLAT LAW FIRM

Aline Matta
TALAL ABU-GHAZALEH
LEGAL (TAG-LEGAL)

Rachad Medawar
OBEID & MEDAWAR LAW FIRM

Mirvat Moustapha
MENA CITY LAWYERS

Andre Nader
NADER LAW OFFICE

Rana Nader
NADER LAW OFFICE

Toufic Nehme
LAW OFFICES OF
TOUFIC NEHME

Rana Osman
MENA CITY LAWYERS

Nehman Rhayem
ELECTRICITE DU LIBAN

Mireille Richa
TYAN & ZGHEIB LAW FIRM

Jihan Rizk
KHATTAR ASSOCIATES

Jihad Rizkallah
BADRI AND SALIM EL
MEOUCHI LAW FIRM,
MEMBER OF INTERLEGES

Yara Romanos
BADRI AND SALIM EL
MEOUCHI LAW FIRM,
MEMBER OF INTERLEGES

Mustafa Saadeh
TYAN & ZGHEIB LAW FIRM

Christelle Sakr
TYAN & ZGHEIB LAW FIRM

Nisrine Mary Salhab
HYAM G. MALLAT LAW FIRM

Rached Sarkis
CONSULTANT

Mona Sfeir
HYAM G. MALLAT LAW FIRM

Rami Smayra
SMAYRA LAW OFFICE

Nady Tyan
TYAN & ZGHEIB LAW FIRM

Alaa Zeineddine
EMEA LEGAL COUNSELS

LESOTHO

ARCHIPLAN STUDIO

BIDVEST PANALPINA LOGISTICS

KHATLELI TOMANE MOTEANE
(KTM) ARCHITECTS

MASERU MUNICIPAL COUNCIL

Emile du Toit
EY

Motselisi Khiba
HARLEY & MORRIS

Mannete Khotle
COMPUSCAN LESOTHO

Makali Lepholsa
LESOTHO REVENUE AUTHORITY

Qhalehang Letsika
MEI & MEI ATTORNEYS INC.

Mateboho Lithakanyane
QUANTUM CONSULTANTS

Monica Louro
WEBBER NEWDIGATE

Veronica Matiea
HIGH COURT

John Mclean
COMPUSCAN LESOTHO

Renate Mholo
EY

Denis Molyneaux
WEBBER NEWDIGATE

Tseliso Monaphathi
HIGH COURT

Ntlatlapa Mosae
SELLO-MAFATLE ATTORNEYS

Molupe Mothepu
LESOTHO REVENUE AUTHORITY

Daan Roberts
WEBBER NEWDIGATE

Duduzile Seamatha
PWC

Tiisetso Sello-Mafatle
SELLO-MAFATLE ATTORNEYS

Lindiwe Sephomolo
ASSOCIATION OF LESOTHO
EMPLOYERS AND BUSINESS

Starford Sharite
HIGH COURT

Hennie Smit
PWC SOUTH AFRICA

Moorets Tau Thabane
Mororisang Thekiso
PWC

Phoka Thene
LETSENG DIAMONDS

Mark Frederick Webber
HARLEY & MORRIS

Dieter Winkler
COMPUSCAN LESOTHO

LIBERIA

Arthur Abdulai
EXPRESS HANDLING SERVICES

Kofi Abedu-Bentsi
BAKER TILLY LIBERIA

Adebayo M. Adeyemi
TSC ENGINEERING
AND CONSTRUCTION
CONSULTANTS, INC.

Rajesh Angepat
BOLLORE AFRICA LOGISTICS

Patrick Bono
FRONTIER LOGISTICS INC

Henry N. Brunson
FEDEX

William Buku
LIBERIA REVENUE AUTHORITY

F. Augustus Caesar Jr.
CAESAR ARCHITECTS, INC.

Eva-Mae Campbell
CAESAR ARCHITECTS, INC.

Preston Chea Doe
THELMA LAW & ASSOCIATES

Clarence Cooper
FRONTIER LOGISTICS INC

Henry Reed Cooper
COOPER & TOGBAH
LAW OFFICE

John Davis
LIBERIA BANK FOR
DEVELOPMENT AND
INVESTMENT

Morris Davis
KEMP & ASSOCIATES

Frank Musah Dean
DEAN & ASSOCIATES

Samuel Dennis Jr.
SEB ELECTRICAL TEAM

Moses Dolo
LIBERIA ELECTRICITY
CORPORATION

Fonsia Donzo
CENTRAL BANK OF LIBERIA

Folbay Edwin
FRONTIER LOGISTICS INC

Emmanuel Enders
SEB ELECTRICAL TEAM

Francis Folleh
BRO'S ELECTRIC
AND CONSTRUCTION
ASSOCIATES (BECCA)

George Fonderson
BAKER TILLY LIBERIA

Christine Sonpon Freeman
COOPER & TOGBAH
LAW OFFICE

Arthur W.B. Fumbah
BAKER TILLY LIBERIA

Lucia Gbala
HERITAGE PARTNER &
ASSOCIATES, INC.

Deweh Gray
FEMALE LAWYERS
ASSOCIATION OF LIBERIA

Ernest Hughes
LIBERIA ELECTRICITY
CORPORATION

Ruth Jappah
JSGB & ASSOCIATES
LEGAL CONSULTANTS

Cyril Jones
JONES & JONES

Abu Kamara
LIBERIA BUSINESS REGISTRY

Momolu G. Kanda Kai
CONGLOE AND
ASSOCIATES INC.

Sophie Kayemba Mutebi
PWC

Boakai Kolлие
ALLIANCE CONSULTING
ENGINEERS, PLANNERS
& SURVEYORS INC.

Jonah Soe Kotee
ASSOCIATION OF LIBERIAN
HUMAN RESOURCE
PROFESSIONALS (ALHRP)

Kwaiwo Kotee
ASSOCIATION OF LIBERIAN
HUMAN RESOURCE
PROFESSIONALS (ALHRP)

Cooper Kruah
HENRIES LAW FIRM

Bob Weetol Livingstone
UNITED METHODIST
UNIVERSITY

Jura Lynch
ATTORNEY-AT-LAW

Nim'ne E. Mombo
PKF INTERNATIONAL

Brenda Brewer Moore
ASSOCIATION OF LIBERIAN
HUMAN RESOURCE
PROFESSIONALS (ALHRP)

Klade Neufville
ASSOCIATION OF LIBERIAN
HUMAN RESOURCE
PROFESSIONALS (ALHRP)

Ndubuisi Nwabudike
SANNOH & PARTNERS

James Nyenpan
LEGAL WATCH

Bill Nyumah
BRO'S ELECTRIC
AND CONSTRUCTION
ASSOCIATES (BECCA)

Manzuer A. Raji
AFSAT CORPORATION

Arabella Reed
PWC

Sylvester Rennie
LEGAL WATCH

Boye A. Robertson
MONROVIA CITY
CORPORATIONS (MCC)

Philomena Bloh Sayeh
CENTER FOR NATIONAL
DOCUMENTS & RECORDS
(NATIONAL ARCHIVES)

Ocelia Scott
CENTRAL BANK OF LIBERIA

Yancy Seeboe
NATIONAL CUSTOM BROKERS
ASSOCIATION OF LIBERIA

Steven D. Seimavula
PKF INTERNATIONAL

Roland D. Siaka
WEST CONSTRUCTION
LIBERIA, INC.

Albert S. Sims
SHERMAN & SHERMAN

Robert Smallwood
PWC

Victor B. Smith
ALLIANCE CONSULTING
ENGINEERS, PLANNERS
& SURVEYORS INC.

Christopher C. Swen
BEST BRAINS TECHNOLOGY
LIBERIA LTD. (BBTELL)

Darlington Y. Talery
LIBERIA REVENUE AUTHORITY

Ambrose Taplah
KEMP & ASSOCIATES

Justin Tengbeh
NATIONAL CUSTOM BROKERS
ASSOCIATION OF LIBERIA

Benjamin M. Togbah
COOPER & TOGBAH
LAW OFFICE

Nyenati Tuan
TUAN WREH LAW FIRM

J. Awia Vankan
HERITAGE PARTNER &
ASSOCIATES, INC.

T. Negbalee Warner
HERITAGE PARTNER &
ASSOCIATES, INC.

LIBYA

ALTERAZ ENGINEERING
CONSULTANTS

GOLDEN PLANNER
ARCHITECTURE AND
ENGINEERING

ZAHAF & PARTNERS LAW FIRM

Ahmed Abdulaziz
MUKHTAR, KELBASH
& ELGHARABLI

Abdallah B. Al Hasse
CONSULTANCY HOUSE

Abdudayem Elgharabli
MUKHTAR, KELBASH
& ELGHARABLI

Abdul Salam El-Marghani
PWC

Husam Elnaili
PWC

Mahmoud ElSheikh
UNIVERSITY OF TRIPOLI

Ahmed Ghattour
AHMED GHATTOUR & CO.

Paolo Greco
P&A LEGAL

Jalal Hamad
CONSULTANCY HOUSE

Hassan Hassaan
DLA MATOUK BASSIOUNY
(PART OF DLA PIPER GROUP)

Bahloul Kelbash
MUKHTAR, KELBASH
& ELGHARABLI

Belkasem Magid Obadi
GENERAL ELECTRICITY
COMPANY OF LIBYA (GECOL)

Ibrahim Maher
DLA MATOUK BASSIOUNY
(PART OF DLA PIPER GROUP)

Mahmud Mukhtar
MUKHTAR, KELBASH
& ELGHARABLI

Ali Naser
LIBYAN CREDIT
INFORMATION CENTER

Abuejjila Saif Annaser
SAIF ANNASER LAW OFFICE

Muftah Saif Annaser
SAIF ANNASER LAW OFFICE

Abdulkarim Tayeb
LIBYAN CREDIT
INFORMATION CENTER

Mazen Tumi
TUMI LAW FIRM

LITHUANIA

Loreta Andziulyte
ECOVIS PROVENTUSLAW
LAW FIRM

Artūras Asakavičius
LAW FIRM SORAINEN
& PARTNERS

Andrea August
AGENCY FOR INVESTMENTS
AND COMPETITIVENESS

Pavel Balbatunov

Lina Balbatunova
Rimgailė Baliūnaitė
NATIONAL COMMISSION FOR
ENERGY CONTROL AND PRICES

Petras Baltusevičius
DSV TRANSPORT UAB

Jomilė Baranauskaitė
VALIUNAS ELLEX

Donatas Baranauskas
VILNIUS MIESTO 14 - ASIS
NOTARU BIURAS

Kornelija Basijokiene
GLIMSTEDT

Vilius Bernatonis
TARK GRUNTE SUTKIENE

Andrius Bogdanovičius
JSC CREDITINFO LIETUVA

Ausra Brazauskiene
LAW FIRM ELLEX VALIUNAS
IR PARTNERIAI, MEMBER
OF LEX MUNDI

Alina Burlakova
LAW FIRM ELLEX VALIUNAS
IR PARTNERIAI, MEMBER
OF LEX MUNDI

Daiva Čekanavičienė
GLIMSTEDT

Robertas Čiočys
LAW FIRM ELLEX VALIUNAS
IR PARTNERIAI, MEMBER
OF LEX MUNDI

Justas Ciomanas
LITHUANIAN CHAMBER
OF NOTARIES

Giedre Dailidenaitė
PRIMUS ATTORNEYS-AT-LAW

Ignas Dargužas
LAW FIRM SORAINEN
& PARTNERS

Aurelija Daubaraitė
LAW FIRM SORAINEN
& PARTNERS

Asta Daudaitė
MINISTRY OF ECONOMY

Gintaras Daugela
BANK OF LITHUANIA

Giedre Domkute
AAA LAW

Artur Drapeko
LAW FIRM SORAINEN
& PARTNERS

Dalia Foigt
COBALT LEGAL

Reda Gabrilavičiūtė
MINISTRY OF JUSTICE

Aida Ganusauskaitė
LAW FIRM ELLEX VALIUNAS
IR PARTNERIAI, MEMBER
OF LEX MUNDI

Karolina Gasparke
BNT ATTORNEYS-AT-LAW

Yvonne Goldammer
BNT ATTORNEYS-AT-LAW

Živilė Golubėvė
NATIONAL COMMISSION FOR
ENERGY CONTROL AND PRICES

Joana Gramakovaite
PWC LITHUANIA

Dovilė Greblikiene
VALIUNAS ELLEX

Kostas Grigaitis
AAA LAW

Skomantas Grigas
D. ZABIELA, M. RINDINAS AND
S. GRIGAS LAW FIRM ZRG

Arturas Gutauskas
PRIMUS ATTORNEYS-AT-LAW

Frank Heemann
BNT ATTORNEYS-AT-LAW

Rokas Jankus
MOTIEKA & AUDZEVIČIUS

Ieva Kairytė
PWC LITHUANIA

Inga Karulaityte-Kvinauskiene
ECOVIS PROVENTUSLAW
LAW FIRM

Romualdas Kasperavičius
STATE ENTERPRISE
CENTRE OF REGISTERS

Milda Kaupelienė
MINISTRY OF ECONOMY

Jonas Kiauleikis
LAW FIRM SORAINEN
& PARTNERS

Laura Kirilevičiūtė
MINISTRY OF ECONOMY

Agnė Kisieliauskaitė
VALIUNAS ELLEX

Augustas Klezys
LAW FIRM SORAINEN
& PARTNERS

Tomas Kontautas
LAW FIRM SORAINEN
& PARTNERS

Dalius Kontrimavičius
NATIONAL COMMISSION FOR
ENERGY CONTROL AND PRICES

Ieva Krivickaitė
LAW FIRM SORAINEN
& PARTNERS

Gediminas Kuncėvicius
INTERMODAL
CONTAINER SERVICE

Egidijus Kundelis
PWC LITHUANIA

Lauras Lukosius
BALTIC FREIGHT SERVICES

Odeta Maksvytytė
PRIMUS ATTORNEYS-AT-LAW

Linus Margevicius
LEGAL BUREAU OF
LINAS MARGEVICIUS

Vilius Martišius
METIDA LAW FIRM
ZABOLIE AND PARTNERS

Laura Matukaityte
LAW FIRM SORAINEN
& PARTNERS

Jolita Meškelytė
MINISTRY OF JUSTICE

Tautginas Mickevicius
MINISTRY OF JUSTICE

Bronislovas Mikūta
STATE ENTERPRISE
CENTRE OF REGISTERS

Donata Montvydaitė
LAW FIRM ELLEX VALIUNAS
IR PARTNERIAI, MEMBER
OF LEX MUNDI

Nerijus Nedzinskis
PWC LITHUANIA

Michail Parchimovič
MOTIEKA & AUDZEVIČIUS

Algirdas Pekšys
LAW FIRM SORAINEN
& PARTNERS

Šarūnė Prankonytė
PRIMUS ATTORNEYS-AT-LAW

Justina Rakauskaitė
GLIMSTEDT

Marius Rindinas
D. ZABIELA, M. RINDINAS AND
S. GRIGAS LAW FIRM ZRG

Greta Roguckytė
TARK GRUNTE SUTKIENE

Vytautas Sabalys
LAW FIRM SORAINEN
& PARTNERS

Svajone Saltauskienė
VILNIUS CITY 29TH
NOTARY'S OFFICE

Simona Šarkauskaitė
D. ZABIELA, M. RINDINAS AND
S. GRIGAS LAW FIRM ZRG

Arvydas Sedekerskis
LITHUANIAN ELECTRIC
ENERGY ASSOCIATION

Aušra Sičiūnienė
VILNIUS CITY MUNICIPALITY

Donatas Šliora
TARK GRUNTE SUTKIENE

Agneska Stanulevic
PWC LITHUANIA

Gintarė Stonienė
GINTARE

Marius Stračkaitis
LITHUANIAN CHAMBER
OF NOTARIES

Ieva Tarailienė
STATE ENTERPRISE
CENTRE OF REGISTERS

Monika Tukačiauskaitė
LAW FIRM SORAINEN
& PARTNERS

Daiva Užinskaitė-Filonovienė
TARK GRUNTE SUTKIENE

Vygantas Vaitkus
NATIONAL COMMISSION FOR
ENERGY CONTROL AND PRICES

Vilija Vaitkutė Pavan
VALIUNAS ELLEX

Adrijus Vegys
BANK OF LITHUANIA

Agnietė Vencienė
LAW FIRM SORAINEN
& PARTNERS

Darius Zabiela
D. ZABIELA, M. RINDINAS AND
S. GRIGAS LAW FIRM ZRG

Ernesta Žiogienė
PRIMUS ATTORNEYS-AT-LAW

Povilas Žukauskas
LAW FIRM ELLEX VALIUNAS
IR PARTNERIAI, MEMBER
OF LEX MUNDI

Audrius Žybas
GLIMSTEDT

LUXEMBOURG

Tom Baumert
CHAMBER OF COMMERCE
OF THE GRAND-DUCHY
OF LUXEMBOURG

Louis Berns
ARENDE & MEDERNACH SA

Sébastien Binard
ARENDE & MEDERNACH SA

Eleonora Broman
LOYENS & LOEFF
LUXEMBOURG SARL

Christel Dumont
DENTONS

Catherine Dupont
PWC LUXEMBOURG

Gérard Eischen
CHAMBER OF COMMERCE
OF THE GRAND-DUCHY
OF LUXEMBOURG

Thomas Feider
ADMINISTRATION DE
L'ENREGISTREMENT ET
DES DOMAINES

Margherita Gentili
DENTONS

Peggy Goossens
PIERRE THIELEN AVOCATS

Andreas Heinzmann
GSK STOCKMANN + KOLLEGEN

Véronique Hoffeld
LOYENS & LOEFF
LUXEMBOURG SARL

Chantal Keereman
BONN & SCHMITT

François Kremer
ARENDE & MEDERNACH SA

Paul Lanois
LAWYER

Florence Lhyvernay
OPF PARTNERS

Tom Loesch
LAW FIRM LOESCH

Evelyn Lordong
ARENDE & MEDERNACH SA

Laurent Lucius
CHAMBER OF COMMERCE
OF THE GRAND-DUCHY
OF LUXEMBOURG

Hawa Mahamoud
GSK STOCKMANN + KOLLEGEN

Jeannot Medinger
CREOS LUXEMBOURG SA

Philipp Metzschke
ARENDE & MEDERNACH SA

Marco Peters
CREOS LUXEMBOURG SA

Wim Piot
PWC LUXEMBOURG

Elisa Ragazzoni
PAUL WURTH GEPROLUX SA

Judith Rajmakers
LOYENS & LOEFF
LUXEMBOURG SARL

Jean-Luc Schaus
DECKER BRAUN AVOCATS

Roger Schintgen
PAUL WURTH GEPROLUX SA

Phillipe Schmit
ARENDE & MEDERNACH SA

Alex Schmitt
BONN & SCHMITT

Valerio Scollo
GSK STOCKMANN + KOLLEGEN

Marielle Stevenot
MNKS LAW FIRM

Massimo Trifilio
PWC LUXEMBOURG

Davide Visin
PWC LUXEMBOURG

Candice Wiser
BONN & SCHMITT

MACEDONIA, FYR

Igor Aleksandrovski
APOSTOLSKA &
ALEKSANDROVSKI

Ljubinka Andonovska
CENTRAL REGISTRY OF THE
REPUBLIC OF MACEDONIA

Natasha Andreeva
NATIONAL BANK OF THE
REPUBLIC OF MACEDONIA

Zlatko Antevski
LAWYERS ANTEVSKI

Dina Apostolova
EMIL MIFTARI LAW OFFICE

Dina Apostolovska
EMIL MIFTARI LAW OFFICE

Maja Atanasova
GEORGI DIMITROV ATTORNEYS

Dragan Blažev
TIMELPROJECT ENGINEERING

Vladimir Bocevski
CAKMAKOVA ADVOCATES

Jela Boskovic Ognjanoska
LAWELL ATTORNEYS

Ljupco Cvetkovski
DDK ATTORNEYS-AT-LAW

Dragan Dameski
DDK ATTORNEYS-AT-LAW

Irene Dimitrievikj
CAKMAKOVA ADVOCATES

Elena Dimova
CAKMAKOVA ADVOCATES

Ana Georgievska
DIMA FORWARDERS

Dimche Georgievski
DIMA FORWARDERS

Bojan Gerovski
IKRP ROKAS & PARTNERS

Katarina Ginoska
GEORGI DIMITROV ATTORNEYS

Marijana Gjoreska
**CENTRAL REGISTRY OF THE
 REPUBLIC OF MACEDONIA**

Angelina Gogusevska
TITANIJA DOOEL – SKOPIE

Verica Hadzi
 Vasileva-Markovska
**AAG - ANALYSIS AND
 ADVISORY GROUP**

Ana Hadzieva-Angelovska
DDK ATTORNEYS-AT-LAW

Aleksandar Ickovski
 Maja Jakimovska
**THE LAW OFFICE OF
 MAJA JAKIMOVSKA**

Aneta Jovanoska Trajanovska
LAWYERS ANTEVSKI

Emilija Kelesoska Sholjakovska
DDK ATTORNEYS-AT-LAW

Risto Kitev
MEPOS OPERATIVA LTD.

Zlatko T. Kolevski
KOLEVSKI LAW OFFICE

Stanko Korunoski
**CENTRAL REGISTRY OF THE
 REPUBLIC OF MACEDONIA**

Vladimir Kostoski
**APOSTOLSKA &
 ALEKSANDROVSKI**

Andrea Lazarevska
GEORGI DIMITROV ATTORNEYS

Ivana Lekic
PWC MACEDONIA

Georgi Markov
PWC MACEDONIA

Emil Miftari
EMIL MIFTARI LAW OFFICE

Vlatko Mihailov
EMIL MIFTARI LAW OFFICE

Petra Mihajlovska
CAKMAKOVA ADVOCATES

Oliver Mirchevski
EVN MACEDONIA

Irena Mitkovska
LAWYERS ANTEVSKI

Biljana Mladenovska Dimitrova
LAWYERS ANTEVSKI

Martin Monevski
MONEVSKI LAW FIRM

Vojdan Monevski
MONEVSKI LAW FIRM

Svetlana Neceva
LAW OFFICE PEPELJUGOSKI

Ilija Nedelkoski
CAKMAKOVA ADVOCATES

Elena Nikodinovska
EMIL MIFTARI LAW OFFICE

Marina Nikoloska
CAKMAKOVA ADVOCATES

Martin Odzaklieski
**MINISTRY OF TRANSPORT
 AND COMMUNICATIONS**

Bojana Paneva
LAW FIRM TRPENOSKI

Aleksandar Penovski
LAW FIRM TRPENOSKI

Ana Pepeljugska
LAW OFFICE PEPELJUGOSKI

Valentin Pepeljugski
LAW OFFICE PEPELJUGOSKI

Iva Petrovska
CAKMAKOVA ADVOCATES

Andrea Popovski
**CENTRAL REGISTRY OF THE
 REPUBLIC OF MACEDONIA**

Sonja Risteska
ANALYTICA MK

Ljubica Ruben
MENS LEGIS LAW FIRM

Sasho Saltirovski
EVN MACEDONIA

Radovan Sanclic
LAW FIRM TRPENOSKI

Lidija Sarafimova-Danevska
**NATIONAL BANK OF THE
 REPUBLIC OF MACEDONIA**

Simonida
 Shosholceva-Giannitsakis
IKRP ROKAS & PARTNERS

Djino Skrijelj
VICTORIA SPED D.O.O. SKOPIE

Sonja Stojcevska
CAKMAKOVA ADVOCATES

Blagoj Stojevski
EVN MACEDONIA

Ana Stojilovska
ANALYTICA MK

Dragica Tasevska
**NATIONAL BANK OF THE
 REPUBLIC OF MACEDONIA**

Paul Tobin
PWC BULGARIA

Elena Todorovska
LAWELL ATTORNEYS

Toni Trajanov
**MACEDONIAN CREDIT
 BUREAU AD SKOPIE**

Dragan Trajkovski
ELTEK

Svetlana Trendova
**APOSTOLSKA &
 ALEKSANDROVSKI**

Stefan Trost
EVN MACEDONIA

Natasha Trpenoska
**TRENCHESKA
 LAW FIRM TRPENOSKI**

Slavce Trpeski
**AGENCY FOR REAL
 ESTATE CADASTRE**

Vladimir Vasilevski
BETASPED D.O.O.

Ivana Velkovska
PWC MACEDONIA

Tome Velkovski
**AAG - ANALYSIS AND
 ADVISORY GROUP**

Sladjana Zafirova
**TIVA-AS D.O.O.E.L. -
 VALANDOVO**

Dragisa Zlatkovski
SISKON LTD.

MADAGASCAR

JOHN W. FOOKS & CO.

Natacha Adrianjakamanarivo
CABINET MAZARS FIVOARANA

Liva Harisoa Andriamahady
MADAGASCAR LAW OFFICES

Laura Andriamanjato
SMR & HR ASSOCIATES SA

Eric Robson Andriamihaja
**ECONOMIC DEVELOPMENT
 BOARD OF MADAGASCAR**

Tsiry Andriamisamanana

Aimée Andrianasolo
**OFFICE DE REGULATION
 ÉLECTRICITÉ (ORE)**

Lalaina Andrianina Rakotonaivo
LEXEL JURIDIQUE & FISCAL

Andry Andriantsilavo
**OFFICE DE REGULATION
 ÉLECTRICITÉ (ORE)**

Cedric Catheline
BUREAU DE LIAISON SGS

Frédéric Christophe Ranjatoely
LEXEL JURIDIQUE & FISCAL

Eric Diore De Perigny
S.E.A.L.

Yves Duchateau
**BOLLORE AFRICA LOGISTICS
 MADAGASCAR**

Raphaël Jakoba
**MADAGASCAR CONSEIL
 INTERNATIONAL**

Hanna Keyserlingk
CABINET HK JURIFISC

Jody Pruvot
CABINET HK JURIFISC

Pascaline R. Rabearisoa
DELTA AUDIT DELOITTE

Mirado Ambininjara
 Rabearintsoa
MADAGASCAR LAW OFFICES

Rija Rabeharisoa
CABINET MAZARS FIVOARANA

Ketakandriana Rabemananjara
**OFFICE DE REGULATION
 ÉLECTRICITÉ (ORE)**

Sahondra Rabenarivo
MADAGASCAR LAW OFFICES

Jeannot Julien Padoue
 Rafanomezana
**ETUDE DE ME JEANNOT
 RAFANOMEZANA**

Tahina Rajaona
MADAGASCAR LAW OFFICES

Pierrette Rajaonarisoa
**BOLLORE AFRICA LOGISTICS
 MADAGASCAR**

Jean Sylvio Rajaonson
ETUDE ME. RAJAONSON

Fetrahanta Sylviane
 Rakotomanana
**PRICEWATERHOUSECOOPERS
 TAX & LEGAL MADAGASCAR -
 PWC MADAGASCAR**

Corinne Holy Rakotoniana
**PRICEWATERHOUSECOOPERS
 TAX & LEGAL MADAGASCAR -
 PWC MADAGASCAR**

Hery Rakotonindrainy
**OFFICE DE REGULATION
 ÉLECTRICITÉ (ORE)**

Fidèle Armand Rakotonirina
CABINET MAZARS FIVOARANA

Harotsilavo Rakotoson
SMR & HR ASSOCIATES SA

Lanto Tiana Ralison
**PRICEWATERHOUSECOOPERS
 TAX & LEGAL MADAGASCAR -
 PWC MADAGASCAR**

Handry Orlando Ramanarivo
ARTCHIC MADAGASCAR

Andriamahafaly Ramanantsoa
**MINISTÈRE DE L'EQUIPEMENT,
 DES PROJETS PRÉSIDENTIELS
 ET DE L'AMÉNAGEMENT
 DU TERRITOIRE**

Aviva Ramanitra
LEXEL JURIDIQUE & FISCAL

Roland Ramarijaona
DELTA AUDIT DELOITTE

Laingo Ramarimbahoaka
**MADAGASCAR CONSEIL
 INTERNATIONAL**

Tsiry Ramiadanarivelo

William Randrianarivelo
**PRICEWATERHOUSECOOPERS
 TAX & LEGAL MADAGASCAR -
 PWC MADAGASCAR**

Felanasoa Randrianjafy
MINISTÈRE DE LA JUSTICE

Oméga Rasetanarimalala
**MINISTÈRE DE L'EQUIPEMENT,
 DES PROJETS PRÉSIDENTIELS
 ET DE L'AMÉNAGEMENT
 DU TERRITOIRE**

Sylvia Rasoarilala
**BANKY FOIBEN'I
 MADAGASIKARA / BANQUE
 CENTRALE DE MADAGASCAR**

Sahondra Rasoarisoa
DELTA AUDIT DELOITTE

Henintsoa Ratiarison
MADAGASCAR LAW OFFICES

Michael Ratrimo
**MADAGASCAR INTERNATIONAL
 CONTAINER TERMINAL
 SERVICES LTD.**

Mahery Ratsimandresy
PRIME LEX

Rotsy Ratsimarison
**MADAGASCAR CONSEIL
 INTERNATIONAL**

Théodore Raveloarison
**JARY - BUREAU D'ÉTUDES
 ARCHITECTURE INGÉNIERIE**

Princy Raveloharison
**PRICEWATERHOUSECOOPERS
 TAX & LEGAL MADAGASCAR -
 PWC MADAGASCAR**

Andriamisa Ravelomanana
**PRICEWATERHOUSECOOPERS
 TAX & LEGAL MADAGASCAR -
 PWC MADAGASCAR**

Landy Raveloson
CABINET HK JURIFISC

Jean Marcel Razafimahenina
DELTA AUDIT DELOITTE

Chantal Razafinarivo
CABINET RAZAFINARIVO

Parson Harivel Razafindrainibe
**ETUDE RAZAFINDRAINIBE
 / RAVOAJANAHARY**

Lisiniaina Razafindrakoto
BUREAU DE LIAISON SGS

Olivier Ribot
LEXEL JURIDIQUE & FISCAL

Louis Sagot
**CABINET D'AVOCAT
 LOUIS SAGOT**

MALAWI

Everson Bandawe
**ALLIANCE FREIGHT
 SERVICES LIMITED**

Andrew Chimpololo
**UNIVERSITY OF MALAWI
 (POLYTECHNIC COLLEGE)**

Runcaim Chimwala
**CONTINENTAL FREIGHT
 AGENCY LIMITED**

Richard Chinawa
OCEAN AIR FREIGHT SERVICES

Ricky Chingota
SAVIANI & CO.

Maryann Chitseko
EY

Gautoni D. Kainja
KAINJA & DZONZI

Innocent Kalua
D&A ATTORNEYS

Griffin Kamanga
SPINE CARGO CO.

Cyprian Kambili

Dannie J. Kamwaza
**KAMWAZA DESIGN
 PARTNERSHIP**

Frank Edgar Kapanda
SUPREME COURT OF APPEAL

Alfred Kaponda
ESCOM

Mavbuto Kasote
**KAMWAZA DESIGN
 PARTNERSHIP**

Alfred Majamanda
**MBENDERA & NKHONO
 ASSOCIATES**

James Masumbu
TEMBENU, MASUMBU & CO.

Noel Misanjo
SAVIANI & CO.

Vyamala Aggriel Moyo
PWC MALAWI

Misheck Msiska
EY

Arthur Alick Msowoya
WILSON & MORGAN

Charles Mvula
**DUMA ELECTRICS LTD. -
 CONTROL SYSTEMS AND
 ENERGY MANAGEMENT**

Matthews Mwandzangati
BLANTYRE CITY COUNCIL

Mtchuka Mwale
NICHOLLS & BROOKES

Patricia Mwase
**CREDIT DATA CREDIT
 REFERENCE BUREAU LTD.**

Yusuf Nthenda
**CHIDOTHE, CHIDOTHE
 & COMPANY**

Grant Nyirongo
ELEMECH DESIGNS

Reena Purshtam
Donns Shawa
RD CONSULTANTS

MALAYSIA

BANK NEGARA MALAYSIA
BURSA MALAYSIA

INLAND REVENUE BOARD
OF MALAYSIA

PLATINUM TAX
CONSULTANTS SDN BHD

WORLDGATE EXPRESS
SERVICES SDN BHD

Aniza Abd Manaf
CREDIT BUREAU
MALAYSIA SDN BHD

Azura Abd Rahman
LAND & MINES OFFICE

Nor Azimah Abdul Aziz
COMPANIES COMMISSION

Idayu Abdul Rahim
COMPANIES COMMISSION

Sonia Abraham
AZMAN, DAVIDSON & CO.

Wilfred Abraham
ZUL RAFIQUE & PARTNERS,
ADVOCATE & SOLICITORS

Wan Nur Ain Nabilah
AZMI & ASSOCIATES

Muhammad Arif Harinder
TITIMAS LOGISTICS SDN BHD

Nur Sajati Binti Asan
Mohamed
AZMI & ASSOCIATES

Wan Amir Azlan
AZMI & ASSOCIATES

Shamsuddin Bardan
MALAYSIAN EMPLOYERS
FEDERATION

Mohd Nawawi bin Hj Said
Abdullah
TENAGA NASIONAL BERHAD

Ahmad Fuad bin Md Kasim
TENAGA NASIONAL BERHAD

Che Adnan Bin Mohamad
NADI CONSULT ERA SDN BHD

Tahir bin Mohd Deni
TENAGA NASIONAL BERHAD

YM Tengku Rohana Binti
Tengku Nawawi
LAND & MINES OFFICE

KC Chan
FREIGHT TRANSPORT
NETWORK SDN BHD

Hong Yun Chang
TAY & PARTNERS

Lee Cheng Keat
PERUNDING MEKTRIK SDN BHD

Chow Keng Chin
INDRA GANDHI & CO.

Eric Chin
CTOS DATA SYSTEMS SDN BHD

Jacky Choi
JEFF LEONG, POON & WONG

Jack Chor
CHRISTOPHER LEE & CO.

Melinda Marie D'Angelus
AZMI & ASSOCIATES

Ruzaida Daud
ENERGY COMMISSION

Indra Gandhi
INDRA GANDHI & CO.

Puan Morhaniza Hamir
MALAYSIA PRODUCTIVITY
CORPORATION

Khalid Hashim
AZMI & ASSOCIATES

Noor Hassan
MALAYSIA PRODUCTIVITY
CORPORATION

Andrew Heng
FERRIER HODGSON
MH SDN BHD

Abdul Hafiz Bin Hidzir
USHAMAS FORWARDING
(M) SDN BHD

Wong Hin Loong
AZMAN, DAVIDSON & CO.

Ang Seng Hing
USHAMAS FORWARDING
(M) SDN BHD

Wei En Hoong
TAY & PARTNERS

Mohamad Ali Abdul Husain
NORTH PORT (MALAYSIA) BHD

Dato' Dr. Sallehudin Ishak
LAND & MINES OFFICE

Kumarakuru Jai
FERRIER HODGSON
MH SDN BHD

Abdul Azis Japri
TENAGA NASIONAL BERHAD

Norhaiza Jemon
COMPANIES COMMISSION

Manfred Tee Jeok Renn
SHEARN DELAMORE & CO.

Jamielyn Jimmy
JEFF LEONG, POON & WONG

Dato' Dr. Ir. Andy K. H. Seo

Komathi P. Karuppanan
AZMI & ASSOCIATES

Amos Kok
JEFF LEONG, POON & WONG

LOH Kok Leong
RUSSELL BEDFORD LC
& COMPANY - MEMBER
OF RUSSELL BEDFORD
INTERNATIONAL

Christopher Lee
CHRISTOPHER LEE & CO.

Cing-Cing Lee
AZMI & ASSOCIATES

Richard Lee
JEFF LEONG, POON & WONG

Seen Yin Lee
JEFF LEONG, POON & WONG

Jeff Leong
JEFF LEONG, POON & WONG

Alex Lian
JEFF LEONG, POON & WONG

Koon Huan Lim
SKRINE, MEMBER
OF LEX MUNDI

San Peen Lim
PWC MALAYSIA

Lim Litt
FERRIER HODGSON
MH SDN BHD

Kin Sin Low
JEFF LEONG, POON & WONG

Ahmad Lutfi Abdull Mutalip
AZMI & ASSOCIATES

Ir. Bashir Ahamed Maideen
NADI CONSULT ERA SDN BHD

John Matthew
CHRISTOPHER LEE & CO.

Khairon Niza Md Akhir
COMPANIES COMMISSION

Arvind Menon
RANHILL BERSEKUTU SDN BHD

Haslana Mohamad
TENAGA NASIONAL BERHAD

Hanani Hayati Mohd Adnan
AZMI & ASSOCIATES

Azmi Mohd Ali
AZMI & ASSOCIATES

Nik Mohd Fadhil Bin Salleh
FIRE AND RESCUE DEPARTMENT
OF KUALA LUMPUR

Muzzamir Mohd Mydin
AZMI & ASSOCIATES

Zuhaidi Mohd Shahari
AZMI & ASSOCIATES

Rohaizad Mohd Yusof
NORTH PORT (MALAYSIA) BHD

Mohd Yusoff Mokhzani Aris
MALAYSIA PRODUCTIVITY
CORPORATION

Marina Nathan
COMPANIES COMMISSION

Swee Kee Ng
SHEARN DELAMORE & CO.

Noor Wahida Noordin
MINISTRY OF INTERNATIONAL
TRADE AND INDUSTRY

Allison Ong
AZMAN, DAVIDSON & CO.

Hock An Ong
BDO

Tamilmaran A/L Palaniappan
NORTH PORT (MALAYSIA) BHD

Kim Yong Pang
FERRIER HODGSON
MH SDN BHD

Tan Kar Peng
KAMARUDDIN WEE & CO.
ADVOCATES & SOLICITORS

Aurobindo Ponniah
PWC MALAYSIA

Aminah Bt Abd Rahman
MINISTRY OF URBAN
WELLBEING, HOUSING AND
LOCAL GOVERNMENT

Ahmad Ridha Abdul Razak
ABRAZ ARCHITECTS

Muzawipah Bt Md. Salim
TENAGA NASIONAL BERHAD

Sugumar Saminathan
MALAYSIA PRODUCTIVITY
CORPORATION

Victor Saw Seng Kee
PRICEWATERHOUSECOOPERS
ADVISORY SERVICES SDN BHD

Zamzuri Selamat
SYARIKAT BEKALAN AIR
SELANGOR SDN BHD (SYABAS)

Fiona Sequerah
CHRISTOPHER LEE & CO.

Jagdev Singh
PWC MALAYSIA

Adeline Thor Sue Lyn
RUSSELL BEDFORD LC
& COMPANY - MEMBER
OF RUSSELL BEDFORD
INTERNATIONAL

Muhendaran Suppiah
MUHENDARAN SRI

Esther Tan
ZUL RAFIQUE & PARTNERS,
ADVOCATE & SOLICITORS

Shu Shuen Tan
ZUL RAFIQUE & PARTNERS,
ADVOCATE & SOLICITORS

Raphael Tay
CHOOI & COMPANY

Hemant Thakore
RANHILL BERSEKUTU SDN BHD

Kenneth Tiong
THE ASSOCIATED CHINESE
CHAMBERS OF COMMERCE
AND INDUSTRY OF
MALAYSIA (ACCCIM)

Vijayakumar Varutharaju
TENAGA NASIONAL BERHAD

Siti Wahida Binti Sheikh
Hussien
CREDIT BUREAU
MALAYSIA SDN BHD

Anne Wai Yee Wong
JEFF LEONG, POON & WONG

Wan Rosmawati Wan Ibrahim
MALAYAN BANKING BERHAD

Chee Lin Wong
SKRINE, MEMBER
OF LEX MUNDI

Keat Ching Wong
ZUL RAFIQUE & PARTNERS,
ADVOCATE & SOLICITORS

Yeoh Keng Yao
TITIMAS LOGISTICS SDN BHD

Khairani M. Yusof
MALAYSIA PRODUCTIVITY
CORPORATION

MALDIVES

AVANT-GARDE LAWYERS

BANK OF MALDIVES PLC

Samih Adam
MALDIVES MONETARY
AUTHORITY

Junaina Ahmed
SHAH, HUSSAIN & CO.
BARRISTERS & ATTORNEYS

Mohamed Ahsan
ARCHENG STUDIO

Mohamed Shahdy Anwar
SUOOD ANWAR & CO. -
ATTORNEYS-AT-LAW

Jatindra Bhattaraj
PWC MALDIVES

Asma Chan-Rahim
SHAH, HUSSAIN & CO.
BARRISTERS & ATTORNEYS

Fazleena Fakir
MALDIVES MONETARY
AUTHORITY

Aishath Haifa
SHAH, HUSSAIN & CO.
BARRISTERS & ATTORNEYS

Mohamed Hameed
ANTRAC HOLDING PVT. LTD.

Ameelia Hussain
MALDIVES MONETARY
AUTHORITY

Abdul Rasheed Ibrahim
CUSTOMS SERVICE

Ishan Ibrahim
ASIA FORWARDING PVT. LTD.

Yameen Ibrahim
SUOOD ANWAR & CO. -
ATTORNEYS-AT-LAW

Savithri Karunaradne
EY

Prasanta Misra
PWC MALDIVES

Mohamed Munawar
MUNAVVAR & ASSOCIATES
LAW FIRM

Ahmed Murad
MAZLAN & MURAD
LAW ASSOCIATES

Ismail Nashid
MALDIVES CUSTOMS SERVICE

Hassan Raaf Mohamed
MALDIVES MONETARY
AUTHORITY

Sulakshan Ramanan
EY

Sumeera Rodrigo
EY

Ahmed Saif
STELCO

Shuaib M. Shah
SHAH, HUSSAIN & CO.
BARRISTERS & ATTORNEYS

Mizna Shareef
SHAH, HUSSAIN & CO.
BARRISTERS & ATTORNEYS

Manal Shihab
SUOOD ANWAR & CO. -
ATTORNEYS-AT-LAW

Fathimath Sodhaf
MALDIVES CUSTOMS SERVICE

Sumudu Wijesundara
EY

Lubna Zahir Hussain
THE LAW COMMISSION
OF THE MALDIVES

MALI

BCEAO

CREDITINFO VOLO

Assadeck Allasane
DIRECTION GÉNÉRALE
DES DOUANES

Oumar Bane
JURIFIS CONSULT

Mariam Bocoum
MATRANS

Mahamane I. Cisse
CABINET LEXIS CONSEILS

Boubacar Coulibaly
MATRANS

Sekou Dembele
ETUDE MAÎTRE
SEKOU DEMBELE

Fatoumata D. Diarra
AFRICAN LEGAL & TAX
MALI (ALT-MALI)

Mamadou Diarra
CABINET JURI-PARTNER

Mariama Doumbia
MATRANS

Abdoulaye Fofana
MATRANS

Baba Haidara
ETUDE GAOUSSOU HAIDARA

Gaoussou Haidara
ETUDE GAOUSSOU HAIDARA

Mamadou Ismaïla Konate
JURIFIS CONSULT

Abdoul Karim Samba Timbo
Konaté
AGENCE D'ARCHITECTURE
CADET

Gaoussou A.G. Konaté
AGENCE D'ARCHITECTURE
CADET

Mohamadi Magassa
ICON SARL

Celestin Maiga
SYTRAM

Bérenger Y. Meuke
JURIFIS CONSULT

Claudia Randrianavory
JOHN W. FOOKS & CO.

Bourema Sagara
JURIFIS CONSULT

Alassane T. Sangaré
NOTARY

Oumar Sanogo
DIRECTION DE L'INSPECTION
DU TRAVAIL

Djibril Semega
CABINET SEAG CONSEIL

Mamadou Moustapha Sow
CABINET SOW & ASSOCIES

Boubacar Thiam
ASSOCIATION
PROFESSIONNELLE DES
BANQUES ET ETABLISSEMENT
FINANCIERS DU MALI

Abdoulaye Toure
CELLULE TECHNIQUE
DES REFORMES ET DU
CLIMAT DES AFFAIRES

Moctar Toure
COMMISSION DE REGULATION
DE L'ELECTRICITE ET DE L'EAU

Imirane A. Touré
DIRECTION NATIONALE DE
L'URBANISME ET DE L'HABITAT

Lasseni Touré
ETUDE GAOUSSOU HAIDARA

Alassane Traoré
ICON SARL

MALTA

CENTRAL BANK OF MALTA

Shawn Agius
INLAND REVENUE DEPARTMENT

Matthew Attard
GANADO ADVOCATES

Nicole Attard
GVZH ADVOCATES

Mark Attard Montalto
MINISTRY OF JUSTICE

Anthony Azzopardi
DEPARTMENT OF INDUSTRIAL
AND EMPLOYMENT RELATIONS

Kevan Azzopardi
MALTA FINANCIAL SERVICES
AUTHORITY (MFSA)

Leonard Bonello
GANADO ADVOCATES

Amanda Bonnci
GVZH ADVOCATES

Christopher Borg
ENEMALTA PLC

Kris Borg
DR. KRIS BORG &
ASSOCIATES - ADVOCATES

Mario Raymond Borg
INLAND REVENUE DEPARTMENT

Martina Borg Steven
GVZH ADVOCATES

Karl Briffa
GVZH ADVOCATES

Josianne Brimmer
FENECH & FENECH ADVOCATES

Joseph Buhagiar
MALTA ENTERPRISE

Jeanelle Cachia
GVZH ADVOCATES

Katia Cachia
GVZH ADVOCATES

Simon Camilleri
CREDITINFO

Joseph Caruana
MALTA FINANCIAL SERVICES
AUTHORITY (MFSA)

Laragh Cassar
CAMILLERI CASSAR
ADVOCATES

Kyle DeBattista
CAMILLERI PREZIOSI

David Felice
ARCHITECTURE PROJECT

Neville Gatt
PWC MALTA

Steve Gingell
PWC MALTA

Sandro Grech
SG MALTA LIMITED -
CORRESPONDENT OF RUSSELL
BEDFORD INTERNATIONAL

Karl Grech Orr
GANADO ADVOCATES

Roberta Gulic Hammett
PWC MALTA

Kurt Hyzler
GVZH ADVOCATES

Consuelo Marzi
GANADO ADVOCATES

Michael Mifsud
IDENTITY MALTA AGENCY

Henri Mizzi
CAMILLERI PREZIOSI

John Paris
CREDITINFO

Jonathan Scerri
ENEMALTA PLC

Jude Schembri
PWC MALTA

Ian Stafrace
IAN STAFRACE LEGAL

Pierre Theuma
MALTA ENTERPRISE

Dimitris Tsoukalas
W.J. PARNIS ENGLAND

Andrei Vella
CAMILLERI PREZIOSI

Luca Vella
GVZH ADVOCATES

Simone Vella Lenicker
ARCHITECTURE PROJECT

Quentin Zahra
EUROFREIGHT

Andrew J. Zammit
GVZH ADVOCATES

MARSHALL ISLANDS

BANK OF MARSHALL ISLANDS

MARSHALLS ENERGY
COMPANY

Helkena Anni
MARSHALL ISLANDS REGISTRY

Kenneth Barden
ATTORNEY-AT-LAW

Tune Carlos
PACIFIC INTERNATIONAL, INC.

Raquel De Leon
MARSHALL ISLANDS SOCIAL
SECURITY ADMINISTRATION

Kenneth Gideon
PII SHIPPING

Avelino R. Gimao Jr.
MARSHALL ISLANDS SOCIAL
SECURITY ADMINISTRATION

Richard W. Hamlin
OKNEY & HAMLIN

Don Hess
COLLEGE OF THE
MARSHALL ISLANDS

Jerry Kramer
PACIFIC INTERNATIONAL, INC.

Lani Milne
ENVIRONMENTAL PROTECTION
AGENCY - MARSHALL ISLANDS

Philip A. Okney
LAW OFFICE OF
PHILIP A. OKNEY

Steve Philip
CHAMBER OF COMMERCE

Dennis James Reeder
REEDER & SIMPSON

Michael Slinger
CHAMBER OF COMMERCE

David M. Strauss
ATTORNEY-AT-LAW

MAURITANIA

Mohamed Abdallah Bellil

Wane Abdelaziz
CHAMBRE DE COMMERCE,
D'INDUSTRIE ET D'AGRICULTURE
DE MAURITANIE

Sid'Ahmed Abeidna
SOGECO MAURITANIA

Jemal Abde Nasser Ahmed
DIRECTION GÉNÉRALE
DES DOUANES

Kane Aly
GUICHET UNIQUE MAURITANIA

Mohamed Lemine Ould Babiye
BANQUE CENTRALE
DE MAURITANIE

Dieng Adama Boubou
BANQUE CENTRALE
DE MAURITANIE

Mohamed Marouf Bousbe

Moulaye Ahmed Boussabou
BANQUE CENTRALE
DE MAURITANIE

Mohamed Cheikh Abdallah
AFACOR - AUDIT FINANCE
ASSISTANCE COMPTABLE
ORGANISATION SARL

Brahim Ebety

Moulaye El Hassen Kamara
SOCERE LAMBERT SOMECA
MAURITANIE (SLSM)

Fadel Elaoune
MINISTÈRE DES AFFAIRES
ECONOMIQUES ET DU
DÉVELOPPEMENT

Boumiya Hamoud

Cheikhany Jules
CHEIKHANY JULES LAW OFFICE

Oumar Sada Kelly
ASSURIM CONSULTING

Mohamed Koum Maloum
BETEM INGENIERIES DE
L'ENERGIE ET DE L'EAU

Mohamed Lemine O/Bah

Mohamed Lemine Selmane
MINISTÈRE DES AFFAIRES
ECONOMIQUES ET DU
DÉVELOPPEMENT

Mohamed Salem Mah
TRIBUNAL DE COMMERCE
DE NOUAKCHOTT

Moustapha Maouloud
GUICHET UNIQUE MAURITANIA

Bah Elbar M'beirik
CHAMBRE COMMERCIALE
AUPRÈS DE LA COUR
D'APPEL DE NOUAKCHOTT

Abdou M'Bodj

Ould Med Yahya
DIRECTION GÉNÉRALE
DES DOMAINES ET DU
PATRIMOINE DE L'ÉTAT

Mazar Mohamed Mahmoud
Hmettou
SOCIÉTÉ MAURITANIENNE
D'ELECTRICITÉ (SOMELEC)

Ahmed Salem Mohamed Vall
DIRECTION GÉNÉRALE
DES IMPÔTS

Layti Ndiaye
SOGECO MAURITANIA

Mine Ould Abdoullah
CABINET D'AVOCAT
OULD ABDOULLAH

Ishagh Ould Ahmed Miské
CABINET ISHAGH MISKE

Moustapha Ould Bilal
TRIBUNAL DE COMMERCE
DE NOUAKCHOTT

M'Hamed Ould Bouboutt
MINISTÈRE DES AFFAIRES
ECONOMIQUES ET DU
DÉVELOPPEMENT

Abdellahi Ould Charrouck
ATELIER ARCHITECTURE
ET DESIGN

Hassena Ould Ely
PORT AUTONOME DE
NOUAKCHOTT

Ahmed Ould Radhi
BANQUE CENTRALE
DE MAURITANIE

Haimoud Ould Ramdan
MINISTÈRE DE LA JUSTICE

Mohamed Elmokhtar Roueiha
BUREAU CAUPID

Aliou Sall
ETUDE ME ALIOU
SALL & ASSOCIÉS

Sophie Teffahi
PORT AUTONOME DE
NOUAKCHOTT

Mohamed Yarguett
MINISTÈRE DU PÉTROLE, DE
L'ÉNERGIE ET DES MINES

MAURITIUS

SUPREME COURT

Daygarasen Amoomoogum
MAURITIUS CHAMBER OF
COMMERCE AND INDUSTRY

Wasoudeo Balloo
KPMG

Keshav Beeharry
MCB GROUP LIMITED

Khoushwant Bheem Singh
NOTARY

Valerie Bisasur
BLC CHAMBERS

Urmila Boolell
BANYMANDHUB
BOOLELL CHAMBERS

Satyajit Bundhoo
BANYMANDHUB
BOOLELL CHAMBERS

Adele Catherine
ENSAFRICA (MAURITIUS)

Bernard Chan Sing
MAURITIUS NETWORK
SERVICES LTD.

D.P. Chinien
REGISTRAR OF COMPANIES
AND BUSINESSES,
CORPORATE AND BUSINESS
REGISTRATION DEPARTMENT

Stephanie Chong Mei Lin
Ah Tow
MCB GROUP LIMITED

Jenifer Chung
PWC MAURITIUS

Jessen Coolen
MCB GROUP LIMITED

Asmaa Coowar
PWC MAURITIUS

Amritraj Dassyne
CHAMBERS OF NOTARIES
OF MAURITIUS

Veda Dawoonauth
EVERSHEDS SUTHERLAND
(MAURITIUS)

Martine de Fleuriot de la
Colinière
ENSAFRICA (MAURITIUS)

A. Delbar
CUSTOMS HOUSE
BROKERS ASSOCIATION

Carolyn Desvaux de Marigny
ENSAFRICA (MAURITIUS)

Shalinee Dreepaul-Halkhoree
JURISTCONSULT CHAMBERS

Amil Emandin
ASSOCIATION
PROFESSIONNELLE DES
TRANSITAIRES

Yannick Fok
EVERSHEDS SUTHERLAND
(MAURITIUS)

J. Gilbert Gnany
MCB GROUP LIMITED

Tilotma Gobin Jhurry
BANK OF MAURITIUS

Chavi Gonpot
BLC CHAMBERS

Yandraduth Googoolye
BANK OF MAURITIUS

Moorari Gujadhur
MADUN GUJADHUR
CHAMBERS

Gopaul Gupta
VELOGIC LTD.

Arvin Halkhoree
JURISTCONSULT CHAMBERS

Arzeenah Hassunally
PWC MAURITIUS

Rubishwur Hemoo
MINISTRY OF LOCAL
GOVERNMENT AND
OUTER ISLANDS

Nooreena Hosany
MINISTRY OF LOCAL
GOVERNMENT AND
OUTER ISLANDS

Deoyani Hurrynag
REGISTRAR GENERAL

Navin Jowaheer
WASTEWATER MANAGEMENT
AUTHORITY

Nishi Kichenin
JURISTAX

Thierry Koenig
ENSAFRICA (MAURITIUS)

Anthony Leung Shing
PWC MAURITIUS

Jayram Luximon
CENTRAL ELECTRICITY BOARD

Malcolm Moller
APPLEBY

Bala Moonsamy
CMT INTERNATIONAL LTD.

Ramdas Mootanah
ARCHITECTURE & DESIGN LTD.

Manisha Mootocurpen
BANYMANDHUB
BOOLELL CHAMBERS

Ashwin Mudhoo
JURISTCONSULT CHAMBERS

Loganayagan Munian
ARTISCO INTERNATIONAL

Khemila Narraido
JURISTCONSULT CHAMBERS

Nicholas Ng
EVERSHEDS SUTHERLAND
(MAURITIUS)

Daniel Ng Cheong Hin
MAURITIUS CARGO
COMMUNITY SERVICES LTD.

Stéphanie Odayen
JURISTCONSULT CHAMBERS

Nawsheen Ozeer
BOARD OF INVESTMENT
(MAURITIUS)

Cristelle Parsooramen
BANYMANDHUB
BOOLELL CHAMBERS

Elsie Rasolohery Pascal
ENSAFRICA (MAURITIUS)

Hasanali Pirbhai
MADUN GUADHUR
CHAMBERS

Varuna Punchoo
NOTARY

Iqbal Rajahbalee
BLC CHAMBERS

Lilowtee Rajmun
MAURITIUS EXPORT
ASSOCIATION

Vivekanand Ramburun
CUSTOMS AND EXCISE
DEPARTMENT

Dhanraj Ramdin
MAURITIUS REVENUE
AUTHORITY

Jayshen Rammah
MERITS CONSULTING
ENGINEERS LTD.

Annabelle Ribet
JURISTCONSULT CHAMBERS

Nicolas Richard
JURISTCONSULT CHAMBERS

André Robert
BLC ROBERT & ASSOCIATES

Purmessur Sarwansingh
MINISTRY OF LOCAL
GOVERNMENT AND
OUTER ISLANDS

Hurrydeo Seebchurrun
CENTRAL ELECTRICITY BOARD

Geetanjali Seewoosurrun
CENTRAL ELECTRICITY BOARD

Gilbert Seeyave
BDO FINANCIAL SERVICES LTD.

Steven Sarangavany Sengayen
STEVEN & ASSOCIATES
LAW FIRM

Bhavish Sewraz
JURISTCONSULT CHAMBERS

Devianttee Sobarun
REGISTRAR GENERAL

Menzie Sunglee
CENTRAL ELECTRICITY BOARD

Dhanesswurnath Vikash
Thakoor
BANK OF MAURITIUS

Muhammad R.C. Uteem
UTEEM CHAMBERS

Amy Vaulbert de Chantilly
JURISTCONSULT CHAMBERS

Nashenta Vuddamalay Zindel
ENSAFRICA (MAURITIUS)

Bobby Yerkiah
KPMG

MEXICO

COMISIÓN REGULADORA
DE ENERGÍA

INSTITUTO REGISTRAL Y
CATASTRAL DEL ESTADO
DE NUEVO LEÓN

NOTARÍA PÚBLICA 62

SECRETARIAT OF LABOUR
AND SOCIAL WELFARE

Andrea Melissa Alanis Ochoa
PENA MOURET ABOGADOS SC

Jaime Alejandro Gutiérrez Vidal
INSTITUTO FEDERAL
DE ESPECIALISTAS DE
CONCURSOS MERCANTILES

Federico Alvarez Gonzalez
WHITE & CASE SC

Miguel Andrade Gómez
ASOCIACIÓN MEXICANA
DE AGENTES

Lesly Arellano
RIVADENEYRA, TREVINO
& DE CAMPO SC

Francisco Samuel Arias
González
NOTARY PUBLIC 28

Francisco Javier Arias Vazquez
MINISTRY OF FINANCE

José Alejandro Astorga Hilbert
INSTITUTO FEDERAL
DE ESPECIALISTAS DE
CONCURSOS MERCANTILES

Rodrigo Avendano
WHITE & CASE SC

Maria Paulina
Avendaño Verdusco
GOODRICH, RIQUELME
Y ASOCIADOS

Alberto Avila
FEDERATION OF
INTERAMERICAN
CONSTRUCTION
INDUSTRY (FIIC)

Elsa Regina Ayala Gómez
SECRETARÍA DE ECONOMÍA,
DIRECCIÓN GENERAL
DE NORMATIVIDAD
MERCANTIL (RUG)

Alfonso Azcona Anaya
ZITYMERKA SA DE CV

Vanessa Barajas
HUB LOGISTICS MEXICO

Jorge Barrero Stahl
SANTAMARINA Y STETA SC

Rodrigo Barros
MINISTRY OF FINANCE

Hernando Becerra de Cima
GONZALEZ CALVILLO SC

Luis Horacio Bortoni Vazquez
SECRETARIA DE DESARROLLO
URBANO (SEDUE) -
SECRETARIAT FOR URBAN
DEVELOPMENT AND ECOLOGY

Andrea Burgos Harfush
CREEL, GARCÍA-CUÉLLAR,
AIZA Y ENRIQUEZ SC

Gilberto Calderon
GALAZ, YAMAZAKI, RUIZ
UROQUISA SC, MEMBER
OF DELOITTE TOUCHE
TOHMATSU LIMITED

Adrian Martin Camacho
Fernandez
COMISIÓN FEDERAL
DE ELECTRICIDAD

Enrique Camarena Dominguez
MAQUEO, DE GARAY
Y AGUILAR SC

Samuel Campos Leal
GONZALEZ CALVILLO SC

Carlos Cano
PWC MEXICO

Jaime Cantú
MULTITRASLADOS

Tomás Cantú González
CANTU ESTRADA Y MARTINEZ
(CEM ABOGADOS)

Carlos Carbajal
J.A. TREVIÑO ABOGADOS
SA DE CV

Fernando Antonio Cardenas
Gonzalez
NOTARY PUBLIC #44

Lisa Carral F.
SANTAMARINA Y STETA SC

Pedro Carreon
PWC MEXICO

Maria Casas López
BAKER & MCKENZIE

Kathalina Chapa Peña
CAF-SIAC CONTADORES

Carlos Chávez
GALICIA ABOGADOS SC

Ernesto Chávez
INTERCONTINENTAL
NETWORK SERVICES

Carlos A. Chávez Pereda
J.A. TREVIÑO ABOGADOS
SA DE CV

Rodrigo Conesa
RITCH MUELLER, HEATHER
Y NICOLAU, SC

Bruno Cordova
PWC MEXICO

Samanta Cornu Sandoval
SECRETARIA DE DESARROLLO
URBANO (SEDUE) -
SECRETARIAT FOR URBAN
DEVELOPMENT AND ECOLOGY

Nancy Mireya Coronado Perez
DIRECCION DE
PROTECCION CIVIL (CIVIL
PROTECTION AGENCY)

Jose Covarrubias-Azuella
SOLÓRZANO, CARVAJAL,
GONZÁLEZ Y PÉREZ-CORREA SC

Juan Paulo Cruz de la Cruz
PODER JUDICIAL DEL
ESTADO DE NUEVO LEÓN

David Cuellar
PWC MEXICO

Carlos De la Garza
MARTINEZ, ALGABA, DE HARO,
CURIEL Y GALVAN-DUQUE SC

Jorge de Presno
BASHAM, RINGE Y CORREA,
MEMBER OF IUS LABORIS

Franco Alberto Del Valle Prado
DEL VALLE, PRADO Y
FERNANDEZ, SC

Tracy Delgadillo Miranda
J.A. TREVIÑO ABOGADOS
SA DE CV

Julia Díaz
MULTITRASLADOS

Carlos Díez García
GONZALEZ CALVILLO SC

Felipe Dominguez
MOORE STEPHENS
OROZCO MEDINA SC

Dolores Enríquez
PWC MEXICO

David Escalante
KPMG CARDENAS DOSAL SC

Isaura Escobar
DELEGACIÓN DE
AZCAPOTZALCO

Miguel Espitia
BUFETE INTERNACIONAL

Miguel Espitia
GLOBAL BUSINESS UNIVERSITY

Alfredo Falconer Orbe
COMISION NACIONAL
BANCARIA Y DE VALORES

Lucía Fernández
GONZALEZ CALVILLO SC

Victor Fernandez Sanchez
COMISIÓN FEDERAL
DE ELECTRICIDAD

Pedro Flores
MOORE STEPHENS
OROZCO MEDINA SC

Julio Flores Luna
GOODRICH, RIQUELME
Y ASOCIADOS

Valente Fuentes Tello
MAQUEO, DE GARAY
Y AGUILAR SC

Manuel Galicia
GALICIA ABOGADOS SC

Maria Antonieta Galvan
Carriles
TRIBUNAL SUPERIOR
DE JUSTICIA DEL LA
CIUDAD DE MÉXICO

Mauricio Gamboa
TRANSUNION DE
MEXICO SA SIC

Brenda García
PWC MEXICO

Eduardo García Frassetto
SÁNCHEZ DEVANNY
ESEVERRI SC

Paulo Gabriel Garza González
PODER JUDICIAL DEL
ESTADO DE NUEVO LEÓN

Arturo Garza-Mátar
SÁNCHEZ DEVANNY
ESEVERRI SC

Jose Alberto Gonzalez
KPMG CARDENAS DOSAL SC

Pamela Gonzalez
GONZALEZ CALVILLO SC

Ricardo Gonzalez Orta
GALAZ, YAMAZAKI, RUIZ
UROQUISA SC, MEMBER
OF DELOITTE TOUCHE
TOHMATSU LIMITED

Antonio Gonzalez Rodriguez
GALAZ, YAMAZAKI, RUIZ
UROQUISA SC, MEMBER
OF DELOITTE TOUCHE
TOHMATSU LIMITED

Jose Gonzalez-Elizondo
BAKER & MCKENZIE

Alvaro Gonzalez-Schiaffino
BASHAM, RINGE Y CORREA,
MEMBER OF IUS LABORIS

James Graham
3CT

Sergio Granados
PWC MEXICO

Adrian Guarneros
SERVICIO DE ADMINISTRACIÓN
TRIBUTARIA

Antonio Guerra Gomez
GUERRA GOMEZ, ABOGADOS

Mario Alberto Gutiérrez
PWC MEXICO

Yves Hayaux-du-Tilly
NADER, HAYAUX & GOEBEL

F. Abimael Hernández
SOLÓRZANO, CARVAJAL,
GONZÁLEZ Y PÉREZ-CORREA SC

Roberto Hernandez Garcia
COMAD SC

David Hoyos de la Garza
SÁNCHEZ DEVANNY
ESEVERRI SC

Ricardo Ibarra
SERVICIO DE ADMINISTRACIÓN
TRIBUTARIA

Ivan Imperial
KPMG CARDENAS DOSAL SC

María Concepción Isoard
Viesca
RITCH MUELLER, HEATHER
Y NICOLAU, SC

Jorge Jiménez
RUSSELL BEDFORD MÉXICO
- MEMBER OF RUSSELL
BEDFORD INTERNATIONAL

Diana Juárez Martínez
BAKER & MCKENZIE

Adrian Kohlmann
KOVA INNOVACIÓN

Alfredo Kupfer Dominguez
SÁNCHEZ DEVANNY
ESEVERRI SC

Ricardo León-Santacruz
SÁNCHEZ DEVANNY
ESEVERRI SC

Luis Leyva Martinez
COMISION NACIONAL
BANCARIA Y DE VALORES

Carlos López Juárez
GOODRICH, RIQUELME
Y ASOCIADOS

Alfonso López Lajud
SÁNCHEZ DEVANNY
ESEVERRI SC

Rogelio Lopez-Velarde
LOPEZ VELARDE,
HEFTYE Y SORIA SC

Jose Antonio Lozada Capetillo
TRIBUNAL SUPERIOR
DE JUSTICIA DEL LA
CIUDAD DE MÉXICO

Arturo Lozano Guerrero
CANTU ESTRADA Y MARTINEZ
(CEM ABOGADOS)

Gerardo Maltos
GRUPO SYS

Gabriel Manrique
RUSSELL BEDFORD MÉXICO -
MEMBER OF RUSSELL
BEDFORD INTERNATIONAL

Esteban Maqueo Barnetche
MAQUEO, DE GARAY
Y AGUILAR SC

José Antonio Marquez
González
NOTARY PUBLIC #2

Renato Martínez Quezada
EC LEGAL

Carlos Manuel Martínez
PWC MEXICO

Gerardo Martínez
RIVADENEYRA, TREVINO
& DE CAMPO SC

Victor Hugo Núñez Martínez
MEXICAN TAX
ADMINISTRATION
SERVICE (SAT)

Juan Sergio Alfonso Martínez
González
COMISIÓN FEDERAL
DE ELECTRICIDAD

Ana Lilia Martínez Valdés
SECRETARÍA DE ECONOMÍA -
MINISTRY OF ECONOMY

Mariana Maxinez
GALAZ, YAMAZAKI, RUIZ
URQUIZA SC, MEMBER
OF DELOITTE TOUCHE
TOHMATSU LIMITED

Jose Alberto Miguel Perez
SECRETARÍA DE ECONOMÍA,
DIRECCIÓN GENERAL
DE NORMATIVIDAD
MERCANTIL (RUG)

Angel Humberto Montiel
Trujano
TRIBUNAL SUPERIOR
DE JUSTICIA DEL LA
CIUDAD DE MÉXICO

Ignacio R. Morales Lechuga
NOTARÍA 116

Daniel Moran
GONZALEZ CALVILLO SC

Guillermo Moran
GALAZ, YAMAZAKI, RUIZ
URQUIZA SC, MEMBER
OF DELOITTE TOUCHE
TOHMATSU LIMITED

Emilio Rodriguez Muniz
MEXICAN TAX
ADMINISTRATION
SERVICE (SAT)

Eloy F. Muñoz M.
IMEYEL SOLUCIONES
INTEGRALES SA DE CV

Juan Nájera
NDA NAJERA DANIELI & ASOCS

Jorge Narváez Hasfura
BAKER & MCKENZIE

Javier Luis Navarro Velasco
BAKER & MCKENZIE

Mario Neave
GALAZ, YAMAZAKI, RUIZ
URQUIZA SC, MEMBER
OF DELOITTE TOUCHE
TOHMATSU LIMITED

Pablo Nosti Herrera
MIRANDA & ESTAVILLO SC

María José Ortiz Haro
GALICIA ABOGADOS SC

Gilberto Osio
SOLÓRZANO, CARVAJAL,
GONZÁLEZ Y PÉREZ-CORREA SC

Cynthia Irene Osio Sanchez
COMAD SC

Raúl Paniahua
NADER, HAYAUX & GOEBEL

Sonia Paredes Sepúlveda
PENA MOURET ABOGADOS SC

Victor Paz
CAF-SIAC CONTADORES

Gabriel Peña Mouret
PENA MOURET ABOGADOS SC

Sergio Peña Zazueta
TRANSUNION DE
MEXICO SA SIC

Arturo Perdomo
GALICIA ABOGADOS SC

Eduardo Perez Armienta
MOORE STEPHENS
OROZCO MEDINA SC

Luis Uriel Pérez Delgado
GOODRICH, RIQUELME
Y ASOCIADOS

José Jacinto Pérez Silva
OPERADORA TERRA REGIA SA

Pablo Perezalonso Eguía
RITCH MUELLER, HEATHER
Y NICOLAU, SC

Fernando Pérez-Correa
SOLÓRZANO, CARVAJAL,
GONZÁLEZ Y PÉREZ-CORREA SC

Guillermo Picarchic
PMC LAW SC

José Picarchic Cohen
PMC LAW SC

Federico Pineda
HUB LOGISTICS MEXICO

Ricardo Platt
FEDERATION OF
INTERAMERICAN
CONSTRUCTION
INDUSTRY (FIIC)

Gizeh Polo
CREEL, GARCÍA-CUÉLLAR,
AIZA Y ENRIQUEZ SC

Victor Manuel Ponce Rosendo
JUNTA LOCAL DE
CONCILIACIÓN Y ARBITRAJE
DE NUEVO LEON

David Eugenio Puente-Tostado
SÁNCHEZ DEVANNY
ESEVERRI SC

Eric Quiles Gutierrez
WHITE & CASE SC

Olga Cristina Ramirez Acosta
SECRETARIA DE DESARROLLO
URBANO (SEDUE) -
SECRETARIAT FOR URBAN
DEVELOPMENT AND ECOLOGY

Jorge Francisco Ramirez
Mazlum
MEXICAN TAX
ADMINISTRATION
SERVICE (SAT)

Manuel Ramos
BUFETTE DE OBRAS, SERVICIOS
Y SUMINISTROS SA DE CV

Carolina Ramos Ballesteros
MIRANDA & ESTAVILLO SC

Brindisi Reyes Delgado
RITCH MUELLER, HEATHER
Y NICOLAU, SC

Eduardo Reyes Díaz-Leal
BUFETE INTERNACIONAL

Héctor Reyes Freaner
BAKER & MCKENZIE

Hector Francisco Reyes Lopez
SECRETARIA DE DESARROLLO
URBANO (SEDUE) -
SECRETARIAT FOR URBAN
DEVELOPMENT AND ECOLOGY

Claudia Rios
PWC MEXICO

Fernando Rivadeneyra
RIVADENEYRA, TREVINO
& DE CAMPO SC

Jose Ignacio Rivero
GONZALEZ CALVILLO SC

Beatriz Robles
CAF-SIAC CONTADORES

Alba Rodriguez Chamorro
COMISION NACIONAL
BANCARIA Y DE VALORES

Iraza Rodríguez Garza
COMISIÓN FEDERAL
DE ELECTRICIDAD

Cecilia Rojas
GALICIA ABOGADOS SC

María Eugenia Romero Torres
MINISTRY OF FINANCE

Raúl Sahagun
BUFETE INTERNACIONAL

Juan Pablo Sainz
NADER, HAYAUX & GOEBEL

José Roberto Salinas
SALINAS PADILLA, ROMAN
ÁVILA & ASSOCIATES,
LEGAL FIRM SC

Jorge Sanchez
GALAZ, YAMAZAKI, RUIZ
URQUIZA SC, MEMBER
OF DELOITTE TOUCHE
TOHMATSU LIMITED

Lucero Sánchez de la Concha
BAKER & MCKENZIE

Luis Sanchez Galguera
GALAZ, YAMAZAKI, RUIZ
URQUIZA SC, MEMBER
OF DELOITTE TOUCHE
TOHMATSU LIMITED

Rodrigo Sanchez Mejorada
SÁNCHEZ-MEJORADA,
VELASCO Y RIBE

Karla Sanchez Reyes
SECRETARÍA DE ECONOMÍA,
DIRECCIÓN GENERAL
DE NORMATIVIDAD
MERCANTIL (RUG)

Alberto Sanchez Rodriguez
DIRECCION DE
PROTECCION CIVIL (CIVIL
PROTECTION AGENCY)

Cristina Sanchez Vebber
SÁNCHEZ DEVANNY
ESEVERRI SC

Carlos Sánchez-Mejorada y
Velasco
SÁNCHEZ-MEJORADA
Y ASOCIADOS

Cristina Sánchez-Urtiz
MIRANDA & ESTAVILLO SC

Quetzalcoatl Sandoval Mata
VELEZ Y SANDOVAL SC

Ricardo Sandoval Ortega
COMISIÓN FEDERAL
DE ELECTRICIDAD

María Esther Sandoval Salgado
INSTITUTO FEDERAL
DE ESPECIALISTAS DE
CONCURSOS MERCANTILES

José Santiago
GRUPO IMEV, SA DE CV

Monica Schiaffino Pérez
LITTLER MEXICO

Arturo Suárez
KPMG CARDENAS DOSAL SC

Juan Francisco Torres Landa
Ruffo
HOGAN LOVELLS

Jaime A. Tovar Villegas
NOTARÍA 116

Jaime A. Treviño
J.A. TREVIÑO ABOGADOS

Roberto Treviño Ramos
PODER JUDICIAL DEL
ESTADO DE NUEVO LEÓN

Alfonso Vargas
RITCH MUELLER, HEATHER
Y NICOLAU, SC

Layla Vargas Muga
GOODRICH, RIQUELME
Y ASOCIADOS

Camilo Vazquez Lopez
SANTAMARINA Y STETA SC

Denise Carla Vazquez Wallach
SECRETARÍA DE ECONOMÍA,
DIRECCIÓN GENERAL
DE NORMATIVIDAD
MERCANTIL (RUG)

José Luis Vega Garrido
GOODRICH, RIQUELME
Y ASOCIADOS

Rodrigo Vejar Félix
MAQUEO, DE GARAY
Y AGUILAR SC

Luis Miguel Velasco Lizárraga
SÁNCHEZ DEVANNY
ESEVERRI SC

Enrique Lavin Velez
MEXICAN TAX
ADMINISTRATION
SERVICE (SAT)

Adrian Roberto Villagomez
Aleman
COMAD SC

Claudio Villavicencio
GALAZ, YAMAZAKI, RUIZ
URQUIZA SC, MEMBER
OF DELOITTE TOUCHE
TOHMATSU LIMITED

Paula Villavicencio
GONZALEZ CALVILLO SC

Juan Pablo Villela Vizcaya
CREEL, GARCÍA-CUÉLLAR,
AIZA Y ENRIQUEZ SC

Antonio Zuazua
KPMG CARDENAS DOSAL SC

MICRONESIA, FED. STS.

Marcelino Actouka
POHNPEI UTILITIES
CORPORATION

Nixon Anson
POHNPEI UTILITIES
CORPORATION

Rusty Carlos
POHNPEI STATE
ENVIRONMENTAL
PROTECTION AGENCY

Lam Dang
CONGRESS OF THE FSM

Erick Divinagracia
RAMP & MIDA LAW FIRM

Mark Heath
MICRONESIA REGISTRATION
ADVISORS, INC.

Jerry Kramer
PACIFIC INTERNATIONAL, INC.

Simon Lihpai
DIVISION OF FORESTRY &
MARINE CONSERVATION

Ronald Pangelinan
A&P ENTERPRISES INC.

Salomon Saimon
MICRONESIAN LEGAL
SERVICES CORPORATION

Nora Sighrah
FSM DEVELOPMENT BANK

Joseph Vitt
POHNPEI TRANSFER &
STORAGE, INC.

MOLDOVA

NATIONAL COMMISSION
FOR FINANCIAL MARKETS

UNION FENOSA

Alexei Bosneaga
MINISTRY OF REGIONAL
DEVELOPMENT AND
CONSTRUCTION

Andrei Caciureenco
ACI PARTNERS LAW OFFICE

Olga Ceban
NATIONAL UNION OF
JUDICIAL OFFICERS

Roman Ceban
MOLDOVA BUSINESS
PEOPLE ASSOCIATION

Valeriu Cernei
MAQUEO, DE GARAY
Y AGUILAR SC

Valentina Chiper
MINISTRY OF ECONOMY

Ludmila Ciubaciuc
PWC MOLDOVA

Daniel Cobzac
COBZAC & PARTNERS

Andrei Crigan
MOLDOVA BUSINESS
PEOPLE ASSOCIATION

Anastasia Dereveanchina
PWC MOLDOVA

Silviu Foca
BIROUL DE CREDIT - MOLDOVA

Iulia Furtuna
TURCAN CAZAC

Ana Galus
TURCAN CAZAC

Vasile Gherasim
POPA & ASSOCIATES

Roger Gladei
GLADEI & PARTNERS

Victoria Goncauruc
COBZAC & PARTNERS

Silvia Grosu
PWC MOLDOVA

Andrian Guzun
SCHOENHERR

Patricia Handraman
GLADEI & PARTNERS

Ana Iovu
COBZAC & PARTNERS

Vladimir Iurkovski
SCHOENHERR

Roman Ivanov
VERNON DAVID & ASSOCIATES

Cristina Martin
ACI PARTNERS LAW OFFICE

Angela Matcov
AGENCY OF LAND RELATIONS
AND CADASTRE STATE
ENTERPRISE "CADASTRU"

Mihaela Mitroi
PWC ROMANIA

Alexandru Munteanu
PWC MOLDOVA

Serghei Munteanu
MINISTRY OF REGIONAL
DEVELOPMENT AND
CONSTRUCTION

Oxana Novicov
NATIONAL UNION OF
JUDICIAL OFFICERS

Igor Odobescu
ACI PARTNERS LAW OFFICE

Aelita Orhei
GLADEI & PARTNERS

Vladimir Palamariuc
TURCAN CAZAC

Bodiu Pantelimon
SRL RECONCIVIL

Carolina Parcalab
ACI PARTNERS LAW OFFICE

Iulian Pașatii
GLADEI & PARTNERS

Maya Pircalab
ACI PARTNERS LAW OFFICE

Vladimir Plehov

Dumitru Popescu
PWC MOLDOVA

Irina Popușoi
COBZAC & PARTNERS

Irina Rotari
MINISTRY OF ECONOMY

Elena Sadovici
CUSTOMS SERVICE OF THE
REPUBLIC OF MOLDOVA

Alexandru Savva

Adrian Sorocean
ACI PARTNERS LAW OFFICE

Tatiana Stavinschi
PWC MOLDOVA

Liviu Surdu
GLORINAL SRL

Lilia Tapu
PWC MOLDOVA

Cristina Tiscul-Diaconu
ACI PARTNERS LAW OFFICE

Alexander Tuceac
TURCAN CAZAC

Alexander Turcan
TURCAN CAZAC

MONGOLIA

Amarmurun Amartuvshin
LEHMAN, LEE & XU

Odgerel Amgalan
MONLOGISTICS
WORLDWIDE LLC

Dunnaran Baasankhuu
MINTER ELLISON

Munkhjargal Baashuu
GTS ADVOCATES LLP

Telenged Baast
MONLOGISTICS
WORLDWIDE LLC

Minjae Baek
ANDERSON AND
ANDERSON LLP

Molor Bakhdal
TSETS LLP

Nandinchimeg Banzragch
TSOGT & NANDIN

Delgermaa Bataa
NEW LOGISTICS LLC

Uranzaya Batdorj
TSETS LLP

Dashzeveg Bat-Erdene
DELOITTE

Azzaya Batsuuri
ELECTROSETPROJECT, LLC

Solongo Battulga
GTS ADVOCATES LLP

Altanduulga Bazarragchaa
UBEDN

Jacob Blacklock
LEHMAN, LEE & XU

Bayar Budragchaa
ELC LLP ADVOCATES

David C. Buxbaum
ANDERSON AND
ANDERSON LLP

Tsendmaa Chojiamts
PWC MONGOLIA

Khatanbat Dashdarjaa
ARLEX CONSULTING SERVICES

Zoljargal Dashnyam
GTS ADVOCATES LLP

Otgontuya Davaanyam
ANDERSON AND
ANDERSON LLP

Tseveensuren Davkharbayar
MONGOL ADVOCATES

Onchinsuren Dendevsambuu
DELOITTE

Elisabeth Ellis
MINTER ELLISON

Gerel Enebish
LEHMAN, LEE & XU

Sanjkhand Erdenebaatar
PWC MONGOLIA

Alimaa Erdenebat
HOGAN LOVELLS

Oyunbold Ganchimeg
THE BANK OF MONGOLIA

Dulguun Gantumur
MINTER ELLISON

Simon Guidecoq

Dermot Kane
KANE TUNELLING LLC

Undram Lhagvasuren
ANAND ADVOCATES LAW FIRM

Azzaya Lkhachin
PWC MONGOLIA

Amarjargal Lkhagvaa
LEHMAN, LEE & XU

Ganzorig Luvsan
UBEDN

Bayarmanla Manljav
MONGOLYN ALT (MAK)
CORPORATION

Christopher Melville
HOGAN LOVELLS

Ulziimaa Naidandorj
MONGOLIAN COMPANY
FORMATION LLC

Mend-Amar Narantsetseg
GTS ADVOCATES LLP

Tsogt Natsagdorj
TSOGT & NANDIN

Enkhtsetseg Nergui
ANAND ADVOCATES LAW FIRM

Bayarsaikhan Nyamragchaa
TSAST CONSTRUCTION LLC

Sebastian Rosholt
MINTER ELLISON

Scott Schlink
MINTER ELLISON

Bayarjargal Sodbaatar
ANAND ADVOCATES LAW FIRM

Tumurkhuu Sukgbaatar
UBEDN

Ganbayar Surmaajav
THE BANK OF MONGOLIA

Ganbagana Togtokhbayer
DELOITTE

Enkhtuvshin Tsetsegmaa
ANDERSON AND
ANDERSON LLP

Ganzaya Tsogtgerel
ANDERSON AND
ANDERSON LLP

Dudgen Turbat
THE BANK OF MONGOLIA

Munkh-Orgil Tuvaandorj
ANAND ADVOCATES LAW FIRM

Alicia Yen
HEALY CONSULTANTS
GROUP PLC

Khosbayer Zorig
ARLEX CONSULTING SERVICES

MONTENEGRO

CEDIS
MINISTRY OF ECONOMY

Anja Abramovic
PRELEVIĆ LAW FIRM

Jelena Bogetić
BDK ADVOKATI

Bojana Bošković
MINISTRY OF FINANCE

Bojan Božović
HARRISONS SOLICITORS

Dragoljub Cibulić
BDK ADVOKATI

Milan Dakic
BDK ADVOKATI

Vladimir Dašić
BDK ADVOKATI

Savo Djurović
ADRIATIC MARINAS D.O.O.

Dragan Draca
PRICEWATERHOUSECOOPERS
CONSULTING D.O.O.

Veselin Dragičević
CHAMBER OF ECONOMY
OF MONTENEGRO, SECTOR
FOR ASSOCIATIONS AND
ECONOMIC DEVELOPMENT

Sladana Dragović
NORMAL COMPANY

Dragana Filipovic
MINISTRY OF SUSTAINABLE
DEVELOPMENT AND TOURISM

Mile Gujić
NORMAL COMPANY

Danilo Gvozdenović
MINISTRY OF SUSTAINABLE
DEVELOPMENT AND TOURISM

Fata Hodžić
LAW OFFICE VUJAČIĆ

Ana Jankov
BDK ADVOKATI

Nada Jovanovic
CENTRAL BANK OF
MONTENEGRO

Milica Jovicevic
MONTENOMAX

Radoš-Lolo Kastratović
ADVOKATSKA KANCELARIJA

Milica Komar
VUKMIROVIC MISIC LAW FIRM

Ana Krsmanović
MINISTRY OF FINANCE

Nikola Martinović
ADVOKATSKA KANCELARIJA

Milica Milanovic
PRICEWATERHOUSECOOPERS
CONSULTING D.O.O.

Ivan Nikolic
TOTAL SPED

Novica Pesic
PESIC & BAJCETA

Zorica Pesic Bajceta
PESIC & BAJCETA

Luka Popović
BDK ADVOKATI

Dragana Radević
CEED

Radovan Radulovic
MONTENOMAX

Ivan Radulović
MINISTRY OF FINANCE

Dražan Raičković
FINANCEPLUS

Branka Rajčić
PRICEWATERHOUSECOOPERS
CONSULTING D.O.O.

Sead Salkovic
FINANCEPLUS

Slaven Šćepanović
SCEPANOVIC LAW OFFICE

Marko Tintor
CENTRAL BANK OF
MONTENEGRO

Vera Vucelic
HARRISONS SOLICITORS

Saša Vujačić
LAW OFFICE VUJAČIĆ

Jelena Vujišić
LAW OFFICE VUJAČIĆ

Tatjana Vujosevic
MINISTRY OF SUSTAINABLE
DEVELOPMENT AND TOURISM

Lana Vukmircovic Misic
VUKMIROVIC MISIC LAW FIRM

Sandra Zdravkovic
MONTECCO INC D.O.O.

Djordje Zejak
BDK ADVOKATI

Jelena Zivkovic
EUROFAST GLOBAL

Jelena Zivkovic
EUROFAST GLOBAL

MOROCCO

PORTNET SA

Idriss Abou Mouslim
BHIRAT

Sidimohamed Aouchikhi
CREDITINFO MAROC

Abdelkrim Karim Adyel
CABINET ADYEL

Samir Agoumi
DAR ALKHBIRA

Ali Alamri
MOROCCAN CARGO PARTNER

Aishah Alkaff

Amina Ammor
CREDITINFO MAROC

Mailis Andrieu
CHASSANY WATRELOT
& ASSOCIÉS

Redouane Assakhen
CENTRE RÉGIONAL
D'INVESTISSEMENT

Adnane Bahija
DAR ALKHBIRA

Fassi-Fihri Bassamat
CABINET BASSAMAT
& ASSOCIÉE

Toufiq Benali
MINISTÈRE DE L'URBANISME
ET DE L'AMÉNAGEMENT
DU TERRITOIRE

Meriem Benis
HAJJI & ASSOCIÉS

Badria Benjelloun
MINISTÈRE DE L'URBANISME
ET DE L'AMÉNAGEMENT
DU TERRITOIRE

Karim Benkirane
ESPACE TRANSIT

Mohamed Benkirane
ESPACE TRANSIT

Meriem Benzakour
CABINET D'AVOCATS MORSAD

Oussama Boualam
LYDEC

Ali Bougrine
UGGC LAW FIRM

Bouchaib Chahi
AGENCE NATIONALE DE LA
CONSERVATION FONCIÈRE
DU CADASTRE ET DE LA
CARTOGRAPHIE (ANCFCC)

Abdallah Chater
CENTRE RÉGIONAL
D'INVESTISSEMENT

Anas Chorfi
AGENCE MAROCAINE POUR
LE DEVELOPPEMENT DE
L'ENTREPRISE (AMDE)

Mahat Chraïbi
PWC ADVISORY MAROC

Marie-Amélia da Silva
Marques
CHASSANY WATRELOT
& ASSOCIÉS

Driss Debbagh
KETTANI LAW FIRM

Merieme Diouri
ETUDE DE NOTARIAT MODERNE

Mohssin El Makoudi
DAR ALKHBIRA

Hamid Errida
ACCOUNTHINK
MAROC SARLAU

Kunal Fabiani

Safia Fassi-Fihri
BFR ASSOCIÉS

Simon Guidecoq

Houda Habachi
BAKOUCHE & HABACHI -
HB LAW FIRM LLP

Kamal Habachi
BAKOUCHE & HABACHI -
HB LAW FIRM LLP

Amin Hajji
HAJJI & ASSOCIÉS

Zohra Hasnaoui
CABINET H-AVOCATS

Ahmad Hussein
CABINET H-AVOCATS

Bahya Ibn Khaldoun
UNIVERSITÉ M.V. SOUSSI
RABAT, MAROC

Younes Jalal
TRANSIT JALAL

Nadia Kettani
KETTANI LAW FIRM

Rita Kettani
KETTANI LAW FIRM

Yassir Khalil
YASSIR KHALIL STUDIO

Abdelatif Laamrani
LAAMRANI LAW OFFICE

Hakim Lahlou
LAHLOU-ZIOUI & ASSOCIÉS

Mhammed Lahlou
ETUDE DE NOTARIAT MODERNE

Zineb Laraqoui
CABINET ZINEB LARAQUI

Mohamed Amine Mahboub
ETUDE DE ME MAHBOUB

Amine Mahfoud
AMINE MAHFOUD NOTAIRE

Noureddine Marzouk
PWC ADVISORY MAROC

Adil Morsad
CABINET D'AVOCATS MORSAD

Ahmed Morsad
CABINET D'AVOCATS MORSAD

Tayeb Mohamed Omar
AVOCAT AU BARREAU DE CASABLANCA

Hicham Oughza
DAR ALKHIRA

Mohamed Oulkhoul
CHASSANY WATRELOT & ASSOCIÉS

Abderrahim Outass
FONCTION LIBÉRALE

Mohamed Rifi
PWC ADVISORY MAROC

Morgane Saint-Jalmes

Mehdi Salmouni-Zerhouni
SALMOUNI-ZERHOUNI LAW FIRM

Ghalia Sebti
AIT MANOS

Farhat Smail
ADMINISTRATION DES DOUANES ET IMPOTS INDIRECTS

Rachid Tahri
ASSOCIATION DES FREIGHT FORWARDERS DU MAROC

Rim Tazi
LPA-CGR AVOCATS

Kenza Yamani
CHASSANY WATRELOT & ASSOCIÉS

Amine Zniber
ETUDE DE NOTAIRE ZNIBER

Meryem Zoubir
CHASSANY WATRELOT & ASSOCIÉS

MOZAMBIQUE

HPF ADOVAGADOS

Amina Abdala
TTA – SOCIEDADE DE ADOVAGADOS

Duarte Amaral da Cruz
MC&A - SOCIEDADE DE ADOVAGADOS RL

Luís Antunes
LUFTEC – TÉCNICAS ELÉCTRICAS LDA

Henrique Castro Amaro
AMARO ARQUITECTOS E ASSOCIADOS LDA

Carolina Balate
PWC MOZAMBIQUE

Goncalo Barros Cardoso
GUILHERME DANIEL & ASSOCIADOS

Ebrahim Bhikha
PWC MOZAMBIQUE

Abubacar Calú
ELECTROVISAO LDA

Eduardo Calú
SAL & CALDEIRA, ADOVAGADOS, LDA

Alexandra Carvalho Monjardino
ATTORNEY-AT-LAW

Natércio Chambule
MAPUTO CITY COURT (COMMERCIAL CHAMBER)

Pedro Chilengue
MOTT MACDONALD PDNA MOÇAMBIQUE, LDA

Pedro Couto
CGA - COUTO, GRAÇA E ASSOCIADOS, SOCIEDADE DE ADOVAGADOS

Avelar da Silva
INTERTEK INTERNATIONAL LTD.

Thera Dai
CGA - COUTO, GRAÇA E ASSOCIADOS, SOCIEDADE DE ADOVAGADOS

Guilherme Daniel
GUILHERME DANIEL & ASSOCIADOS

Fabília de Almeida Henriques
HENRIQUES, ROCHA & ASSOCIADOS (MOZAMBIQUE LEGAL CIRCLE ADOVAGADOS)

Arinda de Lurdes Nhaquila
CONSERVATÓRIA DO REGISTO DAS ENTIDADES LEGAIS

Alferio Dgedge
FL&A - FERNANDA LOPES & ASSOCIADOS ADOVAGADOS

Fulgêncio Dimande
MANICA FREIGHT SERVICES SARL

Teresa Empis Falcão
VDA - VIEIRA DE ALMEIDA & ASSOCIADOS

Ahmad Essak
PWC MOZAMBIQUE

Vanessa Fernandes
CGA - COUTO, GRAÇA E ASSOCIADOS, SOCIEDADE DE ADOVAGADOS

Telmo Ferreira
CGA - COUTO, GRAÇA E ASSOCIADOS, SOCIEDADE DE ADOVAGADOS

Maria Fatima Fonseca
MAPUTO CITY COURT (COMMERCIAL CHAMBER)

Pinto Fulane
BANCO DE MOÇAMBIQUE

Nipul K. Govan
HENRIQUES, ROCHA & ASSOCIADOS (MOZAMBIQUE LEGAL CIRCLE ADOVAGADOS)

Jorge Graça
CGA - COUTO, GRAÇA E ASSOCIADOS, SOCIEDADE DE ADOVAGADOS

Abdul Satar Hamid
BDO MOZAMBIQUE

Zara Jamal
JLA

Adriano João
PWC MOZAMBIQUE

Katia Jussub
CM&A - CARLOS MARTINES & ASSOCIADOS

Gimina Langa
SAL & CALDEIRA, ADOVAGADOS, LDA

Rui Loforte
CGA - COUTO, GRAÇA E ASSOCIADOS, SOCIEDADE DE ADOVAGADOS

B. Longamane
FL&A - FERNANDA LOPES & ASSOCIADOS ADOVAGADOS

Fernanda Lopes
FL&A - FERNANDA LOPES & ASSOCIADOS ADOVAGADOS

Mara Lopes
HENRIQUES, ROCHA & ASSOCIADOS (MOZAMBIQUE LEGAL CIRCLE ADOVAGADOS)

Eugénio Luis
BANCO DE MOÇAMBIQUE

Duarte Marques da Cruz
MC&A - SOCIEDADE DE ADOVAGADOS RL

Vitor Marques da Cruz
MC&A - SOCIEDADE DE ADOVAGADOS RL

Stayleir Marroquim
MARROQUIM, NKUTUMULA, MACIA & ASSOCIADOS

Carlos Martins
CM&A - CARLOS MARTINES & ASSOCIADOS

João Martins
PWC MOZAMBIQUE

Tiago Martins
TRANSITEX GLOBAL LOGISTICS OPERATIONS PTY. LTD.

João Mayer Moreira
VDA - VIEIRA DE ALMEIDA & ASSOCIADOS

Ana Berta Mazuze
HENRIQUES, ROCHA & ASSOCIADOS (MOZAMBIQUE LEGAL CIRCLE ADOVAGADOS)

Jean-Louis Neves Mandelli
SHEARMAN & STERLING LLP

Ilidio Nhamahango
BDO MOZAMBIQUE

Kekobad Patel
CONFEDERAÇÃO DAS ASSOCIAÇÕES ECONÓMICAS DE MOÇAMBIQUE (CTA)

Diana Ramalho
SAL & CALDEIRA, ADOVAGADOS, LDA

Arsénio Ricardo
ELECTROCUAMBA

Christopher Tanner
FAO REPRESENTATION

Acacio Tembe
MOTT MACDONALD PDNA MOÇAMBIQUE, LDA

Constancio Tevete
FL&A - FERNANDA LOPES & ASSOCIADOS ADOVAGADOS

Liana Utxavo
MANICA FREIGHT SERVICES SARL

Cesar Vamos Ver
SAL & CALDEIRA, ADOVAGADOS, LDA

Ricardo Veloso
PWC ANGOLA

Joaquim Vilanculos
FL&A - FERNANDA LOPES & ASSOCIADOS ADOVAGADOS

MYANMAR

AGX LOGISTICS MYANMAR CO. LTD.

DUANE MORRIS & SELVAM LLP MYANMAR

PRICEWATERHOUSECOOPERS MYANMAR CO. LTD.

RAJAH & TANN LLP

Quamruddin Ahmed
BAY LINE SHIPPING PTE. LTD.

Mar Mar Aung
DFDL

Sam Britton
ZICOLAW MYANMAR LTD.

Sher Hann Chua
TILLEKE & GIBBINS MYANMAR LTD.

William Greenlee
DFDL

Yu Lin Khoo
ZICOLAW MYANMAR LTD.

Nay Myo Myat Ko
CARE FREIGHT SERVICES LTD.

U Moe Kyaw Aye
MYANMAR CUSTOMS

Yan Lin
YANGON CITY ELECTRICITY SUPPLY BOARDS

Jean Loi
VDB LOI

Ah Lonn Maung
DFDL

Myo Min
DIRECTORATE OF INVESTMENT AND COMPANY ADMINISTRATION (DICA)

Yee Mon Mon
YANGON CITY ELECTRICITY SUPPLY BOARDS

Nila Mu
DICA

Mya Myint Zu
DFDL

Win Naing
WIN & CHO LAW FIRM

Nwe Oo
TILLEKE & GIBBINS MYANMAR LTD.

Su Wai Phyto
ZICOLAW MYANMAR LTD.

Key Pwint Phoo Wai
CARE FREIGHT SERVICES LTD.

U San Lwin
JLPW LEGAL SERVICES

Kyaw Soe Min
MYANMA APEX BANK

Cheah Swee Gim
KELVIN CHIA YANGON LTD.

Yuwadee Theanngarm
TILLEKE & GIBBINS MYANMAR LTD.

U Myint Thein
MYINT THEIN & SON

Danyel Thomson
DFDL

Su Tin
WIN THIN & ASSOCIATES

Hnin Thet Wai
ZICOLAW MYANMAR LTD.

Lucy Wayne
LUCY WAYNE & ASSOCIATES LIMITED

Htut Khaung Win
YANGON CITY DEVELOPMENT COMMITTEE

Khin Phyu Win
MYANMAR GLOBAL LAW FIRM

Myo Win
VDB LOI

Zaw Win
YANGON CITY DEVELOPMENT COMMITTEE

Cho Cho Wynn
THILAWA SPECIAL ECONOMIC ZONE MANAGEMENT COMMITTEE

Kyaw Ye Tun
MINISTRY OF FINANCE

NAMIBIA

Gino Absai
KPMG ADVISORY SERVICES (NAMIBIA) PTY. LTD.

Joos Agenbach
KOEP & PARTNERS

Tiaan Bazuin
NAMIBIAN STOCK EXCHANGE

Adeline Beukes
STANDARD BANK NAMIBIA LIMITED

Daneale C. Beukes
ENGLING, STRITTER & PARTNERS

Clifford Bezuidenhout
ENGLING, STRITTER & PARTNERS

Benita Blume
H.D. BOSSAU & CO.

Hanno D. Bossau
H.D. BOSSAU & CO.

Stephanie Busch
ENSAFRICA | NAMIBIA

Andy Chase
STAUCH+PARTNERS ARCHITECTS

Esi Chase
ADVOCATE

Dirk Hendrik Conradie
CONRADIE & DAMASEB

Myra Craven
ENS

André Davids
MAERSK NAMIBIA PTY. LTD.

Britt du Plessis
STANDARD BANK NAMIBIA

Marcha Erni
TRANSUNION

Johann Espag
CLARKE ARCHITECTS

Ulrich Etzold
ETZOLD-DUVENHAGE FIRM

Stefan Hugo
PWC NAMIBIA

Frank Köpplinger
KÖPPLINGER BOLTSMAN

Norbert Liebh
TRANSWORLD CARGO PTY. LTD.

Anneri Lück
PWC NAMIBIA

Prisca Mandimika
MINISTRY OF LANDS
AND RESETTLEMENT

John Mandy
MMM CONSULTANCY

Marie Mandy
MMM CONSULTANCY

Tiago Martins
TRANSITEX GLOBAL LOGISTICS
OPERATIONS PTY. LTD.

Memory Mbai
KPMG ADVISORY SERVICES
(NAMIBIA) PTY. LTD.

Johan Nel
PWC NAMIBIA

Tim Parkhouse
NAMIBIAN EMPLOYER'S
FEDERATION

Frank Sauerbach
DEUTSCHE GESELLSCHAFT
FÜR INTERNATIONALE
ZUSAMMENARBEIT (GIZ)

Johny M. Smith
WALVIS BAY CORRIDOR GROUP

Helmut Stolze
CONRADIE & DAMASEB

Axel Stritter
ENGLING, STRITTER
& PARTNERS

Erentia Tromp
INSTITUTE OF CHARTERED
ACCOUNTANTS OF NAMIBIA

Willem van Greunen
KÖPLINGER BOLTMAN

Stefan van Zijl
KOEP & PARTNERS

NEPAL

Lalit Aryal
LA & ASSOCIATES CHARTERED
ACCOUNTANTS

Narayan Bajaj
NARAYAN BAJAJ & ASSOCIATES

Jaya Raj Bhandari
NEPAL ELECTRICITY AUTHORITY

Ankit Dhakal
DHAKAL & GHIMIRE LAW
OFFICES, PVT. LTD.

Sarita Duwal
JKK AND ASSOCIATES

Suraj Guragain
LA & ASSOCIATES CHARTERED
ACCOUNTANTS

Janak Raj Joshi
MINISTRY OF LAND REFORM
AND MANAGEMENT

Rabin K.C.
CORPORATE LAW ASSOCIATES

Shreedhar Kapali
SHANGRI-LA FREIGHT PVT. LTD.

Jha Kaushlendra
JKK AND ASSOCIATES

Gourish K. Kharel
KTO INC.

Amir Maharjan
SAFE CONSULTING ARCHITECTS
& ENGINEERS PVT. LTD.

Ashok Man Kapali
SHANGRI-LA FREIGHT PVT. LTD.

Bijaya Mishra
PRADHAN, GHIMIRE
& ASSOCIATES

Anjan Neupane
NEUPANE LAW ASSOCIATES

Usha Pandey
PRADHAN, GHIMIRE
& ASSOCIATES

Dev Raj Paudyal
UNIVERSITY OF SOUTHERN
QUEENSLAND

Devendra Pradhan
PRADHAN, GHIMIRE
& ASSOCIATES

Rajan Sharma
NEPAL FREIGHT FORWARDERS
ASSOCIATION

P. L. Shrestha
EVERGREEN CARGO
SERVICES PVT. LTD.

Rajeshwor Shrestha
SINHA VERMA LAW CONCERN

Ramji Shrestha
PRADHAN, GHIMIRE
& ASSOCIATES

Suman Lal Shrestha
H.R. LOGISTIC PVT. LTD.

Mahesh Kumar Thapa
SINHA VERMA LAW CONCERN

NETHERLANDS

MINISTRY OF FINANCE

Joost Achterberg
KENNEDY VAN DER LAAN

Maarten Appels
VAN DOORNE NV

Ruud Berendsen
LIANDER

Gert Jan Boeve
VAN BENTHEM & KEULEN NV

Reint Bolhuis
AKD LAWYERS & CIVIL
LAW NOTARIES

Matthijs Bolkenstein
EVERSHEDS SUTHERLAND BV

Roland Brandsma
PWC NETHERLANDS

Ate Bremmer
KENNEDY VAN DER LAAN

Martin Brink
VAN BENTHEM & KEULEN NV

Margriet de Boer
JUST LITIGATION
ADVOCATUUR BV

Wyneke de Gelder
PWC NETHERLANDS

Taco de Lange
AKD LAWYERS & CIVIL
LAW NOTARIES

Rolef de Weijis
HOUTHOFF BURUMA

Marc Diepstraten
PWC NETHERLANDS

Menno Duin
VERENIGING VAN
ROTTERDAMSE CARGADOORS

Sharon Edoe
EVERSHEDS SUTHERLAND BV

Noël Ellens
FRUYTIER LAWYERS
IN BUSINESS

Arjan Enneman
EXPATAX BV

Jan Hockx
LEXENCE

Mick Hurks
HÖCKER ADVOCATEN

Niels Huurdeman
HOUTHOFF BURUMA

Marcel Kettenis
PWC NETHERLANDS

Edwin M.A.J. Kleefstra
STOLP+KAB ADVISEURS
EN ACCOUNTANTS BV

Christian Koedam
PWC NETHERLANDS

Gerard Koster
BAKER & MCKENZIE
AMSTERDAM NV

Thomas Kraan
STICHTING BUREAU
KREDIET REGISTRATIE

Andrej Kwitowski
AKADIS BV

Martijn Lentz
CHAMBER OF COMMERCE

Lucas Lustermans
EVERSHEDS SUTHERLAND BV

Danique Meijer
HVK STEVENS LEGAL BV

Sharon Neven
PWC NETHERLANDS

Matthias Noorlander
AUTHORITY FOR CONSUMERS
AND MARKETS

Peter Plug
OFFICE OF ENERGY
REGULATION

Hugo Reumkens
VAN DOORNE NV

Jan Willem Schenk
HVK STEVENS LEGAL BV

Rutger Schimmelpenninck
HOUTHOFF BURUMA

Jack Schrijver
BAKER & MCKENZIE
AMSTERDAM NV

Maaïke Sips
PWC NETHERLANDS

Fedor Tanke
BAKER & MCKENZIE
AMSTERDAM NV

Manon Ultee
PWC NETHERLANDS

Kor Van Dijk
BAKER & MCKENZIE
AMSTERDAM NV

Gert-Jan van Gijs
VAT LOGISTICS (OCEAN
FREIGHT) BV

Wies van Kesteren
DE BRAUW BLACKSTONE
WESTBROEK

IJsbrand Van Straten
STIBBE

Frédéric Verhoeven
HOUTHOFF BURUMA

Janine Verweij
OFFICE OF ENERGY
REGULATION

Reinout Vriesendorp
DE BRAUW BLACKSTONE
WESTBROEK

Floris-Jan Werners
VAN DOORNE NV

Stephan Westera
LEXENCE

Marcel Willems
FIELDFISHER NV

Bianco Witjes
LIANDER

Bob Zonderwijk
VAN DOORNE NV

NEW ZEALAND

RSM NEW ZEALAND
(AUCKLAND)

Mo Al Obaidi
HESKETH HENRY LAWYERS

Michael Brosnahan
MINISTRY OF BUSINESS,
INNOVATION & EMPLOYMENT

Daniel Brunt
NEW ZEALAND
CUSTOMS SERVICE

Paul Chambers
ANDERSON CREAGH
LAI LIMITED

Philip Coombe
PANALPINA WORLD
TRANSPORT LLP

Robyn Cox
MINISTRY OF BUSINESS,
INNOVATION & EMPLOYMENT

George Culver
PWC NEW ZEALAND

John Cuthbertson
PWC NEW ZEALAND

Matthew Davie
BELL GULLY

Corey Dixon
PWC NEW ZEALAND

Laura Drake
SIMPSON GRIERSON,
MEMBER OF LEX MUNDI

Igor Drinkovic
MINTER ELLISON RUDD WATTS

Ashton Dunn
ASTECH ELECTRICAL LTD.

Jonathan Embling
MINTER ELLISON RUDD WATTS

Alexandra Flaus
WEBB HENDERSON

Michael Gartshore
WEBB HENDERSON

Ian Gault
BELL GULLY

Tony Gault
PWC NEW ZEALAND

Syvaie Ghamry
MINTER ELLISON RUDD WATTS

Lucy Harris
SIMPSON GRIERSON,
MEMBER OF LEX MUNDI

James Hawes
SIMPSON GRIERSON,
MEMBER OF LEX MUNDI

Matthew Kersey
RUSSELL MCVEAGH

Jeffrey Lai
ANDERSON CREAGH
LAI LIMITED

Kate Lane
MINTER ELLISON RUDD WATTS

Michael Langdon
MINTER ELLISON RUDD WATTS

Alex MacDuff
RUSSELL MCVEAGH

Annaliese McIntyre
WEBB HENDERSON

Andrew Minturn
QUALTECH
INTERNATIONAL LTD.

Phillipa Muir
SIMPSON GRIERSON,
MEMBER OF LEX MUNDI

Robert Muir
LAND INFORMATION
NEW ZEALAND

Ian Page
BRANZ

Mihai Pascariu
MINTER ELLISON RUDD WATTS

Jose Paul
AUCKLAND CITY COUNCIL

Marcus Playle
RUSSELL MCVEAGH

Silvana Schenone
MINTER ELLISON RUDD WATTS

Kelvin Sue
SIMPSON GRIERSON,
MEMBER OF LEX MUNDI

Andrew Tetzlaff
SIMPSON GRIERSON,
MEMBER OF LEX MUNDI

Jennifer Tunna
LOWNDES

Ben Upton
SIMPSON GRIERSON,
MEMBER OF LEX MUNDI

Simon Vannini

Mike Whale

LOWNDES

NICARAGUA

Guillermo Abella
INTERMODAL | CMA CGM

Samantha Aguilar
LATAMLEX NICARAGUA

Yara Valesia Alemán Sequeira
ARIAS LAW

Bernardo Arauz
BAUTRANS & LOGISTICS

Humberto Argüello
CETREX

Alfredo Artiles
KPMG

Maria Alejandra Aubert
Carcamo
GARCÍA & BODÁN

Juan Ramon Aviles Molina
LAWYER

Soledad Balladares
SUPERINTENDENCIA DE BANCOS

Henrik Bang
EXPORTADORA ATLANTIC SA

Ana Carolina Baquero Urroz
LATIN ALLIANCE

Minerva Adriana Bellorín
Rodríguez
PACHECO COTO

Flavio Andrés Berrios Zepeda
MULTICONSULT & CIA LTDA

Blanca Buitrago
GARCÍA & BODÁN

Edmundo Castillo
EXPERTIS CASTILLO Y FIALLOS

Francisco Castro
PWC NICARAGUA

Brenda Darce
CETREX

Maricarmen Espinosa de
Molina
MOLINA & ASOCIADOS
CENTRAL LAW

Ana Gabriel Espinoza
ARIAS LAW

Maria Antonieta Fiallos
EXPERTIS CASTILLO Y FIALLOS

- Diana Fonseca
ARIAS LAW
- Terencio García Montenegro
GARCÍA & BODÁN
- Maryeling Suyen Guevara
Sequeira
ARIAS LAW
- Federico Gurdian
GARCÍA & BODÁN
- Eduardo Gutierrez
PACHECO COTO
- Denisse Gutiérrez Rayo
GARCÍA & BODÁN
- Gerardo Hernandez
CONSORTIUM LEGAL
- Rodrigo Ibarra Rodney
ARIAS LAW
- Eduardo Lacayo
TRANSUNION
- Brenda Ninoska Martínez
Aragón
CONSORTIUM LEGAL
- Jose Ivan Mejia Miranda
GARCÍA & BODÁN
- Xiomara Mena
CETREX
- Fernando Midence Mantilla
*ALVARADO Y ASOCIADOS,
MEMBER OF LEX MUNDI*
- Soraya Montoya Herrera
- Jeanethe Morales Núñez
SUPERINTENDENCIA DE BANCOS
- Tania Muñoz
KPMG
- Luis Murillo
REX CARGO NICARAGUA SA
- Ramón Ortega
PWC
- Jose René Orúe Cruz
*CENTRO DE MEDIACION
Y ARBITRAJE CMA*
- Silvio Guillermo Otero Quiroz
GLOBALTRANS INTERNACIONAL
- Ivania Paguaga
ARIAS LAW
- Antonio Palomares
DISNORTE-DISSUR
- Andrea Paniagua
PWC DOMINICAN REPUBLIC
- Wilder Pérez
AIMAR GROUP
- Rigoberto Pineda
PINEDA GARCÍA & ASOCIADOS
- Alonso Porras
PACHECO COTO
- Olga Renee Torres
LATIN ALLIANCE
- Yader Oswaldo Reyes
Membreno
GRUPO VESTA
- Erwin Rodriguez
PWC NICARAGUA
- Carlos Taboada Rodriguez
CONSORTIUM LEGAL
- Patricia Rodríguez
MULTICONSULT & CIA LTDA
- Alfonso José Sandino Granera
CONSORTIUM LEGAL
- Rodrigo Taboada
CONSORTIUM LEGAL
- Carlos Téllez
GARCÍA & BODÁN
- Joe Henry Thompson
ESTUDIO JURÍDICO ADUANERO
- Diógenes Velásquez V.
PACHECO COTO
- Gustavo Viales
*ASOCIACIÓN NICARAGÜENSE
DE AGENTES NAVIERAS*
- Diana Zelaya
GARCÍA & BODÁN
- Mario Zelaya
DGUERRERO INGS. SA
- NIGER**
- BCEAO*
- CREDITINFO VOLO*
- MINISTÈRE DE L'ENERGIE
ET DU PETROLE*
- PROJET SÉCURITÉ DES
INSTALLATIONS ÉLECTRIQUES
INTÉRIEURES AU NIGER (SIEIN)*
- VILLE DE NIAMEY*
- Abdallah Abdoulati
*BANQUE CENTRALE DES ETATS
DE L'AFRIQUE DE L'OUEST*
- Cyprien Abdoulaye
*DIRECTION GÉNÉRALE
DES IMPÔTS*
- Daouda Adamou
OFFICE NOTARIAL AHD
- Issoufou Adamou
NIGELLE
- Mohamadou Amadou
FIDUCIAIRE CONSEILS ET AUDIT
- Issouf Baco
*SOCIÉTÉ NIGÉRIENNE
DE TRANSIT (NITRA)*
- Ibrahim Boubacar Arbi
*CABINET D'INGÉNIERIE
CONSEIL (CIC-NIGER SARL)*
- Amadou Boukar
*CELLULE DE PARTENARIAT
PUBLIC PRIVÉ*
- Mohamed Amadou Boukar
*ETUDE DE MAÎTRE MOHAMED
AMADOU BOUKAR*
- Moustapha Boukari
CABINET BOUKARI
- Moussa Coulibaly
*CABINET D'AVOCATS
SOUNA-COULIBALY*
- Moussa Dantia
*MAISON DE
L'ENTREPRISE NIGER*
- Aïssatou Djibo
*ETUDE DE MAÎTRE
DJIBO AÏSSATOU*
- Ali Djimba
CAT LOGISTICS
- Mai Moussa Ellhadji Basshir
*TRIBUNAL DE GRANDE
INSTANCE HORS CLASSE
DE NIAMEY*
- Boureïma Fodi
*CABINET D'AVOCATS
SOUNA-COULIBALY*
- Abder Rhamane Halidou
Abdoulaye
*CHAMBRE NATIONALE DES
NOTAIRES DU NIGER*
- Souley Hammi Illiassou
CABINET KOUAOVI
- Ali Idrissa Sounna
TOUTELEC NIGER SA
- Seybou Issifi
URBAMED CONSULT
- Habibou Kane Kadoure
AGENCE PROJEDIS AFRIQUE
- Bernar-Oliver Kouaovi
CABINET KOUAOVI
- Fati Kountche-Adj
CABINET FATI KOUNTCHE
- Zeinabou Labo Maiga
MINISTÈRE DE LA JUSTICE
- Lambert Lainé
*ETUDE DE MAÎTRE
ACHIMI RILIWANOU*
- Aly Mamadou Ousmane
*MINISTÈRE DU COMMERCE
ET DE LA PROMOTION
DU SECTEUR PRIVÉ*
- Sabiou Mamane Naïssa
*TRIBUNAL DE COMMERCE
DE NIAMEY*
- Mamane Sani Manane
*BUREAU D'ETUDES
BALA & HIMO*
- Ali Moctar
*CHAMBRE DES
NOTAIRES DU NIGER*
- Sadou Mounkaila
HASKÉ SOLAIRE
- Yayé Mounkaila
*CABINET D'AVOCATS
MOUNKAILA-NIANDOU*
- Ibrahim Mounouni
*BUREAU D'ETUDES
BALA & HIMO*
- Ali Hamidou Nafissatou
*CELLULE DE PARTENARIAT
PUBLIC PRIVÉ*
- Linda Rakotonavalona
JOHN W. FFOOKS & CO.
- Achimi M. Riliwanou
*ETUDE DE MAÎTRE
ACHIMI RILIWANOU*
- Idrissa Tchernaka
SCPA LBTI & PARTNERS
- Hamadou Yacouba
*ETUDE DE MAÎTRE DODO
DAN GADO HAOUA*
- Wouro Yahia
*ETUDE D'AVOCATS MARC LE
BIHAN & COLLABORATEURS*
- Ali Yeya
*DIRECTION GÉNÉRALE
DES IMPÔTS*
- Tinni Younoussa
BATE INTERNATIONAL
- NIGERIA**
- ASO VILLA DEMO DAY
CREDIT REGISTRY SERVICES
(CREDIT BUREAU) PLC*
- FEDERAL INLAND
REVENUE SERVICE*
- LAGOS STATE GOVERNMENT*
- NIGERIAN MARITIME
ADMINISTRATION &
SAFETY AGENCY*
- Ijeoma Abalogu
GBENGA BIOBAKU & CO.
- Ismail Abdulaziz
POINTBLANK ATTORNEYS
- Stella Abdulkadir
JACOBS & BIGAELS
- Bala Abdullahi
BANK OF AGRICULTURE
- Fariha Abdullahi
*DIKKO AND MAHMOUD
SOLICITORS AND ADVOCATES*
- Mohammed K. Abdulsalam
GITRAS LTD.
- Innocent Abidoye
NNENNA EJEKAM ASSOCIATES
- Lemea Abina
STERLING PARTNERSHIP
- Oluseyi Abiodun Akinwunmi
*AKINWUNMI & BUSARI
LEGAL PRACTITIONERS*
- Zainab Abolarin
CRC CREDIT BUREAU LIMITED
- Akinbiyi Abudu
EY
- Peter Adaji
*CORPORATE AFFAIRS
COMMISSION*
- Bashir H. Adamu
DESIGN PLUS
- Alawale Adebambo
PERCHSTONE & GRAEYS
- Olufunmilayo Adebango
FIRST BANK OF NIGERIA PLC
- Olaleye Adebisi
WTS ADEBIYI & ASSOCIATES
- Olasupo Musa Adedokun
*NATIONAL COLLATERAL
REGISTRY*
- Joseph Adegbite
NIGERIAN PORTS AUTHORITY
- Kunle Adegbite
CANAAN SOLICITORS
- Bode Adegoke
BLOOMFIELD LAW PRACTICE
- Steve Adehi
STEVE ADEHI AND CO.
- Olufunke Adekoya
*AELEX, LEGAL PRACTITIONERS
& ARBITRATORS*
- Ademola Adesalu
CRC CREDIT BUREAU LIMITED
- Adebayo Adewale
BAWAG CHAMBERS
- Agbolade Adeyemi
UDO UDOMA & BELO-OSAGIE
- Tunji Adeyemi
BANWO & IGHODALO
- Olamilekan Adeyemo
PWC NIGERIA
- Mary Adeyi
*DIKKO AND MAHMOUD
SOLICITORS AND ADVOCATES*
- Albert Adu
ALLIANCE LAW FIRM
- Dayo Adu
BLOOMFIELD LAW PRACTICE
- Daniel Agbor
UDO UDOMA & BELO-OSAGIE
- Akram Ahmed
*BHAGAVAN CLEARING
AGENCY NIGERIA LTD.*
- Balarabe Ahmed
MAERSK LINE NIGERIA
- Fatima Aigbomian
STERLING PARTNERSHIP
- Michael Ajaegbo
ALLIANCE LAW FIRM
- Kunle Ajagbe
PERCHSTONE & GRAEYS
- Babatunde Ajibade
SPA AJIBADE & CO.
- Odein Ajumogobia
AJUMOGOBIA & OKEKE
- Blessing Ajunwo
ALLIANCE LAW FIRM
- Ahmed Akanbi
*AKANBI & WIGWE LEGAL
PRACTITIONERS*
- Azeez Akande
JACKSON, ETTI & EDU
- Manuel Akinshola
JACOBS & BIGAELS
- Iwilade Akintayo
KUSAMOTU & KUSAMOTU
- Bukola Akinwonmi
OLANIWUN AJAYI LP
- Jesuloba Akinyele
OLANIWUN AJAYI LP
- Dafe Akpeneye
PWC NIGERIA
- Folake Alabi
OLANIWUN AJAYI LP
- Temidayo Alade
OLANIWUN AJAYI LP
- Ezinne Alajemba
*AKANBI & WIGWE LEGAL
PRACTITIONERS*
- Toyosi Alasi
BANWO & IGHODALO
- Joke Aliu
ALUKO & OYEBODE
- Al-Amin Aliyu
*CORPORATE AFFAIRS
COMMISSION*
- Maimunat Aliyu
*CORPORATE AFFAIRS
COMMISSION*
- Usman Aliyu Mahmud
*NIGERIAN COMMUNICATIONS
COMMISSION*
- Jonathan Aluju
OLANIWUN AJAYI LP
- Chioma Amadi
*AKANBI & WIGWE LEGAL
PRACTITIONERS*
- Kayode Amodu
J.B. MAJIYAGBE & CO.
- Sola Arifayan
IKKEY & ARIFAYAN
- Oluseye Arowolo
DELOITTE
- Jude Ashiedu
EDUJETAGE
- Oluwapelumi Asiwaju
*G. ELIAS & CO. SOLICITORS
AND ADVOCATES*
- Zion Athora
EY
- Ebunoluwa Awosika
AJUMOGOBIA & OKEKE
- Anthony Ayalogu
NIGERIAN CUSTOMS
- Israel Aye
STERLING PARTNERSHIP
- Seth Azubuike
PERCHSTONE & GRAEYS
- Tomilehin Babafemi
*G. ELIAS & CO. SOLICITORS
AND ADVOCATES*
- Zainab Babalola
*AKINWUNMI & BUSARI
LEGAL PRACTITIONERS*
- Bisola Babington
PERCHSTONE & GRAEYS
- Jerry Bakut
*NIGERIAN EXPORT PROCESSING
ZONE AUTHORITY*

Mohammed Bawa
CENTRAL BANK OF NIGERIA

Risikat Bukola Bello
MINISTRY OF PHYSICAL
PLANNING AND URBAN
DEVELOPMENT

Gilbert Benson-Oladeinbo
G. ELIAS & CO. SOLICITORS
AND ADVOCATES

Ibifubara Berenibara
AELEX, LEGAL PRACTITIONERS
& ARBITRATORS

Betty Biayeibo
PUNUKA ATTORNEYS
& SOLICITORS

Taofeek Bola Shittu
IKEYI & ARIFAYAN

Cephas Caleb
ALUKO & OYEBODE

Afolabi Caxton-Martins
ADCAX NOMINEES LTD.

Mercy Chibuikwe-Iheama
CENTRE FOR MANAGEMENT
DEVELOPMENT (CMD)

Ukata Christian
AFRIGLOBE SHIPPING LINES LTD.

Kyzito Dakyen
CENTRAL BANK OF NIGERIA

Bisola Dere
STERLING PARTNERSHIP

Obinna Dike
ALLIANCE LAW FIRM

Damilola Durosimi-Etti
OLANIWUN AJAYI LP

Colin Egemonye
GOLDSMITHS SOLICITORS

Osaro Eghobamien S.A.N.
PERCHSTONE & GRAEYS

Emmanuel Egwuagu
OBLA & CO.

Nnenna Ejekam
NNENNA EJEKAM ASSOCIATES

Tunde Ekundayo
GIANT VIEWS PLUS

David Elesinmogun
ELESINMOGUN & EGWUATU

Theophilus I. Emuwa
AELEX

Kenneth Erikume
PWC NIGERIA

Idongesit Essien
NIGERIAN EXPORT PROMOTION
COUNCIL (NEPC)

Samuel Etuk
1ST ATTORNEYS

Samuel Etukakpan
ENABLING BUSINESS
ENVIRONMENT SECRETARIAT

Ekiomado Ewere-Isaiah
JACKSON, ETTI & EDU

William Ezeagu
NIGERIAN EXPORT PROMOTION
COUNCIL (NEPC)

Nosike Ezebo
IKEYI & ARIFAYAN

Anse Agu Ezetah
CHIEF LAW AGU EZETAH & CO.

Kenechi Ezezika
IKEYI & ARIFAYAN

Babatunde Fagbohunlu
ALUKO & OYEBODE

Omowumi Fajemiroye
OLANIWUN AJAYI LP

Oluwabamise Fatoke
PERCHSTONE & GRAEYS

Yetunde Filani
WTS ADEBIYI & ASSOCIATES

Augustine Fischer
APM TERMINALS

Fatai Folarin
DELOITTE

Tajudeen Funsho
TAJUDEEN AO FUNSHO
AND ASSOCIATE

Bolaji Gabari
SPA AJIBADE & CO.

Peter Gai
CORPORATE AFFAIRS
COMMISSION

Hassana Gambo
UNIVERSAL ARCHITECTS AND
ENGINEERING CONSULTS

Lionel Garrick
FORTELEGAL PARTNERS

Remi Gbajumo
MAGISTRATE COURT (LAGOS)

Akalonu Gertrude Uzochikwa
CORPORATE AFFAIRS
COMMISSION

Sagir Gezawa
S. S. GEZAWA & CO.

Temitope Giwa
OLANIWUN AJAYI LP

Osayaba Giwa-Osagie
GIWA-OSAGIE & CO

Lateefat Hakeem-Bakare
AJUMOGOBIA & OKEKE

Ibrahim Hashim
ELECTROMECH PRIME
UTILITY RESOURCES LTD.

Tokunbo Ibrahim
PWC NIGERIA

Joseph Idiong
ASSOCIATION OF
NIGERIAN EXPORTERS

Maymunah Idris
FEDERAL MINISTRY OF JUSTICE

Anjola Ige
OLANIWUN AJAYI LP

Chimezie Ihekweazu
CHIKWEM CHAMBERS

Chidinma Ihemedu
ALLIANCE LAW FIRM

Oluwabukola Iji
SPA AJIBADE & CO.

Emmanuel Ikeakonwu
DELOITTE

Nduka Ikeyi
IKEYI & ARIFAYAN

Meshach Ikpe
ABUBAKAR D. SANI & CO.

Funmi Ilamah
ENABLING BUSINESS
ENVIRONMENT SECRETARIAT

Ifedolapo Ilesanmi
KUSAMOTU & KUSAMOTU

Oyeniyi Immanuel
STREAMSOWERS & KÖHN

Ifedayo Iroche
PERCHSTONE & GRAEYS

Paul Kalejaiye
KUSAMOTU & KUSAMOTU

Okorie Kalu
PUNUKA ATTORNEYS
& SOLICITORS

Evarist Kameja
MKONO & CO. ADVOCATES

Jelilat Kareem
CRC CREDIT BUREAU LIMITED

Olatunde King
BANWO & IGHODALO

Dolapo Kokuyi
DETAIL COMMERCIAL
SOLICITORS

Ayodele Kusamotu
KUSAMOTU & KUSAMOTU

Folabi Kuti
PERCHSTONE & GRAEYS

Alhassan L. Alhassan
HOPE ATTORNEYS

Mobolaji Ladapo
OLANIWUN AJAYI LP

Abubakar Ladi Dahiru
CORPORATE AFFAIRS
COMMISSION

Ishaya Livinus Etsu
NIGERIAN ELECTRICITY
REGULATORY
COMMISSION (NERC)

Tahav Iorsh-Sheriffs
ASSOCIATED ATTORNEY

Obinna Maduako
OLANIWUN AJAYI LP

Abubakar Mahmoud
DIKKO AND MAHMOUD
SOLICITORS AND ADVOCATES

Muhammad Mainassara
CENTRAL BANK OF NIGERIA

Abdu Maiwada Abubakar
KANO MAGISTRATE COURT

Oghogho Makinde
ALUKO & OYEBODE

Brenda Masangwa
MKONO & CO. ADVOCATES

Kolawole Mayomi
SPA AJIBADE & CO.

Felicia Mosuro
ADCAX NOMINEES LTD.

Bashir Mudi
KANO URBAN PLANNING
AND DEVELOPMENT
AUTHORITY (KNUPDA)

Oluwatoyin Nathaniel
G. ELIAS & CO. SOLICITORS
AND ADVOCATES

Ugochi Ndebbio
KPMG

Juliet Ndoh
IMO STATE UNIVERSITY

Justine Nidiya
CORPORATE AFFAIRS
COMMISSION

Ifunanya Nwajagu
FEDERAL MINISTRY OF JUSTICE

Obinna Nwankwo
NATIONAL COLLATERAL
REGISTRY

Ugochukwu Obi
PERCHSTONE & GRAEYS

V. Uche Obi
ALLIANCE LAW FIRM

Nnamdi Obinwa
KPMG

Chijioke Odo
DELOITTE

Onyinye Odogwu
PUNUKA ATTORNEYS
& SOLICITORS

Abutu Odu
OLAJIDE OYEWOLE LLP

E.A. Offiong
NATIONAL COLLATERAL
REGISTRY

Ugonna Ogbuagu
IKEYI & ARIFAYAN

Nelson Ogbuanya
NOC'S CONSULTS

Godson Oghenechuko
UDO UDOMA & BELO-OSAGIE

Ozofu Ogiemudia
UDO UDOMA & BELO-OSAGIE

Abimbola Ogunbanjo
CHRIS OGUNBANJO & CO.

Makinde Ogunleye
CORPORATE CASTLES LTD.

Yvonne Ogunoiki
IKEYI & ARIFAYAN

Adebola Ogunsanya
OLANIWUN AJAYI LP

Gloria Ogwu
PUNUKA ATTORNEYS
& SOLICITORS

Oladimeji Ojo
ALUKO & OYEBODE

Cindy Ojogbo
OLANIWUN AJAYI LP

Mercy Ojukwu
CENTRAL BANK OF NIGERIA

Chinyere Okafor
G. ELIAS & CO. SOLICITORS
AND ADVOCATES

Ikenna Okafor
PERCHSTONE & GRAEYS

Ngo-Martins Okonmah
ALUKO & OYEBODE

Chukwuma Okoroafor
SOLOLA & AKPANA

Chidubem Okoye
OLANIWUN AJAYI LP

Oluwatosin Okunrinboye
AJUMOGOBIA & OKEKE

Stephen Ola Jagun
JAGUN ASSOCIATES

Eniola Oladunjoye
BANWO & IGHODALO

Moshood Olajide
PWC NIGERIA

Kola B. Olatunbosun
ARCHITEXT ASSOCIATES

Funmilayo Olofintuyi
KUSAMOTU & KUSAMOTU

Adebayo Ologe
PERCHSTONE & GRAEYS

Olumide Ologe
CORPORATE AFFAIRS
COMMISSION

Ajibola Olomola
KPMG

Afolasade Olowe
JACKSON, ETTI & EDU

Temi Olowu
UDO UDOMA & BELO-OSAGIE

Uma Olugo
1ST ATTORNEYS

Olufunke Olutoye
ALUKO & OYEBODE

Peter Oluwafemi
JUDE & PARTNERS

Tolulope Omidiji
PWC NIGERIA

Emmanuel Omoju
WTS ADEBIYI & ASSOCIATES

Bayo Omole
MATRIX SOLICITORS

David Omoleye
KANO DISTRIBUTION
ELECTRICITY COMPANY

Seun Omotosho
CRC CREDIT BUREAU LIMITED

Oluwatunmise Omotoyinbo
OLANIWUN AJAYI LP

Funke Onakoya
AKINWUNMI & BUSARI
LEGAL PRACTITIONERS

Adetola Onayemi
OFFICE OF THE VICE PRESIDENT

Gabriel Onojason
ALLIANCE LAW FIRM

Fred Onuobia
G. ELIAS & CO. SOLICITORS
AND ADVOCATES

Aaron Onyebuchi
STRACHAN PARTNERS

Amede Oputa
DE SPLENDOR SOLICITORS

Nnamdi Oragwu
PUNUKA ATTORNEYS
& SOLICITORS

Benedict Oregbemhe
SPA AJIBADE & CO.

Gbenga Oregon
GMT LIMITED

Ola Orewale
AELEX, LEGAL PRACTITIONERS
& ARBITRATORS

Tunde Osasona
WHITESTONE WORLDWIDE LTD.

Olufunmilayo Osifuye
LAGOS STATE PHYSICAL
PLANNING & DEVELOPMENT
AUTHORITY

Olufemi Ososanya
HLB Z.O. OSOSANYA & CO.

Ignatius Nwosu Owelle
HOMELUX CONSTRUCTION
& EQUIPMENT CO. LTD.

Abraham Oyakhilome
FIRST & FIRST INTERNATIONAL
AGENCIES

Olajumoke Oyeboode
PWC NIGERIA

Oluwatomiwa Oyedara
AKINWUNMI & BUSARI
LEGAL PRACTITIONERS

Taiwo Oyedele
PWC NIGERIA

Abiodun Oyedun
DETAIL COMMERCIAL
SOLICITORS

Bukola Oyeneyin
AKANBI & WIGWE LEGAL
PRACTITIONERS

Olubukola Oyerinde
PWC NIGERIA

Ademola Oyewuni
TIGER SHIPPING

Samuel Oyeyipo
NIGERIAN EXPORT PROMOTION
COUNCIL (NEPC)

Patrick Oyong
FEDERAL MINISTRY OF JUSTICE

Samuel Pamah
BENSON AND BROTHERS
COMPANY

Mahendra Pandey
EKO ELECTRICITY
DISTRIBUTION PLC

Tunde Popoola
CRC CREDIT BUREAU LIMITED

Sulayman Bolanle Raheem
MINISTRY OF PHYSICAL
PLANNING AND URBAN
DEVELOPMENT

Nura Sagir Umar
HIGH COURT OF
JUSTICE - KANO

Kofo Salam-Alada
CENTRAL BANK OF NIGERIA

Sheriff Salami
CRC CREDIT BUREAU LIMITED

Simisola Salu
PWC NIGERIA

Temitope Samagbeyi
EY

Abubakar Sani
ABUBAKAR D. SANI & CO.

Yewande Senbore
OLANIWUN AJAYI LP

Eric Sesu
PWC NIGERIA

Taofeek 'Bola Shittu
IKEYI & ARIFAYAN

Christine Sijuwade
UDO UDOMA & BELO-OSAGIE

Olusina Sipasi
AELEX, LEGAL PRACTITIONERS
& ARBITRATORS

Olugbenga Sodipo
IKEYI & ARIFAYAN

Similoluwa Somuyiwa
OLANIWUN AJAYI LP

Adeola Sunmola
UDO UDOMA & BELO-OSAGIE

Femi Sunmonu
FEMI SUNMONU &
ASSOCIATES-QAIS CONRAD
LAUREATE SOLICITORS
& NOTARY PUBLIC

Rafiu Sunmonu
DELMORE ENGINEERING
AND CONSTRUCTION
COMPANY LIMITED

Kolade T. Olawuni
BABALAKIN & CO.

Ijeoma Uche
KPMG

Kelechi Ugbeva
BLACKWOOD AND STONE LP

Chinyerugo Ugoji
AELEX

Ovie E. Ukiri
AJUMOGOBIA & OKEKE

Aniekhan Ukpanah
UDO UDOMA & BELO-OSAGIE

Adamu M. Usman
F.O. AKINRELE & CO.

Ebere Uzum
UDO UDOMA & BELO-OSAGIE

Uzoamaka Wemambu
STANBIC IBTC BANK LTD.

Uchechukwu Wigwe
AKANBI & WIGWE LEGAL
PRACTITIONERS

Kamaluddeen Yahaya
KAMALUDDIEN YAHAYA & CO.

Samuel Yisa
KPMG

Naomi Zayumba
MKONO & CO. ADVOCATES

NORWAY

NORWEGIAN BUILDING
AUTHORITY

Nanette Arvesen
ADVOKATFIRMAET
THOMMESSEN AS

Jan L. Backer
WIKBORG, REIN & CO.

Eli Beck Nilsen
PWC NORWAY

Stig Berge
ADVOKATFIRMAET
THOMMESSEN AS

Elin Bergman
MENON ECONOMICS

John Ole Bjørnerud
HAFSLUND

Ingrid Fladberg Brucker
ADVOKATFIRMA
SIMONSEN VOGT WIIG

Camilla Bull
HOMBLE OLSBY
ADVOKATFIRMA AS

Per Arne Dæhli
ADVOKATFIRMAET SELMER DA

Tron Dalheim
ARNTZEN DE BESCHE
ADVOKATFIRMA AS

Lars Davidsen
HAFSLUND

Lill Egeland
ADVOKATFIRMA
SIMONSEN VOGT WIIG

Knut Ekern
PWC NORWAY

Turid Ellingsen
STATENS KARTVERK

Marius Moursund Givold
WIKBORG, REIN & CO.

Gjermund Grimsby
MENON ECONOMICS

Leo A. Grünfeld
MENON ECONOMICS

Jarand Gule
YARA INTERNATIONAL ASA

Erlend Haaskjold
ARNTZEN DE BESCHE
ADVOKATFIRMA AS

Johan Astrup Heber
WIKBORG, REIN & CO.

Hilde Høksnes
ADVOKATFIRMAET SELMER DA

Heidi Holmelin
ADVOKATFIRMAET SELMER DA

Odd Hylland
PWC NORWAY

Anette Istre
ADVOKATFIRMA
SIMONSEN VOGT WIIG

Andreas Jarbø
ADVOKATFIRMAET SELMER DA

Kyrre Width Kielland
ADVOKATFIRMA RÆDER DA

Jarle Kjellingveit
UNIL AS

Eirin Kogstad
ARNTZEN DE BESCHE
ADVOKATFIRMA AS

Bente Langsrud
ARNTZEN DE BESCHE
ADVOKATFIRMA AS

Per Einar Lund
PWC NORWAY

Leif Petter Madsen
WIKBORG, REIN & CO.

William Peter Nordan
ADVOKATFIRMA
SIMONSEN VOGT WIIG

Christina Norland
ADVOKATFIRMAET SELMER DA

Ole Kristian Olsby
HOMBLE OLSBY
ADVOKATFIRMA AS

Einar Riddervold
PWC NORWAY

Ståle Skutle Arneson
ADVOKATFIRMA
SIMONSEN VOGT WIIG

Fredrik Sparre-Enger
ADVOKATFIRMAET SELMER DA

Iselin Stolpestad
THE BRONNOYSUND
REGISTER CENTER

Svein Sulland
ADVOKATFIRMAET SELMER DA

Liss Sunde
ADVOKATFIRMA RÆDER DA

Kaare Christian Tapper
WIKBORG, REIN & CO.

Ragnar Ulsund
HAFSLUND

Kai Sølve Urke
WIKBORG, REIN & CO.

Oyvind Vagan
THE BRONNOYSUND
REGISTER CENTER

OMAN

MUSCAT ELECTRICITY
DISTRIBUTION COMPANY

MUSCAT MUNICIPALITY

Hussein Al Balushi
MAZOOM ELECTRICITY
COMPANY

Dali Al Habboub
SNR DENTON & CO.

Hamed Amur Al Hajri
OMAN CABLES
INDUSTRY (SAOG)

Mohammed Al Khalili
AL BUSAIDY MANSOOR
JAMAL & CO.

Al Waleed Al Kiyumi
SNR DENTON & CO.

Abdulredha Al Lawati
SNR DENTON & CO.

Habib Murad Ali Al Raisi
CENTRAL BANK OF
OMAN (CBO)

Hamood Al Rawahi
SAHAR ASKALAN
LEGAL ADVOCACY &
CONSULTANCY (SALEGAL)

Ahmed Al Salmi
SAHAR ASKALAN
LEGAL ADVOCACY &
CONSULTANCY (SALEGAL)

Eman Al Shahry
SASLO - SAID AL
SHAHRY & PARTNERS

Said bin Saad Al Shahry
SASLO - SAID AL
SHAHRY & PARTNERS

Thamer Al Shahry
SASLO - SAID AL
SHAHRY & PARTNERS

Wafa Al Shuaibi
SASLO - SAID AL
SHAHRY & PARTNERS

Zuhaira Al Sulaimani
CURTIS MALLETT - PREVOST,
COLT & MOSLE LLP

Haitham Omar Albalulah
MOHAMMED IBRAHIM
LAW FIRM

Najat Al-Ismaily
SNR DENTON & CO.

Ahmed Aljahwari
M.O. HOUSING

Adil Alsobhi
ALSOBHI CONSTRUCTION

Umaima Al-Wahaibi
SNR DENTON & CO.

Ahmed Amor Al Esry
EY

Sahar Askalan
SAHAR ASKALAN
LEGAL ADVOCACY &
CONSULTANCY (SALEGAL)

Russell Aycok
PWC OMAN

Azhar Azmi
SAHAR ASKALAN
LEGAL ADVOCACY &
CONSULTANCY (SALEGAL)

Piyush Bhandari
INTUIT MANAGEMENT
CONSULTANCY

Priyanka Bhandari
INTUIT MANAGEMENT
CONSULTANCY

Sadaf Buchanan
SNR DENTON & CO.

Francis D'Souza

Jamie Gibson
TROWERS & HAMLINS

Justine Harding
SNR DENTON & CO.

Davis Kallukaran
HORWATH MAK GHAZALI LLC

Faiz Khan
AL BUSAIDY MANSOOR
JAMAL & CO.

Pushpa Malani
PWC OMAN

Mansoor Jamal Malik
AL BUSAIDY MANSOOR
JAMAL & CO.

Fathia Mbarak
TROWERS & HAMLINS

Yashpal Mehta

Unmi Muraleedharan
MUAMIR DESIGN & ENGG
CONSULTANCY LLC

Ahmed Naveed Farooqui
OMAN CABLES
INDUSTRY (SAOG)

Raghavendra Pangala
SEMACE & PARTNERS LLC

Dhanalakshmi Pillai Perumal
SNR DENTON & CO.

Johnson Rajan
INTUIT MANAGEMENT
CONSULTANCY

Mohammed Raza
EY

Khalid Rhamtalal Al-Badwi
RAJAB AL KATHIRI &
ASSOCIATES LEGAL
CONSULTANTS

Nick Simpson
SNR DENTON & CO.

Ahmed Subai
SASLO - SAID AL
SHAHRY & PARTNERS

Roy Thomas
OMAN CABLES
INDUSTRY (SAOG)

Rajesh Vaidyanathan
KHIMJI RAMDAS

Simon Ward
CURTIS MALLETT - PREVOST,
COLT & MOSLE LLP

PAKISTAN

CARGO CORPORATION

FEDERAL BOARD OF REVENUE

MAERSK LINE

NATIONAL ELECTRIC POWER
REGULATORY AUTHORITY

Tahir Abbas
MCC PORT QASIM

Zaheer Abbas Chughtai
QAISER & ABBAS ATTORNEYS
& CORPORATE COUNSELLORS

Mahmood Abdul Ghani
MAHMOOD ABDUL
GHANI & CO.

Umer Abdullah
ABDULLAH & HUSSAIN

Farid Ud Din Ahmad
KPMG

Khalil Ahmad
KARIM CHAMBER

Nadeem Ahmad
ORR, DIGNAM & CO.
ADVOCATES

Rana Ahmad
RANA IJAZ & PARTNERS

Jawad Ahmed
MUHAMMAD FAROOQ & CO.
CHARTERED ACCOUNTANTS

Shabbir Ahmed
MCC PORT QASIM

Shahid Ahmed
PROCON ENGINEERING PVT.
LTD., PART OF MASTER MOTOR
CORPORATION PVT. LTD.

Waheed Ahmed
LEGIS INN ATTORNEYS &
CORPORATE CONSULTANTS

Jamil Ahmed Khan
ERECTION ENGINEERS
AND CONTRACTORS

Majid Ahmed Khan
ERECTION ENGINEERS
AND CONTRACTORS

Muhammed Anas Ajmal
NAVEENA EXPORTERS

Mehmood Alam
TMT LAW SERVICES

Abbas Ali
EY

Akhtar Ali
AKHTAR ALI ASSOCIATES

Syed Ahmed Ali
SURRIDGE & BEECHENO

Tabassum Ali
TMT LAW SERVICES

Syed Ali Zafar
MANDVIWALLA & ZAFAR

A.R. Asad
DACO INTERNATIONAL
TRANSPORT PVT. LTD.

Jam Asif Mehmood
AHMED & QAZI

Bushra Aslam
SECURITIES AND EXCHANGE
COMMISSION

Muhammad Awais
EY

Jahanzeb Awan
KHALID ANWER & CO.

Anum Azhar
SAAD RASOOL LAW
ASSOCIATES

Shaezer Azmat
EY

Fawad Baluch
KHALID ANWER & CO.

Hasan Hameed Bhatti
LAHORE WASTE
MANAGEMENT COMPANY

Akeel Bilgrami
NAJMI BILGRAMI
COLLABORATIVE PVT. LTD.

Huzaima Bukhari
HUZAIMA & IKRAM

Aitzaz Aslam Chaudhary
SAAD RASOOL LAW
ASSOCIATES

Waheed Chaudhary
LEGIS INN ATTORNEYS &
CORPORATE CONSULTANTS

Salman Chima
CHIMA & IBRAHIM

Khurram Shehzad Chughtai
JUS & REM

Faisal Daudpota
KHALID DAUDPOTA & CO.

Junaid Daudpota
KHALID DAUDPOTA & CO.

Diana Dsouza
DATACHECK PVT. LTD.

Huma Ejaz Zaman
MANDVIWALLA & ZAFAR

Ikram Fayaz
QAMAR ABBAS & CO.

Kausar Fecto
KAUSAR FECTO & CO.
CHARTERED ACCOUNTANTS

Aman Ghanchi
UNILEVER PAKISTAN LIMITED

Asma Ghayoor
SINDH BUILDING
CONTROL AUTHORITY

Irfan Mir Halepota
LAW FIRM IRFAN M. HALEPOTA

Asma Hameed Khan
SURRIDGE & BEECHENO

Ikramul Haq
HUZAIMA & IKRAM

Salman Haq
EY

Khalil Hashmi
SYNTHETIC PRODUCTS
ENTERPRISES LIMITED

Saim Hashmi
AHMED & QAZI

Faiz-ul Hassan
LAND ADMINISTRATION &
REVENUE MANAGEMENT
INFORMATION SYSTEM
(LARMIS)

Mohammad Hassan Bakshi
ASSOCIATION OF BUILDERS
AND DEVELOPERS OF
PAKISTAN (ABAD)

Khizer Hayat
DANYAL AGENCIES

Dilawar Hussain
DS ENGINEERING SERVICES

Shaukat Hussain

Syed Intisar Hussain

AL HAJ FAW MOTORS
(PVT.) LIMITED

Azhar Iqbal
QURESHI LAW ASSOCIATES

Hasan Irfan Khan
IRFAN & IRFAN

Fiza Islam
LEGIS INN ATTORNEYS &
CORPORATE CONSULTANTS

Muzaffar Islam
LEGIS INN ATTORNEYS &
CORPORATE CONSULTANTS

Ilyas Jabbar
STATE BANK OF PAKISTAN

Tariq Nasim Jan
DATACHECK PVT. LTD.

Zafarullah Jan
KARACHI INTERNATIONAL
CONTAINER TERMINAL

Ismail Javed
JAVED UMAR ENTERPRISES

Rubina Javed
TEXPERTS INTERNATIONAL

M. Javed Hassan
TEXPERTS INTERNATIONAL

Babur Kabir
MCC PORT QASIM

Minam Karim
LMA EBRAHIM HOSAIN,
BARRISTERS, ADVOCATES &
CORPORATE LEGAL
CONSULTANTS

Habib Kazi
KHALID ANWER & CO.

Mayhar Kazi
RIAA BARKER GILLETTE
KARACHI

Aftab Ahmed Khan
SURRIDGE & BEECHENO

Ahmad Shahzad Khan
MARIUM ASSOCIATES

Ameer Khan
INDUS MOTORS CO. LTD.

Arif Khan
QAMAR ABBAS & CO.

Bilal Khan
AL HAJ FAW MOTORS
(PVT.) LIMITED

Hilal Khan
AL HAJ FAW MOTORS
(PVT.) LIMITED

Jahan Khan
SHAHEEN LOGISTICS PVT. LTD.

Shahzeb N. Khan
RIAA BARKER GILLETTE

Shair Khan
MCC PORT QASIM

Faiz Ullah Khan Niazi
SAAD RASOOL LAW
ASSOCIATES

Misbah Kokab
TMT LAW SERVICES

Muhammad Saleem Kundi
KUNDI SERVICES LTD.

Ali Abbas Lali
SAAD RASOOL LAW
ASSOCIATES

Irfan Majeed
NAVEENA EXPORTERS

Mohsin Malik
BUILDERS ASSOCIATES
PVT. LTD.

Nadeem Malik
PROCON ENGINEERING PVT.
LTD., PART OF MASTER MOTOR
CORPORATION PVT. LTD.

Muhammad Mansoor
UF LOGISTICS

Basharat Mehmood
QURESHI LAW ASSOCIATES

Aitzaz Manzoor Memon
RIAA BARKER GILLETTE
KARACHI

Muhammad Mudassar
ADVOCATE HIGH COURT

Syed Muhammad Ijaz
HUZAIMA & IKRAM

Kashif Mukhtar
NATIONAL INDUSTRIES

Anwar Kashif Mumtaz
SAIDUDDUN & CO.

Faiza Muzaffar
LEGIS INN ATTORNEYS &
CORPORATE CONSULTANTS

Mohammad Nadeem
PROCON ENGINEERING PVT.
LTD., PART OF MASTER MOTOR
CORPORATION PVT. LTD.

Muhammad Gohar Nawaz
LAHORE WASTE
MANAGEMENT COMPANY

Faryal Nazir
LMA EBRAHIM HOSAIN,
BARRISTERS, ADVOCATES &
CORPORATE LEGAL
CONSULTANTS

Omairah Nazir

Owais Patel
DATACHECK PVT. LTD.

Ahmad Pervez Mirza
ARCHITECTS AFFILIATION

Faisal Perwaiz Umer
PERWAIZ UMAR ENTERPRISES

Shahbakht Pirzada
RIAA BARKER GILLETTE
KARACHI

Khushbakht Qaiser
QAISER & ABBAS ATTORNEYS
& CORPORATE COUNSELLORS

Zarfshan Qaiser
QAISER & ABBAS ATTORNEYS
& CORPORATE COUNSELLORS

Naveed Qamar
PROCON ENGINEERING PVT.
LTD., PART OF MASTER MOTOR
CORPORATION PVT. LTD.

Adnan Qureshi
QURESHI LAW ASSOCIATES

Junaid Qureshi
PAKISTAN INTERNATIONAL
CONTAINER TERMINAL

Abdul Rahman
QAMAR ABBAS & CO.

Nageen Rahman
KPMG

Zaki Rahman
LMA EBRAHIM HOSAIN,
BARRISTERS, ADVOCATES &
CORPORATE LEGAL
CONSULTANTS

Arslan Rana
MCC PORT QASIM

Kashif Rasheed
PAK SUZUKI MOTOR CO. LTD.

Ghulam Rasool
HAIDER SHAMSI & CO.,
CHARTERED ACCOUNTANTS

Saad Rasool
SAAD RASOOL LAW
ASSOCIATES

Tayyab Raza
TMT LAW SERVICES

Abdur Razzaq
QAMAR ABBAS & CO.

Khalid A. Rehman
SURRIDGE & BEECHENO

Saad Saboor
EY

Ahmed Saeed
SAAD RASOOL LAW
ASSOCIATES

Rana Sajjad
RANA IJAZ & PARTNERS

Aftab Salahuddin
EY

Jawad A. Sarwana
ABRAHAM & SARWANA

Shakil Sarwar
GHANDHARA NISSAN LTD.

Mohammad Ali Seena
SURRIDGE & BEECHENO

Zulfiqar Shah
LAND ADMINISTRATION &
REVENUE MANAGEMENT
INFORMATION SYSTEM
(LARMIS)

Muhammad Shahid
SYNTHETIC PRODUCTS
ENTERPRISES LIMITED

Shabir Sharif
MASTRADE21

Arshad Shehzad
TAXPERTS

Adnan Sheikh
AKRAM SHEIKH LAW
ASSOCIATES

Barrister Sherjeel
AKRAM SHEIKH LAW
ASSOCIATES

Muneeb Ahmed Shiekh
MANDVIWALLA & ZAFAR

Muhammad Siddique
SECURITIES AND EXCHANGE
COMMISSION

Masood Siddiqui
ASHAKOOR & BROS

Ameena Suhail
QURESHI LAW ASSOCIATES

Haris Syed Raza
GERRY'S DNATA PVT. LTD.

Muhammad Tahir
STATE BANK OF PAKISTAN

Waqas Ahmed Tamimi
DELOITTE YOUSUF ADIL,
CHARTERED ACCOUNTANTS

Ali Thaheem
SURRIDGE & BEECHENO

Saud ul-Hassan
EY

Farhan Ullah
ATTORNEY

Fiza Usama
LEGIS INN ATTORNEYS &
CORPORATE CONSULTANTS

Chaudhary Usman
LMA EBRAHIM HOSAIN,
BARRISTERS, ADVOCATES &
CORPORATE LEGAL
CONSULTANTS

Hana Yahyal
SAIDUDDUN & CO.

Muhammad Yousuf
HAIDER SHAMSI & CO.,
CHARTERED ACCOUNTANTS

Syed Zeeshan Ali
EY

PALAU

Jun Aclan
CTSI LOGISTICS

Kenneth Barden
ATTORNEY-AT-LAW

Tito Cabunagan
PALAU PUBLIC UTILITY
CORPORATION

Maria Cristina Castro
WESTERN CAROLINE
TRADING CO.

Anthony Frazier

Sterlina Gabriel
BUREAU OF LAND
AND SURVEYS

Wilbert Kameron
PALAU SHIPPING
COMPANY, INC.

Mouias Kangichi
KOROR STATE GOVERNMENT

Carlos Mariano
CARLOS MARIANO LAW FIRM

Ramsey Ngiraibai
KOROR PLANNING AND
ZONING OFFICE

Techur Rengulbai
BUREAU OF PUBLIC WORKS

William L. Ridpath
WILLIAM L. RIDPATH,
ATTORNEY-AT-LAW (AMCIT)

V. Tikei Sbal
FINANCIAL INSTITUTIONS
COMMISSION

Rhinehart Silas
BUREAU OF REVENUE,
CUSTOMS AND TAXATION

Ken Sugiyama
PALAU PUBLIC UTILITY
CORPORATION

Sylcerius Tewalei
BUREAU OF LABOUR

PANAMA

Alvaro Aguilar
LOMBARDI AGUILAR GROUP

Gabriel Aguilar
LOMBARDI AGUILAR GROUP

Aristides Anguizola
MORGAN & MORGAN

Mercedes Araúz de Grimaldo
MORGAN & MORGAN

Khatiya Asvat
PATTON, MORENO & ASVAT

Fernando Aued
PATTON, MORENO & ASVAT

Francisco A. Barrios G.
PWC PANAMA

Gustavo Adolfo Bernal
ETESA

Klaus Bieberach Schriebl
TAX@PANAMA

Giovanna Cardellicchio
APC BURÓ SA

Johanna Castillo
ARIAS LAW

Luis Chalhoub
ICAZA, GONZALEZ-
RUIZ & ALEMAN

Julio César Contreras III
AROSEMENA NORIEGA
& CONTRERAS

Gonzalo Córdoba
APC BURO SA

Juan Carlos Croston
MANZANILLO INTERNATIONAL
TERMINAL OPERATOR MIT

Eduardo De Alba
ARIAS, FÁBREGA & FÁBREGA

Claudio De Castro
ARIAS, FÁBREGA & FÁBREGA

Jorge G. Lombardi Dutari
LOMBARDI AGUILAR GROUP

Marisol Ellis
ICAZA, GONZALEZ-
RUIZ & ALEMAN

Felipe Escalona
GALINDO, ARIAS & LÓPEZ

Ricardo Eskildsen Morales
ESKILDSEN & ESKILDSEN

María Cristina Fábrega
ARIAS LAW

Juan Pablo Fabrega Polleri
FABREGA, MOLINO & MULINO

L. Fernandes
THE PANAMA MARITIME
CHAMBER

Michael Fernandez
CÁMARA PANAMEÑA DE LA
CONSTRUCCIÓN (CAPAC)

Enna Ferrer
ALFARO, FERRER & RAMÍREZ

Angie Guzmán
MORGAN & MORGAN

Edgar Herrera
GALINDO, ARIAS & LÓPEZ

Jorge L. Lara T.
INGENIERÍA LARA SA

Cristina Lewis de la Guardia
GALINDO, ARIAS & LÓPEZ

Esteban Lopez Moreno
KATZ Y LOPEZ

Ivette Elisa Martínez Saenz
PATTON, MORENO & ASVT

Olmedo Miranda Boyd
AROSEMENA NORIEGA
& CONTRERAS

David M. Mizrahi Fidanque
MIZRACHI, DAVARRO & URIOLA

Erick Rogelio Muñoz
SUCRE, ARIAS & REYES

Mayrolis Parntner
ARIAS LAW

Hassim Patel
PWC PANAMA

Sebastián Perez
UNION FENOSA -
EDEMET - EDECHI

Nayda Price
PATTON, MORENO & ASVT

Linda Quintero
PINZON LOZANO &
ASOCIADOS ARQUITECTOS

Anel Roach
ALEMAN, CORDERO,
GALINDO & LEE

Mario Rognoni
AROSEMENA NORIEGA
& CONTRERAS

Nelson E. Sales
ALFARO, FERRER & RAMÍREZ

Daniel Sessa
GALINDO, ARIAS & LÓPEZ

Yinnis Solís de Amaya
UNION FENOSA -
EDEMET - EDECHI

Hermes Tello
ELECTROMECHANICAL
CONSULTING GROUP

Ramón Varela
MORGAN & MORGAN

Gabriela Vasquez
GALINDO, ARIAS & LÓPEZ

Mario Vlieg
ALEMAN, CORDERO,
GALINDO & LEE

PAPUA NEW GUINEA

CREDIT & DATA
BUREAU LIMITED

PWC PAPUA NEW GUINEA

Rob Addis
PENTAGON FREIGHT
SERVICES (PNG) LTD.

Ian Clarke
DENTONS

Paul Cullen
DENTONS

Rebecca Cullen
DENTONS

Gibson Geroro
GERORO LAWYERS

Simon Guidedcoq

Lea Henao
STEAMSHIPS TRADING
COMPANY LTD.

Clarence Hoot
INVESTMENT PROMOTION
AUTHORITY

Lauari Ikavape
INVESTMENT PROMOTION
AUTHORITY

Timothy Koris
PNG POWER LTD.

Sarah Kuman
ALLENS

Peter Lowing
LEAHY LEWIN NUTLEY
SULLIVAN

Doug Mageo
PNG POWER LTD.

Stephen Massa
DENTONS

Steve Patrick
GADENS LAWYERS

Ray Paul
PNG CUSTOMS SERVICE

Daroa Peter
INVESTMENT PROMOTION
AUTHORITY

Lou Pipi
NCDC MUNICIPALITY

Nancy Pogla
ALLENS LINKLATERS

Desmond Pokajam
INVESTMENT PROMOTION
AUTHORITY

Herjit Saini
DENTONS

Renee Siaguru
ALLENS

Sinton Spence Mbe
SINTON SPENCE CHARTERED
ACCOUNTANTS

Lilian Sukot
PNG POWER LTD.

Alex Tongayu
INVESTMENT PROMOTION
AUTHORITY

Sally Weatherstone
DENTONS

Stuart Wilson
LCS ELECTRICAL &
MECHANICAL CONTRACTORS

Alicia Yen
HEALY CONSULTANTS
GROUP PLC

PARAGUAY

Perla Alderete
VOUGA ABOGADOS

Bruno Angulo
PWC PARAGUAY

Sandybelle Avalos
RUSSELL BEDFORD
INTERNATIONAL

Enrique Benitez
BDO AUDITORES CONSULTORES

Maximo Gustavo Benitez
Gimenez
SUPERINTENDENCIA
DE BANCOS - BCP

Alex Berkemeyer
BERKEMEYER, ATTORNEYS
& COUNSELORS

Hugo T. Berkemeyer
BERKEMEYER, ATTORNEYS
& COUNSELORS

Juan Ramírez Biedermann
ESTUDIO JURIDICO
LIVIERES GUGGIARI

Carlos Cañete
BDO AUDITORES CONSULTORES

Pedro Cuevas
ADMINISTRACIÓN NACIONAL
DE ELECTRICIDAD

Sergio Dejesus
KEMPER – DEJESUS &
PANGRAZIO ABOGADOS
Y CONSULTORES

Natalia Enciso Benitez
NOTARY PUBLIC

María Ines Galeano
OLMEDO ABOGADOS

Néstor Gamarra
SERVIMEX SACI

Liliana Maria Giménez de
Castillo
DIRECCIÓN GENERAL DE
LOS REGISTROS PÚBLICOS

Lourdes Gonzalez
DIRECCIÓN GENERAL DE
LOS REGISTROS PÚBLICOS

Nadia Gorostiaga
PWC PARAGUAY

Sigfrido Gross Brown
ESTUDIO JURIDICO
GROSS BROWN

Marcelo Gul Pavoni
TMF GROUP

Carl Gwynn
GWYNN & GWYNN -
LEGAL COUNSELLORS

Norman Gwynn
SUPREME COURT OF JUSTICE

Manfred Heyn
FERRERE ABOGADOS

Christian Kemper
KEMPER – DEJESUS &
PANGRAZIO ABOGADOS
Y CONSULTORES

Gabriel Lamas
ONIX SACI CONSULTING +
ENGINEERING

Pablo Livieres Guggiari
ESTUDIO JURIDICO
LIVIERES GUGGIARI

Nestor Loizaga
FERRERE ABOGADOS

Augusto Mengual
MIATERRA

Oscar A. Mersan Galli
MERSAN ABOGADOS

María Esmeralda Moreno
Rodríguez Alcalá
MORENO RUFFINELLI
& ASOCIADOS

Monica Núñez
BERKEMEYER, ATTORNEYS
& COUNSELORS

Anibal Pangrazio
KEMPER – DEJESUS &
PANGRAZIO ABOGADOS
Y CONSULTORES

Rocio Penayo
MORENO RUFFINELLI
& ASOCIADOS

Yolanda Pereira
BERKEMEYER, ATTORNEYS
& COUNSELORS

María Antonia Ramírez de
Gwynn
GWYNN & GWYNN -
LEGAL COUNSELLORS

Veronica Recalde
KEMPER – DEJESUS &
PANGRAZIO ABOGADOS
Y CONSULTORES

Mauricio Salgueiro
VOUGA ABOGADOS

Rafael Salomoni
SALOMONI & ASOCIADOS

Cecilia Sánchez
VOUGA ABOGADOS

Angela Schaefer de Sosa
ESCRIBANA PÚBLICA

Carlos Torres
GRUPO IBD

María Gloria Triguís Gonzalez
BERKEMEYER, ATTORNEYS
& COUNSELORS

Emmanuel Trulls
FERRERE ABOGADOS

Andres Vera
VOUGA ABOGADOS

David Vera
VOUGA ABOGADOS

Walter Vera
VOUGA ABOGADOS

Carlos Vouga
VOUGA ABOGADOS

Rodolfo Vouga Muller
VOUGA ABOGADOS

PERU

AGUIRRE ABOGADOS
& ASESORES

WHITE & CASE SC

Guillermo Acuña Roeder
RUBIO LEGUIA NORMAND

Marco Antonio Alarcón Piana
ESTUDIO LUIS ECHECOPAR
GARCÍA SRL

Cesar Angulo
MUÑOZ, RAMÍREZ, PERÉZ-
TAIMAN & OLAYA ABOGADOS

Evelin Aragon Grados
ADEX

Jimmy Atunga Rios
M.A.V. LOGISTICA Y
TRANSPORTE SA

Guilherme Auler
AULER Y PINTO ABOGADOS

Brian Avalos
PAYET, REY, CAUVI,
PÉREZ ABOGADOS

Arelis Avila Tagle
CONUDFI

Jose Luis Ayllon Carreño
CÁMARA PERUANA DE
LA CONSTRUCCIÓN

Guillermo Bracamonte
MIRANDA & AMADO

Stephany Giovanna Bravo de
Rueda Arce
RANSA COMERCIAL SA

Wilfredo Caceres
ESTUDIO MUÑOZ, RAMÍREZ,
PEREZ-TAIMAN & OLAYA

Renzo Camaiora
GALLO BARRIOS PICKMANN

Fernando Castro
MUÑOZ, RAMÍREZ, PERÉZ-
TAIMAN & OLAYA ABOGADOS

Alvaro Chuquipiondo
BARRIOS & FUENTES
ABOGADOS

Sandra Copacandori
BARRIOS & FUENTES
ABOGADOS

Tomas Cosco
RUSSELL BEDFORD PERÚ -
MEMBER OF RUSSELL
BEDFORD INTERNATIONAL

Ricardo de la Piedra
ESTUDIO OLAECHEA,
MEMBER OF LEX MUNDI

Jose Dedios
PAYET, REY, CAUVI,
PÉREZ ABOGADOS

Carlos Roberto Drago Llanos
SUNAT

Alex Espinoza
PWC PERU

Hugo Espinoza Rivera
SUNARP

María del Pilar Falcón Castro
ESTUDIO LLONA &
BUSTAMANTE ABOGADOS

Napoleón Fernández
SUNARP

Fiamma Fernandez Saldamando
CONUDFI

Luis Enrique Narro Forno
SUNAT

Luis Fuentes
BARRIOS & FUENTES
ABOGADOS

Julio Gallo
GALLO BARRIOS PICKMANN

Lorena Galvez
GALLO BARRIOS PICKMANN

Alejandra Giufra Chavez
ESTUDIO LLONA &
BUSTAMANTE ABOGADOS

Diego Gomez
BARRIOS & FUENTES
ABOGADOS

Rafael Gonzales
BARRIOS & FUENTES
ABOGADOS

Gerardo Guzman
DELMAR UGARTE ABOGADOS

Carlos Hernández Ladera
RANSA COMERCIAL SA

Jose Antonio Honda
ESTUDIO OLAECHEA,
MEMBER OF LEX MUNDI

Diego Huertas del Pino
BARRIOS & FUENTES
ABOGADOS

Felipe Eduardo Iannacone Silva
SUNAT

César Ballón Izquierdo
RANSA COMERCIAL SA

Sacha Larrea
SCOTIABANK PERU

Alexandra Lemke
BARRIOS & FUENTES
ABOGADOS

Gonzalo Leo
BARRIOS & FUENTES
ABOGADOS

Juan Carlos Leon Siles
ADEX

German Lora
PAYET, REY, CAUVI,
PÉREZ ABOGADOS

Rafael Lulli Meyer
REBAZA, ALCÁZAR & DE
LAS CASAS ABOGADOS
FINANCIEROS

Cesar Luna Victoria
RUBIO LEGUÍA NORMAND

Milagros Maravi Sumar
RUBIO LEGUÍA NORMAND

Orlando Marchesi
PWC PERU

Carlos Martínez Ebell
RUBIO LEGUÍA NORMAND

Jesús Matos
ESTUDIO OLAECHEA,
MEMBER OF LEX MUNDI

Gino Menchola
PWC PERU

Jorge Miranda
RUBIO LEGUÍA NORMAND

Diego Muñoz
ESTUDIO OLAECHEA,
MEMBER OF LEX MUNDI

Juan Carlos Novoa
SOCIEDAD NACIONAL DE
MINERÍA, PETRÓLEO Y ENERGÍA

Lilian Oliver
SUNARP

Alexandra Orbezo
REBAZA, ALCÁZAR & DE
LAS CASAS ABOGADOS
FINANCIEROS

Luis Orrego
DELMAR UGARTE ABOGADOS

Ariel Orrego-Villacorta
BARRIOS & FUENTES
ABOGADOS

Cristina Oviedo
PAYET, REY, CAUVI,
PÉREZ ABOGADOS

David Pacheco
ESTUDIO OLAECHEA,
MEMBER OF LEX MUNDI

Nélida Palacios
SUNARP

Roxana Antonieta Pantigozo
Delgado
SUNAT

Edmundo Paredes
SUPERINTENDENCY OF
BANKING, INSURANCE
AND PRIVATE PENSION
FUND ADMINISTRATOR

Lucianna Polar
ESTUDIO OLAECHEA,
MEMBER OF LEX MUNDI

Angélica Portillo Flores
SUNARP

Juan Manuel Prado
Bustamante
ESTUDIO LLONA &
BUSTAMANTE ABOGADOS

Maribel Príncipe Hidalgo
RUBIO LEGUÍA NORMAND

María José Puertas
GALLO BARRIOS PICKMANN

Cesar Puntriano
PWC PERU

Manuel Quindimil
CÁMARA DE COMERCIO
AMERICANA DEL PERÚ

Bruno Marchese Quintana
RUBIO LEGUÍA NORMAND

Fernando M. Ramos
BARRIOS & FUENTES
ABOGADOS

Alonso Rey Bustamante
PAYET, REY, CAUVI,
PÉREZ ABOGADOS

José Miguel Reyes
BARRIOS & FUENTES
ABOGADOS

Andrea Rieckhof
GALLO BARRIOS PICKMANN

Andres Rieckhof
REBAZA, ALCÁZAR & DE
LAS CASAS ABOGADOS
FINANCIEROS

Anggie Rivera
BARRIOS & FUENTES
ABOGADOS

Juan Manuel Robles
RUBIO LEGUÍA NORMAND

Erick Rojas
CÁMARA PERUANA DE
LA CONSTRUCCIÓN

Martin Ruggiero
PAYET, REY, CAUVI,
PÉREZ ABOGADOS

Felix Arturo Ruiz Sanchez
RUBIO LEGUÍA NORMAND

Carolina Sáenz
RUBIO LEGUÍA NORMAND

Carolina Salcedo
ESTUDIO MUNIZ, RAMIREZ,
PEREZ-TAIMAN & OLAYA

Raúl Sanchez
BARRIOS & FUENTES
ABOGADOS

Raul Sanchez Sabogal
ADEX

Pablo Santos
CONUDFI

Pablo Santos Curo
ADEX

Victor Scarsi
LUZ DEL SUR

Martin Serkovic
ESTUDIO OLAECHEA,
MEMBER OF LEX MUNDI

Hugo Silva
RODRIGO, ELÍAS,
MEDRANO ABOGADOS

Ricardo P. Silva
ESTUDIO MUNIZ, RAMIREZ,
PEREZ-TAIMAN & OLAYA

Carla Sinchi
PAYET, REY, CAUVI,
PÉREZ ABOGADOS

Enrique Sebastián Soto Ruiz
CONGRESO DE LA REPUBLICA

Jose Steck
NPG ABOGADOS

Edmundo Taboada
BARRIOS & FUENTES
ABOGADOS

Carlos Tapia
NPG ABOGADOS

Claudia Tejada
BARRIOS & FUENTES
ABOGADOS

Xenia Tello
ESTUDIO OLAECHEA,
MEMBER OF LEX MUNDI

Ricardo Arturo Toma Oyama
SUNAT

Arturo Tuesta
PWC PERU

Manuel A. Ugarte
DELMAR UGARTE ABOGADOS

Jean A. Unda Valverde
SOCIEDAD NACIONAL DE
MINERÍA, PETRÓLEO Y ENERGÍA

Jack Vainstein
VAINSTEIN & INGENIEROS SA

Erick Valderrama
RUSSELL BEDFORD PERÚ
- MEMBER OF RUSSELL
BEDFORD INTERNATIONAL

Yelitza Valdivia
MIRANDA & AMADO

Mitchell Alex Valdiviezo Del
Carpio
RUBIO LEGUÍA NORMAND

Manuel Villa-García
ESTUDIO OLAECHEA,
MEMBER OF LEX MUNDI

Rafael Villaran
ESTUDIO LUIS ECHECOPAR
GARCIA SRL

Agustín Yrigoyen
GARCIA SAYAN ABOGADOS

Sabino Zaconeta Torres
ASOCIACIÓN PERUANA DE
AGENTES MARÍTIMOS

PHILIPPINES

CREDIT INFORMATION
CORPORATION

DEPARTMENT OF ENERGY

Go Abigail
SIGUION REYNA MONTECILLO
& ONGSIAKO

Juan Paolo Agbayani
MARTINEZ VERGARA
GONZALEZ & SERRANO

Ma. Carmen Agcaoili-Orena
AGCAOILI & ASSOCIATES

Shirley Alinea
MARTINEZ VERGARA
GONZALEZ & SERRANO

Charina Amanda B. Javier
SKALA ARCHITECTS

Henry D. Antonio
KPMG R.G. MANABAT & CO.

Rosario Carmela Asutria
SEC

Francis Avellana
BAP CREDIT BUREAU, INC.

Alex B. Runes
MERALCO

Manuel Batallones
BAP CREDIT BUREAU, INC.

Merope Bautista
TRADECON TRADING
& CONSTRUCTION

Vera Marie Bautista
SYCIP SALAZAR HERNANDEZ
& GATMAITAN

Rosario Cherry Bernaldo
SHAREHOLDERS
ASSOCIATION OF THE
PHILIPPINES (SHAREPHIL)

Ronald Bernas
QUISUMBING TORRES,
MEMBER FIRM OF BAKER &
MCKENZIE INTERNATIONAL

Irene Joy Besido Garcia
KAPUNAN GARCIA &
CASTILLO LAW OFFICES

Kristine Bongcaron
MARTINEZ VERGARA
GONZALEZ & SERRANO

Pearl Grace Cabali
PUYAT JACINTO SANTOS
LAW OFFICE

Juan Arturo Iluminado
Cagampang de Castro
DE CASTRO & CAGAMPANG-
DE CASTRO LAW FIRM

Justina Callangan
SEC

Renato Calma
ORTEGA, BACORRO, ODULIO,
CALMA & CARBONELL

Roselle Caraig
ISLA LIPANA & CO.

Mia Carmela Imperial
QUISUMBING TORRES,
MEMBER FIRM OF BAKER &
MCKENZIE INTERNATIONAL

Domingo Castillo
SYCIP SALAZAR HERNANDEZ
& GATMAITAN

Jon Edmarc R. Castillo
SYCIP SALAZAR HERNANDEZ
& GATMAITAN

Luis M. Catibayan
BUREAU OF IMPORT SERVICES

Ria Danielle Ching
KPMG R.G. MANABAT & CO.

Kenneth L. Chua
QUISUMBING TORRES,
MEMBER FIRM OF BAKER &
MCKENZIE INTERNATIONAL

Juan Paolo E. Colet

Toni Angeli Co

Karl Raymond Cruz
SYCIP SALAZAR HERNANDEZ
& GATMAITAN

Robert Dalaodao
IN-LINE FORWARDER

Thomas John Thaddeus de
Castro
AGCAOILI & ASSOCIATES

Emérico O. de Guzman
ANGARA ABELLO CONCEPCION
REGALA & CRUZ LAW
OFFICES (ACCRALAW)

Hector De Leon, Jr.
SYCIP SALAZAR HERNANDEZ
& GATMAITAN

Ann Sherrol De los Santos
SHAREHOLDERS
ASSOCIATION OF THE
PHILIPPINES (SHAREPHIL)

Anthony Dee
SYCIP SALAZAR HERNANDEZ
& GATMAITAN

Corazon Del Castillo
SIGUION REYNA MONTECILLO
& ONGSIAKO

Evelyn Dela Cerna
FAST LINK

Aimee Rose dela Cruz
ISLA LIPANA & CO.

Jenny Jean Domino
SYCIP SALAZAR HERNANDEZ
& GATMAITAN

Rolando Ducut
IN-LINE FORWARDER

Alexander Dy
VILLANUEVA GABIONZA
& DY LAW OFFICES

Karla Eunice
PAREDES GARCIA AND
GOLEZ LAW OFFICE

Colonel Jesus Fernandez
LOCAL GOVERNMENT
OF QUEZON CITY

Florida Fomaneg
ISLA LIPANA & CO.

Catherine Franco
QUISUMBING TORRES,
MEMBER FIRM OF BAKER &
MCKENZIE INTERNATIONAL

Arnelito Garcia
AB GARCIA
CONSTRUCTION INC.

Geraldine S. Garcia
FOLLOSCO MORALLOS
& HERCE

Vicente Gerochi IV
SYCIP SALAZAR HERNANDEZ
& GATMAITAN

Ma. Cecilia Gironella
GIRONELLA LAW OFFICE

Carlo Miguel Romeo S. Go
SYCIP SALAZAR HERNANDEZ
& GATMAITAN

Manuel Z. Gonzalez
MARTINEZ VERGARA
GONZALEZ & SERRANO

George Matthew Habacon
SYCIP SALAZAR HERNANDEZ
& GATMAITAN

Judy Hao
ANGARA ABELLO CONCEPCION
REGALA & CRUZ LAW
OFFICES (ACCRALAW)

Jose Emmanuel Hernandez
DE GUZMAN SAN DIEGO
MEJIA & HERNANDEZ

Tadeo F. Hilado
ANGARA ABELLO CONCEPCION
REGALA & CRUZ LAW
OFFICES (ACCRALAW)

Benito Jose L. de los Santos
ABS LAW FIRM

Charmane Kanahashi
PAREDES GARCIA AND
GOLEZ LAW OFFICE

Justin Vincent La Chica
ROMULO, MABANTA,
BUENAVENTURA, SAYOC
& DE LOS ANGELES,
MEMBER OF LEX MUNDI

Carina Laforteza
SYCIP SALAZAR HERNANDEZ
& GATMAITAN

Fredieric Landicho
NAVARRO AMPER & CO.

Hiyasmin Lipatan
SYCIP SALAZAR HERNANDEZ
& GATMAITAN

Everlene Lee
ANGARA ABELLO CONCEPCION
REGALA & CRUZ LAW
OFFICES (ACCRALAW)

Jennifer Lee
QUASHA ANCHETA
PENA & NOLASCO

Jeva Lee
AB GARCIA
CONSTRUCTION INC.

Ana Liezl Pelayo
IN-LINE FORWARDER

Joyce Liza Chan
QUISUMBING TORRES,
MEMBER FIRM OF BAKER &
MCKENZIE INTERNATIONAL

Roane Alfredo Lopez
ORTEGA, BACORRO, ODULIO,
CALMA & CARBONELL

Herbert M. Bautista
LOCAL GOVERNMENT
OF QUEZON CITY

Mel A. Macaraig
CASTILLO LAMAN TAN
PANTALEON & SAN JOSE

Sam Angelo Maducdoc
KPMG R.G. MANABAT & CO.

Marlon G. Mariano
LOCAL GOVERNMENT
OF QUEZON CITY

Hector A. Martinez
PLATON, MARTINEZ FLORES
SAN PEDRO & LEAÑO

Michael Mejia
DE GUZMAN SAN DIEGO
MEJIA & HERNANDEZ

Enrique J. Mendoza
ROMULO, MABANTA,
BUENAVENTURA, SAYOC
& DE LOS ANGELES,
MEMBER OF LEX MUNDI

Maria Teresa Mercado-Ferrer
SYCIP SALAZAR HERNANDEZ
& GATMAITAN

Marianne Miguel
SYCIP SALAZAR HERNANDEZ
& GATMAITAN

Jesunito G. Morillos
FOLLOSCO MORALLOS
& HERCE

Gregorio S. Navarro
NAVARRO AMPER & CO.

Perpetua Calliope Ngo
MARTINEZ VERGARA
GONZALEZ & SERRANO

Krisanto Karlo Nicolas
NICOLAS & DE VEGA
LAW OFFICES

Harold Ocampo
ISLA LIPANA & CO.

Jude Ocampo
OCAMPO & SURALVO
LAW OFFICES

Karen Ocampo
OCAMPO & SURALVO
LAW OFFICES

Gwyneth Ong
MARTINEZ VERGARA
GONZALEZ & SERRANO

Mariah-Rose Rafaela Ong
KPMG R.G. MANABAT & CO.

Maria Christina Ortua
SYCIP SALAZAR HERNANDEZ
& GATMAITAN

Ma. Milagros Padernal
UY SINGSON ABELLA & CO.

Sheila Mae Panares
SEC

Benedicto Panigbatan
SYCIP SALAZAR HERNANDEZ
& GATMAITAN

Gil Christopher Paredes
KPMG R.G. MANABAT & CO.

Hilario Paredes
PAREDES GARCIA &
GOLEZ LAW OFFICE

Ma. Patricia Paz
SYCIP SALAZAR HERNANDEZ
& GATMAITAN

Maria Pilar Pilares-Gutierrez
CASTILLO LAMAN TAN
PANTALEON & SAN JOSE

Maybellyn Pinpin-Malayo
ISLA LIPANA & CO.

Hailin Quintos
SYCIP SALAZAR HERNANDEZ
& GATMAITAN

Revelino Rabaja
ISLA LIPANA & CO.

Janice Kae Ramirez
QUASHA ANCHETA
PENA & NOLASCO

Frederika Rentoy
LOCAL GOVERNMENT
OF QUEZON CITY

Elaine Patricia S.
Reyes-Rodolfo
ANGARA ABELLO CONCEPCION
REGALA & CRUZ LAW
OFFICES (ACCRALAW)

Leandro Ben Robediso
KPMG R.G. MANABAT & CO.

Pedro P. Rodriguez
LOCAL GOVERNMENT
OF QUEZON CITY

Ricardo J. Romulo
ROMULO, MABANTA,
BUENAVENTURA, SAYOC
& DE LOS ANGELES,
MEMBER OF LEX MUNDI

Renz Jeffrey A. Ruiz
SYCIP SALAZAR HERNANDEZ
& GATMAITAN

Patrick Henry D. Salazar
QUISUMBING TORRES,
MEMBER FIRM OF BAKER &
MCKENZIE INTERNATIONAL

Neptali Salvanera
ANGARA ABELLO CONCEPCION
REGALA & CRUZ LAW
OFFICES (ACCRALAW)

Rodolfo San Diego
DE GUZMAN SAN DIEGO
MEJIA & HERNANDEZ

Jennilyn Sio
SHAREHOLDERS
ASSOCIATION OF THE
PHILIPPINES (SHAREPHIL)

Neil Sison
SISON CORILLO PARONE & CO.

Felice Suzanne Soria
ANGARA ABELLO CONCEPCION
REGALA & CRUZ LAW
OFFICES (ACCRALAW)

Manilyn Rose Sotelo
ISLA LIPANA & CO.

Erdan Suero

Cristina Suralvo
OCAMPO & SURALVO
LAW OFFICES

Shennan Sy
KALAW SY VIDA
SELVA & CAMPOS

Fidel T. Valeros
PUYAT JACINTO SANTOS
LAW OFFICE

Gloria Victoria Y. Taruc
ENERGY REGULATORY
COMMISSION

Carlos Martin Tayag
ROMULO, MABANTA,
BUENAVENTURA, SAYOC
& DE LOS ANGELES,
MEMBER OF LEX MUNDI

Amando Tetangco Jr.
BANGKO SENTRAL NG PILIPINAS

Jolina Pauline Tuazon
PUYAT JACINTO SANTOS
LAW OFFICE

Roland Glenn Tuazon
ROMULO, MABANTA,
BUENAVENTURA, SAYOC
& DE LOS ANGELES,
MEMBER OF LEX MUNDI

Martin Victorino Cusi
VILLANUEVA GABIONZA
& DY LAW OFFICES

Virginia B. Viray
PUYAT JACINTO SANTOS
LAW OFFICE

Gil Roberto Zerrudo
QUISUMBING TORRES,
MEMBER FIRM OF BAKER &
MCKENZIE INTERNATIONAL

POLAND

ENERGY REGULATORY OFFICE

NAPRAWA KABLI
ENERGETYCZNYCH
ANDRZEJ ROGOWSKI

Wojciech Andrzejewski
KANCELARIA PRAWNA PISZCZ,
NOREK I WSPÓLNICY SP.K.

Marcin Bącal
CHAJEC, DON-SIEMION &
ZYTO LEGAL ADVISORS

Tomasz Baranczyk
PWC POLAND

Michał Barłowski
WARDYNSKI & PARTNERS

Justyna Bartnik
MORAWSKI & PARTNERS
LAW FIRM

Wojciech Bieganski
DLA PIPER WIATER SP.K.

Paulina Blukacz
MINISTRY OF FINANCE

Joanna Bugajska
JAMP

Rafał Burda
DLA PIPER WIATER SP.K.

Kinga Cekiera
BREVILLS CEKIERA
OLEKSIWICZ SP.K.

Olga Chodorowska
KAMINSKI & PARTNERS
KANCELARIA PRAWNICZA SP.K.

Małgorzata Chruściak
CMS CAMERON MCKENNA

Łukasz Chruściel
RACZKOWSKI PARUCH LAW
FIRM IUS LABORIS POLAND
GLOBAL HR LAWYERS

Karolina Czapska
RACZKOWSKI PARUCH LAW
FIRM IUS LABORIS POLAND
GLOBAL HR LAWYERS

Katarzyna Czwartosz
WHITE & CASE M. STUDNIAREK
I WSPÓLNICY - KANCELARIA
PRAWNA SP.K.

Michał Dąbrowski
MINISTRY OF JUSTICE

Aleksandra Danielewicz
DLA PIPER WIATER SP.K.

Andrzej Dmowski
RUSSELL BEDFORD POLAND SP.
Z O.O. - MEMBER OF RUSSELL
BEDFORD INTERNATIONAL

Ewa Don-Siemion
CHAJEC, DON-SIEMION &
ZYTO LEGAL ADVISORS

Bartosz Draniewicz
KANCELARIA PRAWA
GOSPODARCZEGO I
EKOLOGICZNEGO DR
BARTOSZ DRANIEWICZ

Edyta Dubikowska
SQUIRE PATTON BOGGS

Patryk Filipiak
FLIPIAKBABCZ LEGAL,
ZIMMERMAN FLIPIAK
RESTRUKTURYZACJA SA

Maciej Geromin
ALLERHAND INSTITUTE

Michał Gliński
WARDYNSKI & PARTNERS

Magdalena Gmur
DLA PIPER WIATER SP.K.

Rafał Godlewski
WARDYNSKI & PARTNERS

Bartosz Groele
ALLERHAND INSTITUTE

Andrzej GrzeŚkiewicz
GRIDNET

Marcin Hołowska
KANCELARIA ADWOKATA
MARCINA HOŁOWKI

Łukasz Iwański
ENERGOMIX

Michał Jadwisiak
WHITE & CASE M. STUDNIAREK
I WSPÓLNICY - KANCELARIA
PRAWNA SP.K.

Jakub Jedrzejak
WKB WIERCINSKI,
KWIECINSKI, BAEHR SP.K.

Magdalena Kalińska
WKB WIERCINSKI,
KWIECINSKI, BAEHR SP.K.

Mateusz Kaliński
KANCELARIA PRAWA
RESTRUKTURYZACYJNEGO I
UPADŁOŚCIOWEGO TATARA
I WSPÓŁPRACOWNICY

Karolina Kalucka
DLA PIPER WIATER SP.K.

Aleksandra Kaminska
DENTONS

Tomasz Kański
SOŁTYSIŃSKI KAWECKI
& SZŁĘŻAK

Iwona Karasek-Wojciechowicz
JAGIELLONIAN UNIVERSITY

Zbigniew Korba
DELOITTE DORADZTWO
PODATKOWE SP. Z O.O.

Jacek Korzeniewski
BAKER & MCKENZIE

Aleksandra Kozłowska
DLA PIPER WIATER SP.K.

Adam Królik
KANCELARIA PRAWA
RESTRUKTURYZACYJNEGO I
UPADŁOŚCIOWEGO TATARA
I WSPÓŁPRACOWNICY

Iga Kwasny
MOORE STEPHENS CENTRAL
AUDIT SP. Z O.O.

Ewa Łachowska-Brol
WIERZBOWSKI EVERSHERDS
SUTHERLAND SP.K., MEMBER
OF EVERSHERDS SUTHERLAND
(EUROPE) LIMITED

Wojciech Langowski
MILLER CANFIELD

Katarzyna Lawinska
BAKER & MCKENZIE

Agnieszka Lehwark
DLA PIPER WIATER SP.K.

Monika Leszko
DLA PIPER WIATER SP.K.

Konrad Piotr Lewandowski
MAURICE WARD &
CO. SP. Z O.O.

Agnieszka Lisiecka
WARDYNSKI & PARTNERS

Tomasz Listwan
MOORE STEPHENS CENTRAL
AUDIT SP. Z O.O.

Paweł Ludwiniak
ELTECH

Konrad Marciniuk
MILLER CANFIELD

Adam Marszałek
DLA PIPER WIATER SP.K.

Paweł Meus
GIDE LOYRETTE NOUËL
POLAND WARSAW

Tomasz Michalik
MDDP MICHALIK DŁUSKA
DZIEDZIC I PARTNERZY

Anna Miernik
CLIFFORD CHANCE

Tomasz Milewski
MILLER CANFIELD

Joanna Młot
CMS CAMERON MCKENNA

Adam Morawski
MORAWSKI & PARTNERS
LAW FIRM

Grzegorz Namiotkiewicz
CLIFFORD CHANCE

Michał Niemirowicz-Szczytt
LEX IU VAT KANCELARIA
RADCY PRAWNEGO MICHAŁ
NIEMIROWICZ-SZCZYTT

Dominika Nowak
DLA PIPER WIATER SP.K.

Marta Osowska
WHITE & CASE M. STUDNIAREK
I WSPÓLNICY - KANCELARIA
PRAWNA SP.K.

Tomasz Ostrowski
WHITE & CASE M. STUDNIAREK
I WSPÓLNICY - KANCELARIA
PRAWNA SP.K.

Sławomir Paruch
RACZKOWSKI PARUCH LAW
FIRM IUS LABORIS POLAND
GLOBAL HR LAWYERS

Krzysztof Pawlak
SOŁTYSIŃSKI KAWECKI
& SZŁĘŻAK

Agata Pawlak-Jaszczak
KANCELARIA PRAWNA PISZCZ,
NOREK I WSPÓLNICY SP.K.

Malgorzata Pietrzak-Paciorek
BAKER & MCKENZIE

Mariusz Purgał
TOMASIK, PAKOSIEWICZ,
GROELE ADWOKACI I
RADCOWIE PRAWNI SP.P.

Anna Ratajczyk-Salamacha
GIDE LOYRETTE NOUEL
POLAND WARSAW

Radosław Rudnik
CHAJEC, DON-SIEMION &
ZYTTO LEGAL ADVISORS

Szymon Sakowski
DLA PIPER WIATER SP.K.

Marek Sawicki
DLA PIPER WIATER SP.K.

Gabriela Siegmund
SOŁTYSIŃSKI KAWECKI
& SZŁĘZAK

Karol Skibniewski
SOŁTYSIŃSKI KAWECKI
& SZŁĘZAK

Michał Snitko-Pleszko
BLACKSTONES

Marek Sosnowski
GIDE LOYRETTE NOUEL
POLAND WARSAW

Maciej Stepień
PWC POLAND

Malgorzata Studniarek
DLA PIPER WIATER SP.K.

Michał Subocz
WHITE & CASE M. STUDNIAREK
I WSPÓLNICY - KANCELARIA
PRAWNA SP.K.

Michał Suska
ENERGOMIX

Filip Świtała
MINISTRY OF FINANCE

Jadwiga Szabat
ECOVIS SYSTEM
REWIDENT SP. Z O.O.

Leonart Szanajca-Kossakowski
DLA PIPER WIATER SP.K.

Emil Szczepanik
MINISTRY OF JUSTICE

Łukasz Szegda
WARDYŃSKI & PARTNERS

Marcelina Szwed
DLA PIPER WIATER SP.K.

Maciej Szwedowski
SQUIRE PATTON BOGGS

Karol Tatała
KANCELARIA PRAWA
RESTRUKTURYZACYJNEGO I
UPADŁOSCIOWEGO TATARA
I WSPÓŁPRACOWNICY

Dariusz Tokarczuk
GIDE LOYRETTE NOUEL
POLAND WARSAW

Mateusz Tusznio
WARDYŃSKI & PARTNERS

Dominika Wądrodzka
BNT NEUPERT ZAMORSKA &
ZAMORSKA PARTNERZY SP.J.

Emilia Waszkiewicz
BAKER & MCKENZIE

Cezary Wernic
MINISTRY OF FINANCE

Sebastian Wiecek
DENTONS

Anna Wietrzyńska-Ciołkowska
DLA PIPER WIATER SP.K.

Anna Wojciechowska
WKB WIERCINSKI,
KWIECIŃSKI, BAEHR SP.K.

Jakub Woliński
BNT NEUPERT ZAMORSKA &
ZAMORSKA PARTNERZY SP.J.

Steven Wood
BLACKSTONES

Anna Wyrzykowska
WKB WIERCINSKI,
KWIECIŃSKI, BAEHR SP.K.

Edyta Zalewska
GIDE LOYRETTE NOUEL
POLAND WARSAW

Maciej Zalewski
WHITE & CASE M. STUDNIAREK
I WSPÓLNICY - KANCELARIA
PRAWNA SP.K.

Anna Ziemian
DLA PIPER WIATER SP.K.

Dariusz Zimnicki
CHAJEC, DON-SIEMION &
ZYTTO LEGAL ADVISORS

Agnieszka Ziółek
CMS CAMERON MCKENNA

Katarzyna Zukowska
WARDYŃSKI & PARTNERS

Krzysztof Zyto
CHAJEC, DON-SIEMION &
ZYTTO LEGAL ADVISORS

PORTUGAL

Victor Abrantes
INTERNATIONAL SALES AGENT

Anabela Aguiar Salvado
PEDRO RAPOSO &
ASSOCIADOS

Bruno Andrade Alves
PWC PORTUGAL

Igor Amarii
MBS ADVOGADOS

Joana Andrade Correia
RAPOSO BERNARDO &
ASSOCIADOS

Luis Antunes
LUFTEC – TÉCNICAS
ELÉCTRICAS LDA

Filipa Arantes Pedroso
MORAIS LEITÃO, GALVÃO
TELES, SOARES DA SILVA
& ASSOCIADOS, MEMBER
OF LEX MUNDI

Miguel Azevedo
GARRIGUES PORTUGAL
SLP - SUCURSAL

João Banza
PWC PORTUGAL

Manuel P. Barrocas
BARROCAS ADVOGADOS

Jeanine Batalha Ferreira
PWC PORTUGAL

Mark Bekker
BEKKER LOGISTICA

Antonio Belmar da Costa
ASSOCIAÇÃO DOS AGENTES
DE NAVEGAÇÃO DE
PORTUGAL (AGEPOR)

Andreia Bento Simões
MORAIS LEITÃO, GALVÃO
TELES, SOARES DA SILVA
& ASSOCIADOS, MEMBER
OF LEX MUNDI

João Bettencourt da Camara
CREDINFORMAÇÕES - EQUIFAX

João Cadete de Matos
BANCO DE PORTUGAL

Susana Caetano
PWC PORTUGAL

Vicente Caldeira Pires
PEDRO RAPOSO &
ASSOCIADOS

Inês Calor
CICS.NOVA, UNIVERSIDADE
NOVA DE LISBOA

Francisco Campilho
EDP DISTRIBUIÇÃO -
ENERGIA, SA

Vitor Campos
NATIONAL LABORATORY FOR
CIVIL ENGINEERING - LNEC

Rui Capote
PLEN - SOCIEDADE DE
ADVOGADOS, RL

Fernando Cardoso da Cunha
GALI MACEDO & ASSOCIADOS

João Carneiro
MIRANDA & ASSOCIADOS

Petra Carreira
GARRIGUES PORTUGAL
SLP - SUCURSAL

Isa Carvalho
MBS ADVOGADOS

Jaime Carvalho Esteves
PWC PORTUGAL

Filipa Castanheira de Almeida
MORAIS LEITÃO, GALVÃO
TELES, SOARES DA SILVA
& ASSOCIADOS, MEMBER
OF LEX MUNDI

Tiago Castanheira Marques
ABREU ADVOGADOS

João Duarte de Sousa
GARRIGUES PORTUGAL
SLP - SUCURSAL

Sara Ferraz Mendonça
MORAIS LEITÃO, GALVÃO
TELES, SOARES DA SILVA
& ASSOCIADOS, MEMBER
OF LEX MUNDI

Ana Luísa Ferreira
ABREU ADVOGADOS

Rita Ferreira Lopes
MORAIS LEITÃO, GALVÃO
TELES, SOARES DA SILVA
& ASSOCIADOS, MEMBER
OF LEX MUNDI

Eduardo Fonseca
PWC PORTUGAL

Rui Gloria
TOCHA, CHAVES &
ASSOCIADOS, SROC
- MEMBER OF RUSSELL
BEDFORD INTERNATIONAL

Nuno Gundar da Cruz
MORAIS LEITÃO, GALVÃO
TELES, SOARES DA SILVA
& ASSOCIADOS, MEMBER
OF LEX MUNDI

Tiago Lemos
PLEN - SOCIEDADE DE
ADVOGADOS, RL

Bruno Lobato
MOUTEIRA GUERREIRO,
ROSA AMARAL &
ASSOCIADOS - SOCIEDADE
DE ADVOGADOS RL

Helga Lopes Ribeiro
MOUTEIRA GUERREIRO,
ROSA AMARAL &
ASSOCIADOS - SOCIEDADE
DE ADVOGADOS RL

Tiago Gali Macedo
GALI MACEDO & ASSOCIADOS

Ana Margarida Maia
MIRANDA & ASSOCIADOS

Carlos Pedro Marques
EDP DISTRIBUIÇÃO -
ENERGIA, SA

Catarina Medeiros
PWC PORTUGAL

Patricia Melo Gomes
MORAIS LEITÃO, GALVÃO
TELES, SOARES DA SILVA
& ASSOCIADOS, MEMBER
OF LEX MUNDI

Joaquim Luís Mendes
GRANT THORNTON
CONSULTORES LDA.

Andreia Morins
PWC PORTUGAL

António Mouteira Guerreiro
MOUTEIRA GUERREIRO,
ROSA AMARAL &
ASSOCIADOS - SOCIEDADE
DE ADVOGADOS RL

Rita Nogueira Neto
GARRIGUES PORTUGAL
SLP - SUCURSAL

Eduardo Paulino
MORAIS LEITÃO, GALVÃO
TELES, SOARES DA SILVA
& ASSOCIADOS, MEMBER
OF LEX MUNDI

João Branco Pedro
NATIONAL LABORATORY FOR
CIVIL ENGINEERING - LNEC

Inga Petkelyte-Kilieviciene
KPL LEGAL

Pedro Catão Pinheiro
GALI MACEDO & ASSOCIADOS

Acácio Pita Negrão
PLEN - SOCIEDADE DE
ADVOGADOS, RL

Margarida Ramalho
ASSOCIAÇÃO DE EMPRESAS
DE CONSTRUÇÃO, OBRAS
PÚBLICAS E SERVIÇOS

Sara Reis
MIRANDA & ASSOCIADOS

Maria João Ricou
CUATRECASAS, GONÇALVES
PEREIRA, RL (PORTUGAL)

Ana Robin de Andrade
MORAIS LEITÃO, GALVÃO
TELES, SOARES DA SILVA
& ASSOCIADOS, MEMBER
OF LEX MUNDI

Telmo Rodrigues
ABREU ADVOGADOS

Filomena Rosa
INSTITUTO DOS REGISTOS
E DO NOTARIADO

Pedro Rosa
GARRIGUES PORTUGAL
SLP - SUCURSAL

Francisco Salgueiro
NEVILLE DE ROUGEMONT
& ASSOCIADOS

Maria do Ceu Santiago
MBS ADVOGADOS

Filipe Santos Barata
GÓMEZ-ACEBO & POMBO
ABOGADOS, SLP SUCURSAL
EM PORTUGAL

Cláudia Santos Malaquias
MIRANDA & ASSOCIADOS

Cristina Serrazina
PEDRO RAPOSO &
ASSOCIADOS

Ana Sofia Silva
CUATRECASAS, GONÇALVES
PEREIRA, RL (PORTUGAL)

Rui Silva
PWC PORTUGAL

João Silva Pereira
BARROCAS ADVOGADOS

Inês Sousa Godinho
GÓMEZ-ACEBO & POMBO
ABOGADOS, SLP SUCURSAL
EM PORTUGAL

Francisco Sousa Guedes
SGOC SOUSA GUEDES,
OLIVEIRA COUTO &
ASSOCIADOS, SOC.
ADVOGADOS RL

Carmo Sousa Machado
ABREU ADVOGADOS

Rui Souto
RAPOSO SÁ MIRANDA
& ASSOCIADOS

Ricardo Veloso
PWC ANGOLA

Diogo Vitorino Martins
MOUTEIRA GUERREIRO,
ROSA AMARAL &
ASSOCIADOS - SOCIEDADE
DE ADVOGADOS RL

PUERTO RICO (U.S.)

AUTORIDAD DE
ENERGÍA ELÉCTRICA

Martha L. Acevedo-Peñuela
O'NEILL & BORGES LLC

Olga Angueira
COLEGIO DE ARQUITECTOS
Y ARQUITECTOS PAISAJISTAS
DE PUERTO RICO

Antonio A. Arias-Larcada
MCCONNELL VALDÉS LLC

Hermann Bauer
O'NEILL & BORGES LLC

Jorge Capó Matos
O'NEILL & BORGES LLC

Odemaris Chacon
ESTRELLA, LLC

Manuel De Lemos
MANUEL DE LEMOS
AIA ARQUITECTOS

Carla Diaz
PWC PUERTO RICO

Antonio Escudero Viera
MCCONNELL VALDÉS LLC

Ubaldo Fernandez
O'NEILL & BORGES LLC

Alfonso Fernández
IVY GROUP

Nelson William González
COLEGIO DE NOTARIOS
DE PUERTO RICO

Pedro Janer
CMA ARCHITECTS &
ENGINEERS LLP

Rubén M. Medina-Lugo
CANCIO, NADAL,
RIVERA & DÍAZ

Oscar O. Meléndez-Sauri
MALLEY TAMARGO &
MELÉNDEZ-SAURI LLC

Juan Carlos Méndez
REICHARD & ESCALERA

Antonio Molina
PIETRANTONI MÉNDEZ
& ALVAREZ LLC

Luis Mongil-Casasnovas
CANCIO, NADAL,
RIVERA & DIAZ

Jose Armando Morales
Rodríguez
JAM CARGO SALES INC.

Jhansel Núñez
ATTORNEY

Virmarily Pacheco
COLEGIO DE NOTARIOS
DE PUERTO RICO

Diego R. Puello Álvarez
MCCONNELL VALDÉS LLC

Marta Ramirez
O'NEILL & BORGES LLC

Roberto E. Reyes Perez
REYES PEREZ &
ASSOCIATES LLC

Jesus Rivera
BANCO POPULAR DE
PUERTO RICO

Kenneth Rivera-Robles
FPV & GALINDEZ CPAS,
PSC - MEMBER OF RUSSELL
BEDFORD INTERNATIONAL

Victor Rodriguez
MULTITRANSPORT
& MARINE CO.

Victor Rodriguez
PWC PUERTO RICO

Edgardo Rosa
FPV & GALINDEZ CPAS,
PSC - MEMBER OF RUSSELL
BEDFORD INTERNATIONAL

Jorge M. Ruiz Montilla
MCCONNELL VALDÉS LLC

Jaime Santos
PIETRANTONI MÉNDEZ
& ALVAREZ LLC

Tania Vazquez Maldonado
BANCO POPULAR DE
PUERTO RICO

Raúl Vidal y Sepúlveda
OMNIA ECONOMIC
SOLUTIONS LLC

QATAR

Hani Al Naddaf
AL TAMIMI & COMPANY
ADVOCATES & LEGAL
CONSULTANTS

Abdulla Mohamed Al Naimi
QATAR CREDIT BUREAU

Grace Alam
BADRI AND SALIM EL
MEOUCHI LAW FIRM,
MEMBER OF INTERLEGES

Rashed Albuflasa
NOBLE GLOBAL LOGISTICS

Mohammad Alkhalifa
MINISTRY OF JUSTICE

Maitha Al-Naemi
MINISTRY OF JUSTICE

Maryam Al-Thani
QATAR CREDIT BUREAU

Zied Alzobi
MINISTRY OF JUSTICE

Amira Awad
MINISTRY OF JUSTICE

Imran Ayub
KPMG QATAR

Piyush Bhandari
INTUIT MANAGEMENT
CONSULTANCY

Priyanka Bhandari
INTUIT MANAGEMENT
CONSULTANCY

Alexis Coleman
PINSENT MASONS LLP

Michael Earley
SULTAN AL-ABDULLA
& PARTNERS

Fouad El Haddad
LALIVE LLC

Ahmed Eljaale
AL TAMIMI & COMPANY
ADVOCATES & LEGAL
CONSULTANTS

Dalal K. Farhat Harb
FD CONSULT

Mohammed Fouad
SULTAN AL-ABDULLA
& PARTNERS

Walid Honein
BADRI AND SALIM EL
MEOUCHI LAW FIRM,
MEMBER OF INTERLEGES

Rafiq Jaffer
AL TAMIMI & COMPANY
ADVOCATES & LEGAL
CONSULTANTS

Tamsyn Jones
KPMG QATAR

Dani Kabbani
EVERSHEDS

Upuli Kasthuriarachchi
PWC QATAR

Pradeep Kumar
DIAMOND SHIPPING SERVICES

Frank Lucente
AL TAMIMI & COMPANY
ADVOCATES & LEGAL
CONSULTANTS

Seem Maleh
AL TAMIMI & COMPANY
ADVOCATES & LEGAL
CONSULTANTS

Julie Menhem
EVERSHEDS

Muhammed Mitha
AL TAMIMI & COMPANY
ADVOCATES & LEGAL
CONSULTANTS

Peter Motti
DENTONS

Sujani Nisansala
PWC QATAR

Neil O'Brien
PWC QATAR

Ferdinand Ray Ona II
NOBLE GLOBAL LOGISTICS

Michael Palmer
SQUIRE PATTON
BOGGS (MEA) LLP

Sony Pereira
NATIONAL SHIPPING
AND MARINE SERVICES
COMPANY WLL

Johnson Rajan
INTUIT MANAGEMENT
CONSULTANCY

Sohaib Rubbani
PWC QATAR

Lilia Sabbagh
BADRI AND SALIM EL
MEOUCHI LAW FIRM,
MEMBER OF INTERLEGES

Mohamed Samy
MINISTRY OF JUSTICE

Murad Sawalha
AL TAMIMI & COMPANY
ADVOCATES & LEGAL
CONSULTANTS

Zain Al Abdin Sharar
QATAR INTERNATIONAL
COURT AND DISPUTE
RESOLUTION CENTRE

Ali Sophie
TALAL ABU-GHAZALEH
LEGAL (TAG-LEGAL)

Abdul Aziz Mohammed
Sorour
MINISTRY OF JUSTICE

Tabara Sy
LALIVE LLC

ROMANIA

ARHIPAR SRL

Elena Abdulgani
MCGREGOR & PARTNERS SCA

Daniel Alexie

Cosmin Anghel
CLIFFORD CHANCE BADEA SCA

Mihai Anghel
ȚUCA ZBÂRCEA & ASOCIAȚII

Gabriela Anton
ȚUCA ZBÂRCEA & ASOCIAȚII

Francesco Atanasio
ENEL

Ioana Avram
EVERSHEDS LINA & GUIA SCA

Andreea Badea
DLA PIPER DINU SCA

Andrei Badiu
3B EXPERT AUDIT - MEMBER
OF RUSSELL BEDFORD
INTERNATIONAL

Georgiana Balan
D&B DAVID ȘI BAIAS LAW FIRM

Florina Balanescu
ENEL

Irina Elena Bănică
POP & PARTNERS SCA
ATTORNEYS-AT-LAW

Paula Boteanu
DLA PIPER DINU SCA

Mihai Bucuiuman

Sandra Cahu
DLA PIPER DINU SCA

Maria Cambien
PWC ROMANIA

Victor Căndeș
STATE INSPECTORATE
FOR CONSTRUCTIONS

Ioana Cercel
D&B DAVID ȘI BAIAS LAW FIRM

Marius Chelaru
STOICA & ASOCIAȚII -
SOCIETATE CIVILĂ DE AVOCAȚI

Teodor Chirvase

Veronica Cocârlea
JINGA & ASOCIAȚII

Raluca Coman
CLIFFORD CHANCE BADEA SCA

Razvan Constantinescu
DENTONS EUROPE - TODOR
SI ASOCIATII SPARL

Paula Corban
DLA PIPER DINU SCA

Anamaria Corbescu
DENTONS EUROPE - TODOR
SI ASOCIATII SPARL

Oana Cornescu
ȚUCA ZBÂRCEA & ASOCIAȚII

Sergiu Cretu
ȚUCA ZBÂRCEA & ASOCIAȚII

Alexandru Cristea
ȚUCA ZBÂRCEA & ASOCIAȚII

Tiberiu Csaki
DENTONS EUROPE - TODOR
SI ASOCIATII SPARL

Radu Damaschin
NESTOR NESTOR DICULESCU
KINGSTON PETERSEN

Anca Danilescu
ZAMFIRESCU RACOȚI &
PARTNERS ATTORNEYS-AT-LAW

Dan Dascalu
D&B DAVID ȘI BAIAS LAW FIRM

Adrian Deaconu
TAXHOUSE SRL

Luminița Dima
NESTOR NESTOR DICULESCU
KINGSTON PETERSEN

Rodica Dobre
PWC ROMANIA

Monia Dobrescu
MUȘAT & ASOCIAȚII

Constantin Dragos-Mircea
OFFICE OF ARCHITECTURE

Laura Adina Duca
NESTOR NESTOR DICULESCU
KINGSTON PETERSEN

Alina Dumitrascu
CABINET CONSULTANTA
ECONOMICA MERCESCU

Geanina Dumitru
ENEL (FORMER ELECTRICA
MUNTENIA SUD)

Nastasia Dumitru
DLA PIPER DINU SCA

Lidia Dutu
DLA PIPER DINU SCA

Serban Epure
BIROUL DE CREDIT

Iulia Ferăstrău-Grigore
MARAVELA & ASOCIAȚII

Raluca Gabor
ȚUCA ZBÂRCEA & ASOCIAȚII

Adriana Gaspar
NESTOR NESTOR DICULESCU
KINGSTON PETERSEN

Monica Georgiadis
DLA PIPER DINU SCA

Ștefan Ghenculescu
ORDINUL ARHITECTILOR
DIN ROMANIA

George Ghitu
MUȘAT & ASOCIAȚII

Fanizzi Giuseppe
ENEL

Magda Grigore
MARAVELA & ASOCIAȚII

Adina Grosu
DENTONS EUROPE - TODOR
SI ASOCIATII SPARL

Ana-Maria Hrituc
PROTOPOESCU,
PUSCAS SI ASOCIATII

Florentina Hurdubei
ȚUCA ZBÂRCEA & ASOCIAȚII

Romina Iancu
DLA PIPER DINU SCA

Camelia Iantuc
CLIFFORD CHANCE BADEA SCA

Alexandra Ichim

Alina Ignat
REGIONAL INSPECTORATE FOR
CONSTRUCTIONS BUCHAREST

Mariana Ionescu
ORDINUL ARHITECTILOR
DIN ROMANIA

Cătălina Iordache
BUCHAREST CITY HALL

Diana Emanuela Ispas
NESTOR NESTOR DICULESCU
KINGSTON PETERSEN

Horia Ispas
ȚUCA ZBÂRCEA & ASOCIAȚII

Cristian Lina
EVERSHEDS LINA & GUIA SCA

Edita Lovin
RETIRED JUDGE OF ROMANIAN
SUPREME COURT OF JUSTICE

Ileana Lucian
MUȘAT & ASOCIAȚII

Madalina Mailat
CLIFFORD CHANCE BADEA SCA

Smaranda Mandrescu
POP & PARTNERS SCA
ATTORNEYS-AT-LAW

Gelu Titus Maravela
MARAVELA & ASOCIAȚII

Alexandra-Mikaela Măruțoiu
NESTOR NESTOR DICULESCU
KINGSTON PETERSEN

Neil McGregor
MCGREGOR & PARTNERS SCA

Mariana Mercescu
CABINET CONSULTANTA
ECONOMICA MERCESCU

Mirela Metea
MARAVELA & ASOCIAȚII

Maria Cristina Metelet
POP & PARTNERS SCA
ATTORNEYS-AT-LAW

Cătălina Mihăilescu
ȚUCA ZBÂRCEA & ASOCIAȚII

Stefan Mihartescu
D&B DAVID ȘI BAIAS LAW FIRM

Mihaela Mitroi
PWC ROMANIA

Marian Mustareata
NATIONAL BANK OF ROMANIA

Adriana Neagoe
NATIONAL BANK OF ROMANIA

Larisa-Georgiana Negoias
DLA PIPER DINU SCA

Manuela Marina Nestor
NESTOR NESTOR DICULESCU
KINGSTON PETERSEN

Andreea Nica
DLA PIPER DINU SCA

Theodor Catalin Nicolescu
NICOLESCU & PERIANU
LAW FIRM

Raluca Onufreiciuc
SĂVESCU & ASOCIAȚII

Gabriela Oprea
CLIFFORD CHANCE BADEA SCA

Andrei Ormenean
MUȘAT & ASOCIAȚII

Bogdan Papandopol
DENTONS EUROPE - TODOR
SI ASOCIATII SPARL

Mircea Parvu
SCPA PARVU SI ASOCIATII

Gheorghe Pătrașcu
BUCHAREST CITY HALL

Laurentiu Petre
SĂVESCU & ASOCIAȚII

Sergiu Petrea
SC TECTO ARHITECTURA SRL

Ana Maria Placintescu
MUȘAT & ASOCIAȚII

Carolina Pletniuc
EVERSHEDS LINA & GUIA SCA

Claudiu Pop
POP & PARTNERS SCA
ATTORNEYS-AT-LAW

Mihai Popa
MUȘAT & ASOCIAȚII

Alina Elena Popescu
MARAVELA & ASOCIAȚII

Iulian Popescu
MUȘAT & ASOCIAȚII

Mariana Popescu
NATIONAL BANK OF ROMANIA

Tiberiu Potyesh
BITTRANS LTD.

Olga Preda
POP & PARTNERS SCA
ATTORNEYS-AT-LAW

Elena Monica Preotescu
DLA PIPER DINU SCA

Sebastian Radocea
ȚUCA ZBĂRCEA & ASOCIAȚII

Laura Radu
STOICA & ASOCIAȚII -
SOCIETATE CIVILĂ DE AVOCAȚII

Magdalena Raducanu
DENTONS EUROPE - TODOR
SI ASOCIAȚII SPARL

Alexandra Radulescu
DLA PIPER DINU SCA

Dana Rădulescu

Argentina Rafail
DENTONS EUROPE - TODOR
SI ASOCIAȚII SPARL

Corina Ricman
CLIFFORD CHANCE BADEA SCA

Bogdan Riti
MUȘAT & ASOCIAȚII

Ioan Roman
MARAVELA & ASOCIAȚII

Angela Rosca
TAXHOUSE SRL

Florica Salaytah
STATE INSPECTORATE
FOR CONSTRUCTIONS

Cristina Sandu
TAXHOUSE SRL

Raluca Sanucean
ȚUCA ZBĂRCEA & ASOCIAȚII

Andrei Săvescu
SĂVESCU & ASOCIAȚII

Corina Simion
PWC ROMANIA

Alina Solschi
MUȘAT & ASOCIAȚII

Oana Soviani
DENTONS EUROPE - TODOR
SI ASOCIAȚII SPARL

Diana Stan
ORDINUL ARHITECTILOR
DIN ROMANIA

Georgiana Stan
DLA PIPER DINU SCA

Ionut Stancu
NESTOR NESTOR DICULESCU
KINGSTON PETERSEN

Marie-Jeanna Stefanescu
RATEN-CITON

Tania Stefanita
TAXHOUSE SRL

Sorin Corneliu Stratula
STRATULA MOCANU
& ASOCIAȚII

Cătălina Sucaci
MARAVELA & ASOCIAȚII

Alina Tacea
MUȘAT & ASOCIAȚII

Felix Tapai

Diana Tăulescu
NESTOR NESTOR DICULESCU
KINGSTON PETERSEN

Amelia Teis
D&B DAVID ȘI BAIAS LAW FIRM

Iulian Tepure
ORDINUL ARHITECTILOR
DIN ROMANIA

Ciprian Timofte
ȚUCA ZBĂRCEA & ASOCIAȚII

Anda Todor
DENTONS EUROPE - TODOR
SI ASOCIAȚII SPARL

Adela Topescu
PWC ROMANIA

Andra Trantea
DLA PIPER DINU SCA

Madalina Trifan
DENTONS EUROPE - TODOR
SI ASOCIAȚII SPARL

Ada Țucă
JINGA & ASOCIAȚII

Cristina Tutuianu
PWC ROMANIA

Andrei Vartires
DENTONS EUROPE - TODOR
SI ASOCIAȚII SPARL

Cosmin Vasilescu
DENTONS EUROPE - TODOR
SI ASOCIAȚII SPARL

Cristina Gabriela Vedel
POP & PARTNERS SCA
ATTORNEYS-AT-LAW

Luigi Vendrami
DHL INTERNATIONAL ROMANIA

Daniel Nicolae Vinerean

Maria Vlad
JINGA & ASOCIAȚII

Andrei Zaharescu
BUCHAREST CITY HALL

Stefan Zamfirescu
ZAMFIRESCU RACOȚI &
PARTNERS ATTORNEYS-AT-LAW

RUSSIAN FEDERATION

FEDERAL CUSTOMS SERVICE

FEDERAL SERVICE FOR STATE
REGISTRATION, CADASTER AND
CARTOGRAPHY IN MOSCOW

FEDERAL SERVICE FOR STATE
REGISTRATION, CADASTER
AND CARTOGRAPHY
IN ST. PETERSBURG

HYUNDAI MOTOR
MANUFACTURING RUS, LLC

INTRANS

MOSENERGOSBYT

SAINT PETERSBURG
SUPPLY COMPANY

WHITE & CASE LLP RUSSIA

Andrei Afanasiev
BAKER & MCKENZIE - CIS,
LIMITED

Teymur Akhundov
ALRUD LAW FIRM

Vera Akimkina

Andrei Andreev
UNIFEEDER

Anatoly E. Andriash
NORTON ROSE FULBRIGHT
(CENTRAL EUROPE) LLP

Aleksei Anisimov
KHAZOV, KASHKIN
& PARTNERS

Vitaly Anisimov
GRATA INTERNATIONAL

Irina Anyukhina
ALRUD LAW FIRM

Suren Avakov
AVAKOV TARASOV
& PARTNERS

Vladimir S. Averyanov
LAW OFFICE OF
AVERYANOV & OLENEV

Anna Babich
MANNHEIMER SWARTLING

Vladimir Barbolin
CLIFFORD CHANCE

Marc Bartholomy
CLIFFORD CHANCE

Gleb Bazurin
LINIYA PRAVA LAW FIRM

Edward Bekeschchenko
BAKER & MCKENZIE - CIS,
LIMITED

Evgenia Belokon
NORTON ROSE FULBRIGHT
(CENTRAL EUROPE) LLP

Victoria Belykh
OKB - UNITED CREDIT BUREAU

Artem Berlin
KACHKIN & PARTNERS

Mikhail Beshtoyev

Dmitry Bessolitsyn
PRICEWATERHOUSECOOPERS
LEGAL

Roman Bevzenko
PEPELIAEV GROUP

Ekaterina Boeva
ALRUD LAW FIRM

Sergey Bogatyev
BEITEN BURKHARDT
RECHTSANWÄLTE
(ATTORNEYS-AT-LAW)

Andrey Bondarchuk
COMMITTEE ON URBAN
DEVELOPMENT AND
ARCHITECTURE OF
ST PETERSBURG

Natalia Borisevich
UNITED CONSULTING GROUP

Julia Borozdna
PEPELIAEV GROUP

Thomas Brand
BRAND & PARTNER

Olga Chirkova
HANNES SNELLMAN
ATTORNEYS LTD.

Alexander Chizhov
EY

Dmitry Churin
CAPITAL LEGAL SERVICES

Marat Davletbaev
NEKTOROV, SAVELIEV
& PARTNERS

Darya Degtyareva
ALRUD LAW FIRM

Svetlana Demicheva
DENTONS

German Derbushev
PRICEWATERHOUSECOOPERS
LEGAL

Yana Dianova
GRATA INTERNATIONAL

Daniel Dmitriev
ENERGIA LLC

Olga Duchenko
KACHKIN & PARTNERS

Elizaveta Dvoinishnikova
CAPITAL LEGAL SERVICES

Arslan Dyakiev
PRICEWATERHOUSECOOPERS
LEGAL

Natalia Dybina
KHAZOV, KASHKIN
& PARTNERS

Sergey Fedorov
BORENIUS ATTORNEYS
RUSSIA LTD.

Victoria Feleshtin
LEVINE BRIDGE

Ilya Fomin
GOLSLAT BLP

Dzhaniko Gagaa
N-LOGISTICS

Marsel Galiautdinov
JSC LUKOIL

Magomed Gasanov
ALRUD LAW FIRM

Vladimir Vladimirovich
Golobokov
CENTER FOR INNOVATION
AND INFORMATION
TECHNOLOGY FOUNDATION

Lidia Gorshkova
PEPELIAEV GROUP

Anton Grebennikov
FWD FREIGHT AND
FORWARDING

Vladimir Grigoriyev
COMMITTEE ON URBAN
DEVELOPMENT AND
ARCHITECTURE OF
ST PETERSBURG

Anna Grishchenkova
KORELSKIY ISCHUK
ASTAFIEV (KIAP)

Igor Gushev
DUVERNOIX LEGAL

Teymur Guseynov
EGOROV PUGINSKY
AFANASIEV & PARTNERS

George Gutiev
GOLSLAT BLP

Roman Ibriyev
MOESK

Anton Isakov
GOLSLAT BLP

Roman Ishmukhametov
BAKER & MCKENZIE

Polina Kachkina
KACHKIN & PARTNERS

Nikita Kalinichenko
NEKTOROV, SAVELIEV
& PARTNERS

Maxim Kalinin
BAKER & MCKENZIE

Lilia Kalinina
PENNIVILLE HOLDINGS LIMITED

Nadezhda Karavanova
DEPARTMENT OF URBAN
PLANNING POLICY
OF MOSCOW

Kamil Karibov
BEITEN BURKHARDT
RECHTSANWÄLTE
(ATTORNEYS-AT-LAW)

Pavel Karpunin
CAPITAL LEGAL SERVICES

Ekaterina Karunets
BAKER & MCKENZIE - CIS,
LIMITED

Roman Kashkin
KHAZOV, KASHKIN
& PARTNERS

Ivan Khaydurov
HOUGH TROFIMOV
& PARTNERS

Evgeny Khazanov
ROLL STANDARD

Snezhana Kitaeva
LENENERGO

Ksenia Kochneva
DLA PIPER

Vadim Kolomnikov
DEBEVOISE & PLIMPTON LLP

Oleg Kolotilov
KULKOV, KOLOTOLOV &
PARTNERS (KK&P)

Aleksey Konevsky
PEPELIAEV GROUP

Anastasia Konovalova
NORTON ROSE FULBRIGHT
(CENTRAL EUROPE) LLP

Vadim Konyushkevich
LINIYA PRAVA LAW FIRM

Alexander Korkin
PEPELIAEV GROUP

Evgenia Korotkova
DECHERT LLP

Evgeniy Koshkarov
ARIVIST

Igor Kostennikov
YUST LAW FIRM

Vadim Kovalyov
CAPITAL LEGAL SERVICES

Dmitriy Kozlov
UNITED CONSULTING GROUP

Alyona Kozyreva
NORTON ROSE FULBRIGHT
(CENTRAL EUROPE) LLP

Leonid Kropotov
DLA PIPER

Ekaterina Krylova
AGENCY FOR STRATEGIC
INITIATIVES

Elena Kukushkina
BAKER & MCKENZIE - CIS,
LIMITED

Leonid Kulakov
COMMITTEE ON URBAN
DEVELOPMENT AND
ARCHITECTURE OF
ST PETERSBURG

Dmitry Kunitsa
MORGAN LEWIS

Roman Kuzmin
LINIYA PRAVA LAW FIRM

Sergei L. Lazarev
RUSSIN & VECCHI

Ekaterina Lazorina
PWC RUSSIA

Bogdan Lebed
BUDMAKS CONSTRUCTION

Sergei Lee
CASTRÉN & SNELLMAN
INTERNATIONAL LTD.

Evgeny Lidzhev
LIDINGS LAW FIRM

Sergey Likhachev
GOLSBAT BLP

Anastasiya Likhanova
GEOMETRIYA

Gregory Linkov
CENTER FOR INNOVATION
AND INFORMATION
TECHNOLOGY FOUNDATION

Yulia Litovtseva
PEPELIAEV GROUP

Dmitry Lobachev
KHRENOV & PARTNERS

Maxim Losik
CASTRÉN & SNELLMAN
INTERNATIONAL LTD.

Stepan Lubavsky
FINEC

Yulia Ludinova
COMMITTEE ON URBAN
DEVELOPMENT AND
ARCHITECTURE OF
ST PETERSBURG

Sergey Lyadov
TRANS BUSINESS

Ilya Lyubchenko
UNITED CONSULTING GROUP

Aleksandr Lyuboserov
PROFESSIONAL LEGAL CENTER

Alexei Yurievich Makarovskiy
MOESK

Bagel Maksim Anatolyevich
GARANT ENERGO

Sofya Mamonova
NORTON ROSE FULBRIGHT
(CENTRAL EUROPE) LLP

Alisa Manaka
MOESK

Vilena Mandrika
RUSSIN & VECCHI

Igor Marmalidi
PEPELIAEV GROUP

Igor Matveyev
BORENIUS ATTORNEYS
RUSSIA LTD.

Ekaterina Mayorova
ALRUD LAW FIRM

Vladimir Meleshin
EXPRESS REGISTRATOR

Anastasia Mergasova
CAPITAL LEGAL SERVICES

Maria Mikhailova
MORGAN LEWIS

Stanislav Mikhaylov
HOLDING RBI

Nadezhda Minina
NEKTOROV, SAVELIEV
& PARTNERS

Dmitry Mishin
PRICEWATERHOUSECOOPERS
LEGAL

Michael Morozov
KPMG RUSSIA

Natalya Morozova
VINSON & ELKINS

Ivan Nasonov
N-LOGISTICS

Elena Nazarova
SCHNEIDER GROUP

Kliment Nechaev
CAPITAL LEGAL SERVICES

Tatiana Nikolayevna Nekrasova
MOESK

Dmitry Nekrestyanov
KACHKIN & PARTNERS

Tatyana Neveeva
EGOROV PUGINSKY
AFANASIEV & PARTNERS

Petr Nikitenko
LIDINGS LAW FIRM

Alexey Nikitin
BORENIUS ATTORNEYS
RUSSIA LTD.

Pavel Novikov
BAKER & MCKENZIE - CIS,
LIMITED

Anton Novoseltsev
LIDINGS LAW FIRM

Gennady Odarich
PRICEWATERHOUSECOOPERS
LEGAL

Elena Ogawa
LEVINE BRIDGE

Irina Onikienko
CAPITAL LEGAL SERVICES

Julia Opreko
NORTON ROSE FULBRIGHT
(CENTRAL EUROPE) LLP

Ekaterina Orlova
ATTORNEY

Olga Pankova
BAKER & MCKENZIE

Sergey Petrachkov
ALRUD LAW FIRM

Maya Petrova
BORENIUS ATTORNEYS
RUSSIA LTD.

Sergei Pikin
ENERGY DEVELOPMENT FUND

Ivan Podbereznayak
DEBEVOISE & PLIMPTON LLP

Anna Ponomareva
GOLSBAT BLP

Sergei Vladimirovich Popov
OOO SKIV

Ilya Povetkin
LENENERGO

Natalia Prisekina
RUSSIN & VECCHI

Svetlana Prokofieva
LENENERGO

Alexandr Pyatigor
MOESK

Daniil Rivin
BAKER & MCKENZIE

Anton Romanov
DMSTR CONSTRUCTION

Alexander Rostovsky
CASTRÉN & SNELLMAN
INTERNATIONAL LTD.

Kirill Rubashevskiy
LINIYA PRAVA LAW FIRM

Ekaterina Rudova
CAPITAL LEGAL SERVICES

Alexander Rudyakov
YUST LAW FIRM

Anna Rybalko
DELOITTE & TOUCHE CIS

Marianna Rybynok
KHRENOV & PARTNERS

Gudisa Sakania
MOESK

Artem Samoylov
LINIYA PRAVA LAW FIRM

Kirill Saskov
KACHKIN & PARTNERS

Ulf Schneider
SCHNEIDER GROUP

Maxim Semenyako
IUSLAND LAW OFFICES

Vladimir Shabanov
YIT SAINT-PETERSBURG JSC

Alexei Shcherbakov
TSDS GROUP OF COMPANIES

Alexander Shevchuk
ASSOCIATION OF
INSTITUTIONAL INVESTORS

Yulia Aleksandrovna Shirokova
MOESK

Vladimir Skrynnik
JUST PRIVATUM LAW FIRM

Yury Smolin
DE BERTI JACCHIA FRANCHINI
FORLANI STUDIO LEGALE

Mihail Sergeevich Smolko
GSP GROUP

Nikolay Solodovnikov
PEPELIAEV GROUP

Julia Solomkina
LEVINE BRIDGE

Ksenia Soloschenko
CASTRÉN & SNELLMAN
INTERNATIONAL LTD.

Elena Solovyeva
AGENCY FOR STRATEGIC
INITIATIVES

Sergey Sosnovsky
PEPELIAEV GROUP

Ksenia Stepanischeva
LIDINGS LAW FIRM

Elena Subocheva
RUSSIN & VECCHI

Ilya Sukharnikov
EY VALUATION AND
ADVISORY SERVICES LLC

Andrey Sukhov
DEPARTMENT OF URBAN
PLANNING POLICY
OF MOSCOW

Fredrik Svensson
MANNHEIMER SWARTLING

Dagadina Svetlana
CLIFF LEGAL SERVICES

Dmitry Tarasov
AVAKOV TARASOV
& PARTNERS

Julia Tarasova
LEVINE BRIDGE

Ilya Tarbaev
ABZ-DORSTROY

Vladlena Terekhina
PRICEWATERHOUSECOOPERS
LEGAL

Tatiana Tereshchenko
PRIME ADVICE ST.
PETERSBURG LAW OFFICE

Evgeny Timofeev
GOLSBAT BLP

Evgeniy Tregubenko
T&T SERVICES, LLC

Sergey A. Treshchev
SQUIRE PATTON BOGGS
MOSCOW LLC

Alexander Tsakoev
NORTON ROSE FULBRIGHT
(CENTRAL EUROPE) LLP

Alexandra Ulezko
KACHKIN & PARTNERS

Olga Varlamova
PENNVILLE HOLDINGS LIMITED

Anastasia Vasilieva
BEITEN BURKHARDT
RECHTSANWÄLTE
(ATTORNEYS-AT-LAW)

Sergey Vasiliev
DLA PIPER

Artem Vasyutin
DELOITTE & TOUCHE CIS

Inna Vavilova
PRIME ADVICE ST.
PETERSBURG LAW OFFICE

Stanislav Veselov
ALRUD LAW FIRM

Denis E. Voevodin
DENTONS

Aleksei Volkov
NATIONAL BUREAU OF
CREDIT HISTORIES

Yuriy Vorobyev
PEPELIAEV GROUP

Viktoria Aleksandrovna
Vostrosablina
MOESK

Andrey Yakushin
CENTRAL BANK OF RUSSIA

Vadim Yudenkov
OOO GEOTECHNIC

Sergey Yurov
MONASTYRSKY, ZYUBA,
STEPANOV & PARTNERS

Vladislav Zabrodin
CAPITAL LEGAL SERVICES

Roman Zaitsev
DENTONS

Marina Zaykova
CLOSED STOCK COMPANY
STS ENERGY

Andrey Zelenin
LIDINGS LAW FIRM

Andrey Zharskiy
ALRUD LAW FIRM

Roman Zhavner
EGOROV PUGINSKY
AFANASIEV & PARTNERS

Artem Zhavoronkov
DENTONS

Evgeny Zhilin
YUST LAW FIRM

Ekaterina Znamenskaya
NEKTOROV, SAVELIEV
& PARTNERS

RWANDA

BOLLORÉ AFRICA LOGISTICS

GM CORPORATE CONSULT
LIMITED (GMCC)

Emmanuel Abijuru
CAPITAL PERFORMANCE
ADVOCATES

Angel Phionah Ampurire
TRUST LAW CHAMBERS

Ray Amusengeri
PWC

Richard Balenzi
TRUST LAW CHAMBERS

Alberto Basomingera
CABINET ZENITH LAW FIRM

Natacha Bugondo

Flavia Busingye
EAST AFRICAN COMMUNITY
SECRETARIAT

Louis de Gonzague
Mukerangabo
VISION TECHNOLOGIES
COMPANY

Paul Frobisher Mugambwa
PWC

Claver Gakwavu
RWANDA ENERGY GROUP

Patrick Gashagaza
GPO PARTNERS RWANDA

Jean Havugimana
ECODESEP LTD.

Francois Xavier Kalinda
UNIVERSITY OF RWANDA

Désiré Kamanzi
ENSAFRICA RWANDA

Wilson Karegyeya
RWANDA UTILITIES AND
REGULATORY AUTHORITY

Tushabe Karim
RWANDA DEVELOPMENT
BOARD

Didas Kayihura
FOUNTAIN ADVOCATES

Eudes Kayumba
LANDMARK STUDIO

Théophile Kazeneza
CABINET D'AVOCATS
KAZENEZA

Valence Kimenyi
NATIONAL BANK OF RWANDA

Patrice Manirakiza
REPRO LTD.

Isaïe Mhayimana
ZENITH LAW FIRM

Alvin Mihigo
R & PARTNERS LAW FIRM

Calvin Mitali
EQUITY JURIS CHAMBERS

Merard Mpabwanamaguru
CITY OF KIGALI - ONE STOP
CENTER FOR CONSTRUCTION

Alex Mugire
RWANDA CUSTOMS

Richard Mugisha
TRUST LAW CHAMBERS

Elonie Mukandoli
NATIONAL BANK OF RWANDA

Léopold Munderere
CABINET D'AVOCATS-CONSEILS

Jacques Munyandamutsa
RWANDA ENERGY UTILITY
CORPORATION LIMITED

Pascal Mutesa
RWANDA ENERGY UTILITY
CORPORATION LIMITED

Patrick Mutimura
BMP CONSULTING

Pothin Muvara
RWANDA NATURAL RESOURCES
AUTHORITY, OFFICE OF THE
REGISTRAR OF LAND TITLES

Grace Nishimwe
RWANDA NATURAL RESOURCES
AUTHORITY, OFFICE OF THE
REGISTRAR OF LAND TITLES

Aimable Nkuranga
TRANSUNION RWANDA

Martin Nkurunziza
GPO PARTNERS RWANDA

Pius Ntazinda
TRUST LAW CHAMBERS
Fred Nuwagaba
EAST AFRICAN COMMUNITY
SECRETARIAT

Christy Nyarwaya
PWC

Emile Nzabamwita
CASE CONSULTANTS

Dieudonne Nzafashwanayo
ENSAFRICA RWANDA

Aaron Nzeyimana
CMA-CGM RWANDA

Seth Ochieng
HEALY CONSULTANTS
GROUP PLC

Nelson Ogara
PWC

Josue Penalozza Quispe
BRALIRWA LTD.

Fred Rwihunda
RFM ENGINEERING LTD.

Yves Sangano
RWANDA DEVELOPMENT
BOARD, OFFICE OF THE
REGISTRAR GENERAL
OF RWANDA

Pierre Valery Singizumukiza
SINGIZUMUKIZA PIERRE
VALERY - NOTARY PUBLIC

Asante Twagira
ENSAFRICA RWANDA

Nelly Umugwaneza

M. Aimee Uwanyiligira
RWANDA ENERGY UTILITY
CORPORATION LIMITED

Maureen Wamahi
TRANSSION RWANDA

Stephen Zawadi
MILLENNIUM LAW CHAMBERS

SAMOA

BETHAM BROTHERS
ENTERPRISES LTD.

LESA MA PENN

Ferila Brown
PLANNING AND URBAN
MANAGEMENT AGENCY

Lawrie Burich
QUANTUM CONTRAX LTD.

Shelley Burich
QUANTUM CONTRAX LTD.

Henry Tamotu Ah Ching

Fiona Ey
CLARKE EY LAWYERS

Patrick Fepulea'i
FEPULEA'I & SHUSTER

Taulapapa Brenda
Heather-Latu
LATU LAWYERS

Komisi Koria
CLARKE EY LAWYERS

Herman Kruse
KRUSE, ENARI & BARLOW

Matafeo George Latu
LATU LAWYERS

Tima Leavai
LEAVAI LAW

Peato Sam Ling
SAMOA SHIPPING
SERVICES LTD.

Sala Theodore Sialau Toalepai
SAMOA SHIPPING
SERVICES LTD.

Keilani Soloi
SOLOI SURVEY SERVICES

Leiatua Tom Tinai
INSTITUTION OF PROFESSIONAL
ENGINEERS SAMOA (IPES)

Leilani Va'a-Tamat
VA'AI HOGIUND &
TAMATI LAW FIRM

Shane Wulf
MWK LAWYERS

SAN MARINO

Renzo Balsimelli
UFFICIO URBANISTICA

Dennis Beccari
AVV. ERIKA MARANI

Gian Luca Belluzzi
STUDIO COMMERCIALE
BELLUZZI

Gianna Burgagni
STUDIO LEGALE E NOTARILE

Cecilia Cardogna
STUDIO LEGALE E NOTARILE

Vincent Cecchetti
CECCHETTI, ALBANI
& ASSOCIATI

Debora Cenni

Alberto Chezzi
STUDIO CHEZZI

Marco Ciacci
BANCA AGRICOLA

Sara Cupioli
UFFICIO TRIBUTARIO DELLA
REPUBBLICA DI SAN MARINO

Alessandro de Mattia
AZIENDA AUTONOMA DI
STATO PER I SERVIZI PUBBLICI

Laura Ferretti
SEGRETERIA DI STATO
INDUSTRIA ARTIGIANATO E
COMMERCIO TRASPORTI E
RICERCA - DIPARTIMENTO
ECONOMIA

Marcello Forcellini
STUDIO CHEZZI

Davide Gasperoni
UFFICIO TRIBUTARIO DELLA
REPUBBLICA DI SAN MARINO

Simone Gatti
WORLD LINE

Cinzia Guerretti
WORLD LINE

Anna Maria Lonfernini
STUDIO LEGALE E
NOTARILE LONFERNINI

Erika Marani
AVV. ERIKA MARANI

Lucia Mazza
UFFICIO TECNICO DEL CATASTO

Daniela Mina

Gianluca Minguzzi
ANTAO PROGETTI S.P.A.

Emanuela Montanari

Lorenzo Moretti
STUDIO LEGALE E NOTARILE

Alfredo Nicolini
LAWYER

Sara Pelliccioni
STUDIO LEGALE E NOTARILE
AVV. MATTEO MULARONI
- IN ASSOCIAZIONE CON
BUSSOLETTI NUZZO
& ASSOCIATI

Giuseppe Ragini
STUDIO LEGALE E NOTARILE
GIUSEPPE RAGINI

Daniela Reffi
UFFICIO TECNICO DEL CATASTO

Marco Giancarlo Rossini
STUDIO LEGALE E NOTARILE

SÃO TOMÉ AND PRÍNCIPE

AGER - AUTORIDADE
GERAL DE REGULACAO

CÂMARA DOS DESPACHANTES
OFICIAIS - SÃO TOMÉ
E PRÍNCIPE

António de Barros A. Aguiar
SOCOGESTA

Eudes Aguiar
AGUIAR & PEDRONHO STUDIO

Adelino Amado Pereira
AMADO PEREIRA &
ASSOCIADOS, SOCIEDADE
DE ADVOGADOS

André Aureliano Aragão
JURISCONSULTA & ADVOGADO

Nuno Barata
MIRANDA & ASSOCIADOS

Jeanine Batalha Ferreira
PWC PORTUGAL

Lara Beirao
CENTRAL BANK OF SÃO
TOMÉ E PRÍNCIPE

Angelo De Jesus Bonfim
AMADO PEREIRA &
ASSOCIADOS, SOCIEDADE
DE ADVOGADOS

Miris Botelho Bernardo
TRIBUNAL DE 1ª INSTANCIA
DE SAO TOMÉ (JUIZO CIVEL)

Sukayna Braganca
BANCO INTERNACIONAL DE
SÃO TOMÉ E PRÍNCIPE

Paula Caldeira Dutschmann
MIRANDA & ASSOCIADOS

Jaime Carvalho Esteves
PWC PORTUGAL

Tânia Cascais
MIRANDA & ASSOCIADOS

Mirian Castelo David Pontífice
BANCO INTERNACIONAL DE
SÃO TOMÉ E PRÍNCIPE

Francisco Chibeles
ECOMOVEL

Olinto Costa
DIRECTORATE OF TAXES

Inês Barbosa Cunha
PWC PORTUGAL

Jaime de Oliveira
ODL & ASSOCIADOS

Celiza Deus Lima
ODL & ASSOCIADOS

Cláudia do Carmo Santos
MIRANDA & ASSOCIADOS

Stela dos Santos Soares
POSSER DA COSTA
ADVOGADOS ASSOCIADOS

Agostinho Fernandes
BANCO INTERNACIONAL DE
SÃO TOMÉ E PRÍNCIPE

Edmar Ferriera Carvalho
LAWYER

Maria Figueiredo
MIRANDA & ASSOCIADOS

Salvador Fonseca
DIRECTORATE OF TAXES

Abdulay Godinho
DIRECÇÃO DOS REGISTOS E
NOTARIADO DE SÃO TOMÉ

Ronísima Gomes Santana
BANCO INTERNACIONAL DE
SÃO TOMÉ E PRÍNCIPE

Fernando Lima da Trindade
MINISTRY OF PUBLIC WORKS,
GEOGRAPHICAL-CADASTRE,
NATURAL RESOURCES,
AND ENVIRONMENT

Pascoal Lima Dos Santos Daio
LAWYER

João Mayer Moreira
VDA - VIEIRA DE ALMEIDA
& ASSOCIADOS

Herlander Rossi Medeiros
DIRECÇÃO GERAL DOS
REGISTROS E DO NOTARIADO

Silvino Mendes
DIRECÇÃO DE OBRAS
PÚBLICAS E URBANISMO

Manuel Morais
EQUADOR - VIAGENS E
TURISMO LDA (AGENTE
BELLETRANS)

Raul Mota Cerveira
VDA - VIEIRA DE ALMEIDA
& ASSOCIADOS

Victor Nascimento
DESPACHANTE VICTOR
NASCIMENTO

Virna Neves
STP COUNSEL, MEMBER OF
THE MIRANDA ALLIANCE

Zerna Nezeif
STP COUNSEL, MEMBER OF
THE MIRANDA ALLIANCE

Anastácio Oliveira

Ana Posser
POSSER DA COSTA
ADVOGADOS ASSOCIADOS

Guilherme Posser da Costa
POSSER DA COSTA
ADVOGADOS ASSOCIADOS

Cosme Bonfim Afonso Rita
CÂMARA DE COMÉRCIO,
AGRICULTURA E SERVIÇOS

Ilma Salvaterra
GUICHÉ ÚNICO PARA
EMPRESAS

Vitor Santos
EBIC - EMPRESA DE
CONSTRUÇÃO CIVIL

Edinha Soares Lima
SOLIMA & ASSOCIADOS

Manikson Trigueiros
POSSER DA COSTA
ADVOGADOS ASSOCIADOS

Afonso Varela
PRIVATE PRACTITIONER

Idalécio Viana

SAUDI ARABIA

DELOITTE & TOUCHE
EY

THE LAW FIRM OF HATEM
ABBAS GHAZZAWI & CO.

Khalid Abdulaziz
PWC SAUDI ARABIA

Rupert Agius-Pease
KPMG

Naif Bader Al-Harbi
UNIFIED REGISTRY - MINISTRY
OF COMMERCE & INDUSTRY

Omar Al Ansari
LEGAL ADVISORS, ABDULAZIZ
I. AL-AJLAN & PARTNERS IN
ASSOCIATION WITH BAKER
& MCKENZIE LIMITED

Fayez Al Debs
PWC SAUDI ARABIA

Abdulrahman Saleh Alzeraigi
Al Sohaibani
ABDULNASIR AL SOHAIBANI

Abdullah Al Tamimi
AL TAMIMI & COMPANY
ADVOCATES & LEGAL
CONSULTANTS

Sulaiman Al Tuwaijri
SAUDI ARABIAN GENERAL
INVESTMENT AUTHORITY

Khalid Al-Abdulkareem
CLIFFORD CHANCE

Luay Alamr
ALAMR GROUP COMPANY FOR
ENGINEERING CONSULTANCY

Nizar Al-Awwad
SAUDI CREDIT
BUREAU - SIMAH

Fahad AlDehais
EVERSHEDS LAW FIRM

Eisa Aleisa
SAUDI ARABIA CUSTOMS

Nasser Alfaraj
LEGAL ADVISORS, ABDULAZIZ
I. AL-AJLAN & PARTNERS IN
ASSOCIATION WITH BAKER
& MCKENZIE LIMITED

Afnan K. Al-Haboudal
AL-GHAZZAWI PROFESSIONAL
ASSOCIATION

Fatima Alhasan
LEGAL ADVISORS, ABDULAZIZ
I. AL-AJLAN & PARTNERS IN
ASSOCIATION WITH BAKER
& MCKENZIE LIMITED

Nicholas Diacos Al-Hejailan
THE LAW FIRM OF
SALAH AL-HEJAILAN

Omar AlHoshan
ALHOSHAN CPAS &
CONSULTANTS - MEMBER
OF RUSSELL BEDFORD
INTERNATIONAL

Abdulaziz Alhussan
OSOOL LAW FIRM

Naif Aljaly
NAIF ALJALY LAW FIRM

Sultan Almasoud
SHERMAN & STERLING IN
ASSOCIATION WITH DR. SULTAN
ALMASOUD & PARTNERS

Saud Almelhem
DEPARTMENT OF ZAKAT
& INCOME TAX

Aiman Meqham Almeqham
AL-MEQHAM CERTIFIED
PUBLIC ACCOUNTANTS

Nabil Abdullah Al-Mubarak

Naif I. Alnammi
SAUDI ARABIA CUSTOMS

Sultan Alqudiry
SAUDI CREDIT
BUREAU - SIMAH

Waleed Khaled AlRudaian
SAUDI ARABIAN GENERAL
INVESTMENT AUTHORITY

Ahmad Alsadhan
CLIFFORD CHANCE

Abdulmohsen Alshenify
SAUDI ARABIA CUSTOMS

Wisam AlSindi
ALSINDI LAW FIRM

Abdullah Alsowayan
SAUDI ARABIAN
MONETARY AGENCY

Hussain Alsudairy
MINISTRY OF MUNICIPAL
AND RURAL AFFAIRS

Faisal Alzamil
EVERSHEDS LAW FIRM

Haroon Ansary
PWC SAUDI ARABIA

Lamisse Bajunaid
ALSINDI LAW FIRM

John Balouziyeh
DENTONS

Nada Bashammakh
ALSINDI LAW FIRM

Piyush Bhandari
INTUIT MANAGEMENT
CONSULTANCY

Priyanka Bhandari
INTUIT MANAGEMENT
CONSULTANCY

Kamal El-Batnigi
KPMG

Emad El-Hout
ALFANAR PRECAST

Majed Mohammed Garoub
LAW FIRM OF MAJED
M. GAROUB

Fehem Hashmi
CLIFFORD CHANCE

Amgad Husein
DENTONS

Christopher H. Johnson
JOHNSON & PUMP IN
ASSOCIATION WITH
AL-SHARIF LAW FIRM

Zaid Mahayni
SEDCO HOLDING

Mohammed Majed AlQahtani
UNIFIED REGISTRY - MINISTRY
OF COMMERCE & INDUSTRY

Justin McGettigan
KPMG

Rukn Eldeen Mohammed
OMRANIA & ASSOCIATES

Humaid Mudhaffr
SAUDI CREDIT
BUREAU - SIMAH

Grahame Nelson
AL TAMIMI & COMPANY
ADVOCATES & LEGAL
CONSULTANTS

Johnson Rajan
INTUIT MANAGEMENT
CONSULTANCY

Faisal Saad Al-Bedah
SAUDI ARABIA CUSTOMS

Emad Salameh
AL TAMIMI & COMPANY
ADVOCATES & LEGAL
CONSULTANTS

Muhammad Anum Saleem
EVERSHEDS LAW FIRM

Subahi Mohammed Subahi
AL-GHAZZAWI PROFESSIONAL
ASSOCIATION

Mohammed Yaghmour
PWC SAUDI ARABIA

Soudki Zawaydeh
PWC SAUDI ARABIA

SENEGAL

BCEAO

CREDITINFO VOLO

Baba Aly Barro
PRICEWATERHOUSECOOPERS
TAX & LEGAL SA

Mamadou Berthe
ATELIER D'ARCHITECTURE

Ibrahima Diagne
GAINDE 2000

Amadou Diouldé Diallo
MINISTÈRE DE L'URBANISME
ET DE L'ASSAINISSEMENT

Abdoul Aziz Dieng
CENTRE DE GESTION
AGRÉE DE DAKAR

Malick Dieng
CAFIJEX

Alioune Badara Diop
ONAS

Amadou Diop
GAINDE 2000

Angelique Pouye Diop
APIX AGENCE CHARGÉE
DE LA PROMOTION DE
L'INVESTISSEMENT ET DES
GRANDS TRAVAUX

Fodé Diop
ART INGENIERIE SUARL

Medieumbe Diouf
ONAS

Abdoulaye Drame
CABINET ABDOULAYE DRAME

Fama de Sagama Fall Gueye
ONAS

Ibrahim Faye
SCI LA PROMOBILIERE

Moustapha Faye
SOCIÉTÉ CIVILE
PROFESSIONNELLE D'AVOCATS
FRANÇOIS SARR & ASSOCIÉS

Catherine Faye Diop
ORDRE DES ARCHITECTES
DU SÉNÉGAL

Balla Gningue
SCP MAME ADAMA
GUEYE & ASSOCIÉS

Antoine Gomis
SCP SENGHOR & SARR,
NOTAIRES ASSOCIÉS

Matthias Hubert
PRICEWATERHOUSECOOPERS
TAX & LEGAL SA

Abdou Kader Konaté
ARCHITECTE DPLG

Malick Kandji
APIX AGENCE CHARGÉE
DE LA PROMOTION DE
L'INVESTISSEMENT ET DES
GRANDS TRAVAUX

Abdou Dially Kane
CABINET MAÎTRE
ABDOU DIALY KANE

Mahi Kane
PRICEWATERHOUSECOOPERS
TAX & LEGAL SA

Sidy Kanoute
AVOCAT À LA COUR

Mouhamed Kebe
GENI & KEBE

Mamadou Lamine Ba
APIX

Doudou Charles Lo
FINKONE TRANSIT SA

Cheikh Loum Pouye
FINKONE TRANSIT SA

Mamadou Mbaye
SCP MAME ADAMA
GUEYE & ASSOCIÉS

Ngouda Mbaye
HECTO ENERGY

Saliou Mbaye
HECTO ENERGY

Birame Mbaye Seck
DIRECTION DU
DEVELOPPEMENT URBAIN

Elodie Dagneaux Ndiaye
APIX AGENCE CHARGÉE
DE LA PROMOTION DE
L'INVESTISSEMENT ET DES
GRANDS TRAVAUX

Sadel Ndiaye
SCP NDIAYE & MBODJ

Absatou Ndiaye Samaké
GENI & KEBE

Moustapha Ndoeye
CABINET MAÎTRE
MOUSTAPHA NDOYE

Macoumba Niang
REGISTRE DU COMMERCE
ET DU CREDIT MOBILIER

Herinijiva Tahirisoa
Rakotonirina

Abibatou Samb-Diouck
ETUDE SAMB-DIOUCK

François Sarr
SOCIÉTÉ CIVILE
PROFESSIONNELLE D'AVOCATS
FRANÇOIS SARR & ASSOCIÉS

Daniel-Sédar Senghor
SCP SENGHOR & SARR,
NOTAIRES ASSOCIÉS

Codou Sow-Seck
GENI & KEBE

Ndatté Sy
SENELEC

Ibra Thiombane
CABINET JURAFRIK CONSEIL
EN AFFAIRES (UCA)

Ndèye Khoudia Tounkara
ETUDE ME MAYACINE
TOUNKARA ET ASSOCIÉS

SERBIA

HARRISONS

Milos Andelković
WOLF THEISS

Senka Andelković
NATIONAL ALLIANCE
FOR LOCAL ECONOMIC
DEVELOPMENT

Aleksandar Andrejic
PRICA & PARTNERS LAW OFFICE

Aleksandar Arsic
PRICEWATERHOUSECOOPERS
CONSULTING D.O.O.

Vlado Babic
AIR SPEED

Jovan Beara
UVRA

Slavko Bingulac
IMMORENT SINGIDUNUM
D.O.O.

Jelena Bojovic
NATIONAL ALLIANCE
FOR LOCAL ECONOMIC
DEVELOPMENT

Bojana Bregovic
WOLF THEISS

Milan Brkovic
ASSOCIATION OF
SERBIAN BANKS

Marina Bulatovic
WOLF THEISS

Marija Čabarkapa
AVS LEGAL

Ana Čalić Turudija
PRICA & PARTNERS LAW OFFICE

Dragoljub Cibulić
BDK ADVOKATI

Vladimir Dabić
THE INTERNATIONAL
CENTER FOR FINANCIAL
MARKET DEVELOPMENT

Marina Dacjar
BELGRADE COMMERCIAL
COURT

Milan Dakic
BDK ADVOKATI

Jovica Damjanovic
DEVELOPMENT
CONSULTING GROUP

Vladimir Dašić
BDK ADVOKATI

Gili Dekel
DIRECT CAPITAL S D.O.O.

Lidija Djerić
LAW OFFICES POPOVIC,
POPOVIC & PARTNERS

Uroš Djordjević
ŽIVKOVIĆ & SAMARDŽIĆ
LAW OFFICE

Zeljko Djuric
CONTINENTAL WIND

Jelena Kuveljic Dmitric

Dragan Draca
PRICEWATERHOUSECOOPERS
CONSULTING D.O.O.

Ilija Drazic
DRAŽIĆ, BEATOVIĆ &
PARTNERS LAW OFFICE

Dragan Gajin
NEWTON LAW GROUP

Jovana Gavrilovic
PRICA & PARTNERS LAW OFFICE

Jelena Gazivoda
LAW OFFICES JANKOVIĆ,
POPOVIĆ & MITIĆ

Danica Gligorijevic
PRICA & PARTNERS LAW OFFICE

Miloš Ilić
ŽIVKOVIĆ & SAMARDŽIĆ
LAW OFFICE

Marko Janicijevic
TOMIC SINDJELIC
GROZA LAW OFFICE

Ana Jankov
BDK ADVOKATI

Mihajlo Jovanović
ADVOKATSKA KANCELARIJA
OLJACIĆ & TODOROVIC

Nemanja Kačavenda
A.D. INTEREUROPA, BELGRADE

Irena Kalmić
BDK ADVOKATI

Dušan Karalić
DMK TAX & FINANCE

Marija Karalić
DMK TAX & FINANCE

Milica Košutić
LAW OFFICES JANKOVIĆ,
POPOVIĆ & MITIĆ

Vidak Kovacevic
WOLF THEISS

Ivan Krsikapa
NINKOVIĆ LAW OFFICE

Zach Kuvizić
KUVIZIĆ & TADIĆ LAW OFFICE

Kosta D. Lazic
LAW OFFICE KOSTA D. LAZIC

Milan Lazić
KN KARANOVIĆ & NIKOLIĆ

Ružica Mačukat
SERBIAN BUSINESS REGISTERS
AGENCY (SBRA)

Miladin Maglov
SERBIAN BUSINESS REGISTERS
AGENCY (SBRA)

Aleksandar Mančev
PRICA & PARTNERS LAW OFFICE

Djordje Mijatov
LAW OFFICE ILIĆ

Predrag Milenković
DRAŽIĆ, BEATOVIĆ &
PARTNERS LAW OFFICE

Milena Mitić
KN KARANOVIĆ & NIKOLIĆ

Aleksandar Mladenović
MLADENOVIC & STANKOVIC
IN COOPERATION WITH ROKAS
INTERNATIONAL LAW FIRM

Veljko Nešić
PRICA & PARTNERS LAW OFFICE

Dimitrije Nikolić
GEBRUDER WEISS D.O.O.

Djurdje Ninković
NINKOVIĆ LAW OFFICE

Bojana Noskov
WOLF THEISS

Zvonko Obradović
SERBIAN BUSINESS REGISTERS
AGENCY (SBRA)

Igor Oljačić
ADVOKATSKA KANCELARIJA
OLJACIĆ & TODOROVIC

Stefan Pavlovic
MLADENOVIC & STANKOVIC
IN COOPERATION WITH ROKAS
INTERNATIONAL LAW FIRM

Časlav Petrović
ZAVIŠIN SEMIZ & PARTNERS

Jasmina Petrović
CITY OF BELGRADE,
URBANISM DEPARTMENT

Mihajlo Prica
PRICA & PARTNERS LAW OFFICE

Branka Rajcic
PRICEWATERHOUSECOOPERS
CONSULTING D.O.O.

Branimir Rajsic
KARANOVIC & NIKOLIC
LAW FIRM

Marko Repić
ADVOKATSKA KANCELARIJA
OLJACIĆ & TODOROVIC

Sonja Sehovac
ŽIVKOVIĆ & SAMARDŽIĆ
LAW OFFICE

Stojan Semiz
ZAVIŠIN SEMIZ & PARTNERS

Neda Spajić
ŽIVKOVIĆ & SAMARDŽIĆ
LAW OFFICE

Marko Srdanović
MUNICIPALITY OF SURCIN

Mirjana Stankovic
DEVELOPMENT
CONSULTING GROUP

Dragana Stanojević
USAID BUSINESS ENABLING
PROJECT - BY CARDNO
EMERGING MARKETS USA LTD.

Milica Stojanović
LAW OFFICES JANKOVIĆ,
POPOVIĆ & MITIĆ

Petar Stojanović
JOKSOVIĆ, STOJANOVIĆ
AND PARTNERS

Nikola Sugaris
ZAVIŠIN SEMIZ & PARTNERS

Robert Sundberg
DEVELOPMENT
CONSULTING GROUP

Marko Tesanovic
WOLF THEISS

Ana Tomic
JOKSOVIĆ, STOJANOVIĆ
AND PARTNERS

Jovana Tomić
ŽIVKOVIĆ & SAMARDŽIĆ
LAW OFFICE

Snežana Tosić
SERBIAN BUSINESS REGISTERS
AGENCY (SBRA)

Goran Vucic
JOKSOVIĆ, STOJANOVIĆ
AND PARTNERS

Srećko Vujaković
MORAVEC, VOJNOVIĆ &
PARTNERS IN COOPERATION
WITH SCHOENHERR

Tanja Vukotić Marinković
SERBIAN BUSINESS REGISTERS
AGENCY (SBRA)

Milena Vuković Buha
AJILON SOLUTIONS

Miloš Vulić
PRICA & PARTNERS LAW OFFICE

Djordje Zejak
BDK ADVOKATI

Miloš Živković
ŽIVKOVIĆ & SAMARDŽIĆ
LAW OFFICE

Igor Živkovski
ŽIVKOVIĆ & SAMARDŽIĆ
LAW OFFICE

SEYCHELLES

PUBLIC UTILITIES CORPORATION

Fanette Albert
SEYCHELLES PLANNING
AUTHORITY

Clifford Andre
LAW CHAMBER OF
CLIFFORD ANDRE

Justin Bacharie
ELECTRICAL CONSULTANT
SEYCHELLES

Karishma Beegoo
APPLEBY

Terry Biscornet
SEYCHELLES PLANNING
AUTHORITY

Cyril Bonnelame
OCEANA FISHERIES

Juliette Butler
APPLEBY

Petar Chakarov
HEALY CONSULTANTS
GROUP PLC

Francis Chang-Sam
LAW CHAMBERS OF
FRANCIS CHANG-SAM

Alex Ellenberger
ADD LOCUS ARCHITECTS LTD.

Joseph Francois
SEYCHELLES PLANNING
AUTHORITY

Bernard Georges
GEORGES & GEORGES

Fred Hoareau
COMPANY AND
LAND REGISTRY

Brian Julie
BRYAN JULIE LAW CHAMBERS

Conrad Lablache
PARDIWALLA TWOMEY
LABLACHE

Alison Lister
SEYCHELLES REVENUE
COMMISSION

Carlos Loizeau
CENTRAL BANK OF SEYCHELLES

Malcolm Moller
APPLEBY

Marcus Naiken
HUNT, DELTEL & CO. LTD.

Margaret Nourice
STAMP DUTY COMMISSION

Brian Orr
MEJ ELECTRICAL

Zara Pardiwalla
PARDIWALLA TWOMEY
LABLACHE

Wendy Pierre
COMPANY AND
LAND REGISTRY

Victor Pool
OFFICE OF THE
ATTORNEY GENERAL

Lisa Rouillon
ATTORNEY-AT-LAW

Serge Rouillon
ATTORNEY-AT-LAW

Divino Sabino
PARDIWALLA TWOMEY
LABLACHE

Veergheze Samuel
OFFICE OF THE
ATTORNEY GENERAL

Anthony Savy de St. Maurice
AQUARIUS SHIPPING
AGENCY LTD.

Kieran B. Shah
BARRISTER &
ATTORNEY-AT-LAW

Brohnsinn Winslow
WINSLOW NAYA CONSULTING

SIERRA LEONE

Amos Odame Adjie
PWC GHANA

Alfred Akibo-Betts
NATIONAL REVENUE
AUTHORITY

Padrina Ardua Annan
PWC GHANA

Awoonor Renner
BCAR - BEACARD CHAMBERS
AWOONOR RENNER

Gideon Ayi-Owuo
PWC GHANA

Isiaka Balogun
KPMG

Abdul Akim Bangura
ASSOCIATION OF CLEARING
AND FORWARDING
AGENCIES SIERRA LEONE

Mallay F. Bangura
ELECTRICITY DISTRIBUTION
AND SUPPLY AUTHORITY

Philip Bangura
BANK OF SIERRA LEONE

Ayesha Bedwei
PWC GHANA

Adiatu Iyamide Betts
KPMG

Anthony Y. Brewah
BREWHAH & CO.

Nicholas Colin Browne-Marke
COURT OF APPEALS

Siman Mans Conteh
INCOME TAX BOARD OF
APPELLATE COMMISSIONERS

Kwesi Amo Dadson
PWC GHANA

Samiria Decker
CLAS CONSULT LTD.

Momoh Dumbuya
ELECTRICITY DISTRIBUTION
AND SUPPLY AUTHORITY

Manilius Garber
JARRETT-YASKEY,
GARBER & ASSOCIATES:
ARCHITECTS (YGA)

Francis Kwame Gerber
HALLOWAY & PARTNERS
SOLICITORS

Cyril Jalloh
NATIONAL SOCIAL SECURITY
AND INSURANCE TRUST

Mohamed Jalloh
AKIM AND SATU C&F AGENCY

Ahmed Yassin Jallo-Jamboria

Ransford Johnson
LAMBERT & PARTNERS,
PREMIERE CHAMBERS

Jerrie Kamara
KPMG

Alleyah Keita

Patrick Syl Kongo
NATIONAL REVENUE
AUTHORITY

Lansana Kotor-Kamara
FAST TRACK
COMMERCIAL COURT

George Kwatia
PWC GHANA

Millicent Lewis-Ojumu
CLAS CONSULT LTD.

Michala Mackay
CORPORATE AFFAIRS
COMMISSION OF SIERRA LEONE

Ibrahim Mansaray
FAST TRACK
COMMERCIAL COURT

Clifford Marcus-Roberts
KPMG

Tamba P. Ngegba
MINISTRY OF WORKS
HOUSING AND
INFRASTRUCTURE (MWH&I)

Francis Nyama
ELECTRICITY DISTRIBUTION
AND SUPPLY AUTHORITY

Afolabi Oluwole
CUSTOMERWORTH

Eduard Parkinson
ELECTRICITY DISTRIBUTION
AND SUPPLY AUTHORITY

Alusine Sesay
JUDICIARY OF SIERRA LEONE

Sahid Mohammed Sesay
SERRY KAMAL & CO

Mohamed Sherrington Samura
ELECTRICITY GENERATION
AND TRANSMISSION
COMPANY (EGTC)

Vivian Solomon
SUPREME COURT OF
SIERRA LEONE

Millicent Stronge
DELUXE CHAMBER

Donald Samuel Williams
NATIONAL REVENUE
AUTHORITY (NRA),
LARGE TAXPAYERS OFFICE
(LTO), DOMESTIC TAX
DEPARTMENT (DTD)

Olujemisi Williams
CLAS CONSULT LTD.

Prince Williams
CORPORATE AFFAIRS
COMMISSION OF SIERRA LEONE

SINGAPORE

MINISTRY OF TRADE
& INDUSTRY

STATE COURTS

Lim Ah Kuan
SP POWERGRID LTD.

Yvonne Ang
PUBLIC UTILITIES BOARD

Caroline Berube
HJM ASIA LAW & CO LLC

Piyush Bhandari
INTUIT MANAGEMENT
CONSULTANCY

Priyanka Bhandari
INTUIT MANAGEMENT
CONSULTANCY

Andrew Chan
ALLEN & GLEDHILL LLP

Ewe Jin Chan
ECVAS CONSULTANT PTE. LTD.

Jason Chan
ALLEN & GLEDHILL LLP

Tan Chau Yee
HARRY ELIAS PARTNERSHIP

YC Chee
RSM CHIO LIM LLP

Hooi Yen Chin
POLARIS LAW CORPORATION

Ng Chin Lock
SP POWERGRID LTD.

Chee Beow Chng
CHIP ENG SENG
CORPORATION LTD.

Eng Christopher
INSOLVENCY AND PUBLIC
TRUSTEE'S OFFICE

Kit Min Chye
TAN PENG CHIN LLC

Kamil Dada
TETRAFLOW PTE LTD.

Charmaine Deng
BUILDING & CONSTRUCTION
AUTHORITY

Miah Fok
CREDIT BUREAU
SINGAPORE PTE. LTD.

Joseph Foo
THE NATIONAL
ENVIRONMENT AGENCY

Sandy Foo
DREW NAPIER

Kohe Hasan
REED SMITH

Kaivei Ho
MINISTRY OF MANPOWER

Jay Jay
JUST R. TRANSPORT
ENTERPRISE PTE. LTD.

Chong Kah Kheng
RAJAH & TANN SINGAPORE LLP

Poh Chee Kai
BUILDING & CONSTRUCTION
AUTHORITY

Soo How Koh
PWC SINGAPORE

Wong Kum Hoong
ENERGY MARKET AUTHORITY

Huen Poh Lai
RSP ARCHITECTS PLANNERS
& ENGINEERS (PTE) LTD.

K. Latha
ACCOUNTING &
CORPORATE REGULATORY
AUTHORITY, ACRA

Dave Lau
ACCOUNTING &
CORPORATE REGULATORY
AUTHORITY, ACRA

Yvonne Lay
INLAND REVENUE AUTHORITY
OF SINGAPORE

Lee Lay See
RAJAH & TANN SINGAPORE LLP

Eng Beng Lee
RAJAH & TANN SINGAPORE LLP

Yuan Lee
WONG TAN & MOLLY LIM LLC

Edwin Leow
NEXIA TS TAX SERVICES
PTE. LTD.

Yik Wee Liew
WONG PARTNERSHIP LLP

Joshua Lim
ACCOUNTING &
CORPORATE REGULATORY
AUTHORITY, ACRA

Kenneth Lim
ALLEN & GLEDHILL LLP

Meng May Lim
BUILDING & CONSTRUCTION
AUTHORITY

Peng Hong Lim
PH CONSULTING PTE. LTD.

William Lim
CREDIT BUREAU
SINGAPORE PTE. LTD.

Wai Hui Ling
BUILDING & CONSTRUCTION
AUTHORITY

Joseph Liow
STRAITS LAW

Eugene Luah
DREW NAPIER

Chang Bek Mei
BUILDING & CONSTRUCTION
AUTHORITY

Loh Meiling
NEXIA TS TAX SERVICES
PTE. LTD.

Nikisha Mirpuri
REED SMITH

Girish Naik
PWC SINGAPORE

Daryl Ng
DNKH LOGISTICS

Beng Hong Ong
WONG TAN & MOLLY LIM LLC

Teo Han Ping
MINISTRY OF MANPOWER

Mark Quek
ALLEN & GLEDHILL LLP

Teck Beng Quek
LAND TRANSPORT AUTHORITY

Johnson Rajan
INTUIT MANAGEMENT
CONSULTANCY

Lim Bok Hwa Sandy
JUST R. TRANSPORT
ENTERPRISE PTE. LTD.

Jimmy Soh
YUSEN LOGISTICS
SINGAPORE PTE LTD.

Hak Khoon Tan
ENERGY MARKET AUTHORITY

Henry Tan
NEXIA TS TAX SERVICES
PTE. LTD.

Kristy Tan
ALLEN & GLEDHILL LLP

Martin Tan
URBAN REDEVELOPMENT
AUTHORITY

Tay Lek Tan
PWC SINGAPORE

Yong Seng Tay
ALLEN & GLEDHILL LLP

Joo Heng Teh
TEH JOO HENG ARCHITECTS

Siu Ing Teng
SINGAPORE LAND AUTHORITY

Edwin Tong
ALLEN & GLEDHILL LLP

Keam Tong Wong
WOH HUP PRIVATE LIMITED

Kok Siong Wong
STEVEN TAN RUSSELL BEDFORD
PAC - MEMBER OF RUSSELL
BEDFORD INTERNATIONAL

Siew Kwong Wong
ENERGY MARKET AUTHORITY

Isaac Yong
FIRE SAFETY & SHELTER
DEPARTMENT

Lin Zhan
REED SMITH

Yin Zili
BUILDING & CONSTRUCTION
AUTHORITY

SLOVAK REPUBLIC

ZÁRECKÝ ZEMAN

Beáta Babačová
ČECHOVÁ & PARTNERS S.R.O.

Ján Budinský
CRIF - SLOVAK CREDIT
BUREAU, S.R.O.

Peter Čavojský
CLS ČAVOJSKÝ &
PARTNERS, S.R.O.

Katarína Čechová
ČECHOVÁ & PARTNERS S.R.O.

Tomas Cermak
WEINHOLD LEGAL

Tomáš Cibula
WHITE & CASE S.R.O.

Peter Drenka
HAMALA KLUCH
VIGLASKÝ S.R.O.

Jan Dvorecky
SCM LOGISTICS S.R.O.

Matúš Fojtl
GEODESY, CARTOGRAPHY
AND CADASTRE AUTHORITY

Marek Follich
SQUIRE PATTON BOGGS

Roman Hamala
HAMALA KLUCH
VIGLASKÝ S.R.O.

Tatiana Hlušková
MINISTRY OF ECONOMY

Peter Hodál
WHITE & CASE S.R.O.

Veronika Hrušová
PRK PARTNERS S.R.O.

Lucia Huntatová
JNC LEGAL S.R.O.

Miroslav Jalec
ZÁPADOSLOVENSKÁ
DISTRIBUČNÁ AS

Mária Juraševská
PWC SLOVAKIA

Michaela Jurková
ČECHOVÁ & PARTNERS S.R.O.

Tomáš Kamenec
ZUKALOVÁ - ADVOKÁTSKA
KANCELÁRIA S.R.O.

Marián Kapec
ZÁPADOSLOVENSKÁ
DISTRIBUČNÁ AS

Kristina Klenova
WHITE & CASE S.R.O.

Martin Kluch
HAMALA KLUCH
VIGLASKÝ S.R.O.

Ivan Kolenič
ČECHOVÁ & PARTNERS S.R.O.

Roman Konrad
PROFINAM, S.R.O.

Miroslav Kopac
NATIONAL BANK OF SLOVAKIA

Jakub Kováčik
CLS ČAVOJSKÝ &
PARTNERS, S.R.O.

Karol Kovács
NOTARSKA KOMORA
SLOVENSKEJ REPUBLIKY

Gabriela Kubicová
PWC SLOVAKIA

Soňa Lehocá
ALIANCIAADVOKÁTOV
AK, S.R.O.

Alex Medek
WHITE & CASE S.R.O.

Nina Molcanova
PWC SLOVAKIA

Petra Murínová
DEDÁK & PARTNERS

Miloš Nagy
ZÁPADOSLOVENSKÁ
DISTRIBUČNÁ AS

Jaroslav Niznansky
JNC LEGAL S.R.O.

Andrea Olšovská
PRK PARTNERS S.R.O.

Simona Rapavá
WHITE & CASE S.R.O.

Gerta Sámelová-Flassiková
ALIANCIAADVOKÁTOV
AK, S.R.O.

Zuzana Satkova
PWC SLOVAKIA

Nikoleta Scasna
PWC SLOVAKIA

Christiana Serugova
PWC SLOVAKIA

Michal Simunic
ČECHOVÁ & PARTNERS S.R.O.

Jaroslav Škubal
PRK PARTNERS S.R.O.

Jakub Vojtko
JNC LEGAL S.R.O.

Otakar Weis
PWC SLOVAKIA

Katarína Zaprazna
PWC SLOVAKIA

Michal Záhurecký
WHITE & CASE S.R.O.

Miroslav Zatlko
ČECHOVÁ & PARTNERS S.R.O.

Dagmar Zúkalová
ZUKALOVÁ - ADVOKÁTSKA
KANCELÁRIA S.R.O.

SLOVENIA

Nika Bosnič
ODVETNIKI ŠELIH & PARTNERJI

Maša Drkušić
ODI LAW FIRM

Andrej Ekart
LOCAL COURT MARIBOR

Mojca Fakin
FABIANI, PETROVIČ, JERAJ, REJC
ATTORNEYS-AT-LAW LTD.

Aleksander Ferik
PWC SVETOVANJE D.O.O.

Ana Filipov
FILOPOV O.P.D.O.O.

Pavle Flere

Alenka Gorenčič
DELOITTE

Mia Gostinčar
LAW FIRM MIRO SENICA
AND ATTORNEYS LTD.

Eva Gostisa
JADEK & PENZA D.O.O. - O.P.

Hermina Govekar Vičič
BANK OF SLOVENIA

Damijan Gregorc
LAW FIRM MIRO SENICA
AND ATTORNEYS LTD.

Barbara Hočevar
PWC SVETOVANJE D.O.O.

Branko Ilić
ODI LAW FIRM

Andraž Jadek

Matjaž Jan
ODI LAW FIRM

Andrej Jarkovič
LAW FIRM JANEŽIČ &
JARKOVIČ LTD.

Jernej Jeraj
FABIANI, PETROVIČ, JERAJ,
REJC ATTORNEYS-AT-LAW LTD.

Boris Kastelic
FINANCIAL INSTITUTION OF
THE REPUBLIC OF SLOVENIA

Lovro Kleindienst
TRANSOCEAN SHIPPING

Sašo Koderman
ODVETNIK SEDMAK

Miro Košak
NOTARY OFFICE KOŠAK

Gregor Kovačič
JADEK & PENZA D.O.O. - O.P.

Neža Kranjc
ODVETNIKI ŠELIH & PARTNERJI

Nina Kristarič
JADEK & PENZA D.O.O. - O.P.

Uroš Križanec
SKM LAW FIRM

Sabina Lamut
LAMUTS D.O.O.

Borut Leskovec
JADEK & PENZA D.O.O. - O.P.

Vesna Ložak
ODVETNIŠKA DRUŽBA NEFFAT

Jera Majzelj
ODVETNIKI ŠELIH & PARTNERJI

Miroslav Marchev
PWC SVETOVANJE D.O.O.

Nastja Merlak
JADEK & PENZA D.O.O. - O.P.

Matjaž Miklavčič
SODO D.O.O.

Bojan Mlaj
ENERGY AGENCY OF THE
REPUBLIC OF SLOVENIA

Eva Možina
SCHOENHERR

Domen Neffat
ODVETNIŠKA DRUŽBA NEFFAT

Mateja Odar
ODVETNIKI ŠELIH & PARTNERJI

Neli Okretič
JADEK & PENZA D.O.O. - O.P.

Ela Omersa
FABIANI, PETROVIČ, JERAJ, REJC
ATTORNEYS-AT-LAW LTD.

Sonja Omerza
DELOITTE

Aljaz Perme

Nataša Pipan-Nahtigal
ODVETNIKI ŠELIH & PARTNERJI

Petra Plevnik
LAW FIRM MIRO SENICA
AND ATTORNEYS LTD.

Bojan Podgoršek
NOTARIAT

Anja Primožič
DELOITTE

Špela Remec
ODVETNIKI ŠELIH & PARTNERJI

Jasmina Rešidović
NOTARY OFFICE KOŠAK

Patricija Rot
JADEK & PENZA D.O.O. - O.P.

Sanja Savič
DELOITTE

Bostjan Sedmak
ODVETNIK SEDMAK

Branka Sedmak
JADEK & PENZA D.O.O. - O.P.

Andreja Škofič Klanjšček
DELOITTE

Nives Slemenjak
SCHOENHERR

Rok Starc
NOTARY OFFICE KOŠAK

Gregor Strojín
SUPREME COURT OF THE
REPUBLIC OF SLOVENIA

Tilen Terlep
ODVETNIKI ŠELIH & PARTNERJI

Katarina Vodopivec
SUPREME COURT OF THE
REPUBLIC OF SLOVENIA

Irena Vodopivec Jean
BANK OF SLOVENIA

Ana Vran
FABIANI, PETROVIČ, JERAJ, REJC
ATTORNEYS-AT-LAW LTD.

Katja Wostner
BDO SVETOVANJE D.O.O.

Petra Zapušek
JADEK & PENZA D.O.O. - O.P.

Nina Žefran
DELOITTE

Tina Žvanut Mioč
JADEK & PENZA D.O.O. - O.P.

SOLOMON ISLANDS

CREDIT & DATA
BUREAU LIMITED

Agnes Atkin
MINISTRY OF LAND,
HOUSING AND SURVEY

Don Boykin
PACIFIC ARCHITECTS LTD.

Anthony Frazier

Julie Haro
PREMIERE GROUP OF
COMPANIES LTD.

John Katahanas
SOL - LAW

Sebastian Keso
TRADCO SHIPPING

Judy Kirchner
BJS AGENCIES LTD.

Silverio Lepe
SOL - LAW

Wayne Morris
MORRIS & SOJNOCKI
CHARTERED ACCOUNTANTS

Maurice Nonipitu
KRAMER AUSENCO

Andrew Radclyffe

Gregory Joseph Sojnocki
MORRIS & SOJNOCKI
CHARTERED ACCOUNTANTS

John Sullivan
SOL - LAW

Makario Tagini
GLOBAL LAWYERS,
BARRISTERS & SOLICITOR

Whitlam K. Togamae
WHITLAM K TOGAMAE
LAWYERS

Yolande Yates
GOH & PARTNERS

SOMALIA

Abdul Rahmad Haji Abdalla
Abdalla
BANADIR REGIONAL
ADMINISTRATION -
MUNICIPALITY OF MOGADISHU

Ismail Abdullahi
MINISTRY OF LABOUR
AND SOCIAL AFFAIRS

Abdikarin Mohamed Ahmed
HORN LEGAL CONSULTING
SERVICES

Tahlil H. Ahmed
HORN LEGAL CONSULTING
SERVICES

Maryam Ahmed Harun
HORN LEGAL CONSULTING
SERVICES

Mohamed Ali
SIMATECH INTERNATIONAL -
SIMA MARINE LTD.

Daud Ali Abdulle
HOLAC CONSTRUCTION
COMPANY

Abdulkadir Ali Adow
MAYOR'S OFFICE AT THE
MUNICIPALITY OF MOGADISHU

Bile Dhoore
EAST AFRICA MODERN
ENGINEERING COMPANY
(EAMECO)

Abdi Abshir Dorre
SOMALI CHAMBER OF
COMMERCE & INDUSTRY

Mohamed Dubad
EAST AFRICA MODERN
ENGINEERING COMPANY
(EAMECO)

Hassan Mohammed Farah
HOLAC CONSTRUCTION
COMPANY

Omar Mohamed Farah
HOLAC CONSTRUCTION
COMPANY

Abdiwahid Osman Haji
MOGADISHU LAW OFFICE

Mahad Hassan
HORN LEGAL CONSULTING
SERVICES

Mahdi Hassan
DARYEEL SHIPPING
AND FORWARDING

Sadia Hassan

Abdirahman Hassan Wardere
MOGADISHU UNIVERSITY

Hassan Abukar Hirabe
HOLAC CONSTRUCTION
COMPANY

Said Mohamed Hussein
MINISTRY OF COMMERCE
& INDUSTRY

Ahmed Jama Kheire
ADAMI GENERAL SERVICE

Godfrey Maina Macharia

Ahmed Mahmoud

Abdiwahid Mohamed
SOMALI CHAMBER OF
COMMERCE & INDUSTRY

Mariam Mohamed

Bashir Mohamed Sheikh
MOGADISHU UNIVERSITY

Ali Mohamud Mahadalle
HIJAZ CLEARANCE AND
FORWARDING SERVICE

Samia Saciid
EAST AFRICA MODERN
ENGINEERING COMPANY
(EAMECO)

Hassan Yussuf
INTERNATIONAL BANK
OF SOMALIA

SOUTH AFRICA

BIDVEST PANALPINA LOGISTICS

PINSENT MASONS AFRICA LLP

Douglas Ainslie
BOWMANS

Nicolaos Akritidis
PARADIGM ARCHITECTS

Okyerebea Ampofo-Anti
WEBBER WENTZEL

Kobus Blignaut
ATTORNEY

Zamadeyi Cebisa
WEBBER WENTZEL

Brendon Christian
BUSINESS LAW BC

Haydn Davies
WEBBER WENTZEL

Gretchen de Smit
ENS

Heather Dodd
SAVAGE + DODD ARCHITECTS

Anine Greef
TRANSUNION

Daneille Halters
TRANSUNION

Nastascha Harduth
WERKSMANS INC.

Julian Jones
CLIFFE DEKKER HOFMEYR INC.

Tobie Jordaan
CLIFFE DEKKER HOFMEYR INC.

J. Michael Judin
JUDIN COMBRINCK
INC. ATTORNEYS

Lisa Koenig
TRANSUNION

Jeffrey Kron
NORTON ROSE FULBRIGHT
SOUTH AFRICA

David Kruyer
CONCARGO PTY. LTD.

Johnathan Leibbrandt
WEBBER WENTZEL

Eric Levenstein
WERKSMANS INC.

Shoayb Loonat
ENUMERATE CONSULTING

Kyle Mandy
PWC SOUTH AFRICA

Venashrie Mannar
ADAMS & ADAMS

Tiago Martins
TRANSITEX GLOBAL LOGISTICS
OPERATIONS PTY. LTD.

Patt Mazibuko
CITY OF JOHANNESBURG -
BUILDING DEVELOPMENT
MANAGEMENT

Terrick McCallum
BAKER & MCKENZIE

Katlego Mmuoe

Azwindini Molaudzi
CITY OF JOHANNESBURG -
BUILDING DEVELOPMENT
MANAGEMENT

Laban Naidoo
CITY OF JOHANNESBURG -
BUILDING DEVELOPMENT
MANAGEMENT

Graeme Palmer
GARLICK & BOUSFIELD INC.

Shannon Quinn
JUDIN COMBRINCK
INC. ATTORNEYS

Kwanele Radebe
THE STANDARD BANK OF
SOUTH AFRICA LIMITED

Malope Ramagaga
CITYPOWER

Lucinde Rhodie
CLIFFE DEKKER HOFMEYR INC.

Wesley Rosslyn-Smith
UNIVERSITY OF PRETORIA

Richard Shein
BOWMANS

David Short
FAIRBRIDGES ATTORNEYS

Rajat Ratan Sinha
RCS PVT. LTD. BUSINESS
ADVISORS GROUP

Richard Steinbach
NORTON ROSE FULBRIGHT
SOUTH AFRICA

Danie Strachan
ADAMS & ADAMS

Zaidah Swart
WOLFSOHN AND ASSOCIATES

Anton Theron
TONKIN CLACEY PRETORIA

Paul Vermeulen
CITYPOWER

Jean Visagie
PWC SOUTH AFRICA

Rory Voller
COMPANIES AND INTELLECTUAL
PROPERTY COMMISSION (CIPC)

Anthony Whittaker
CITYPOWER

St. Elmo Wilken
ENS

Gareth Williams-Wynn
KARTER MARGUB
& ASSOCIATES

Colin Wolfsohn
WOLFSOHN AND ASSOCIATES

SOUTH SUDAN

Mufti Othaneil Akum
MINISTRY OF JUSTICE

Roda Allison Dokolo
LOMORO & CO. ADVOCATES

Monyluak Alor Kuol
LIBERTY ADVOCATES LLP

Jimmy Araba Parata
ENGINEERING COUNCIL
OF SOUTH SUDAN

Gabriel Isaac Awow
MINISTRY OF JUSTICE

Premal Bataviya
INFOTECH GROUP

Leo Bouma
NEWTON LAW GROUP

Soro Edward Eli
IMPORT FORUM
INTERNATIONAL LIMITED

Halim Gebeili
NEWTON LAW GROUP

Ajo Noel Julius Kenyi
AJO & CO. ADVOCATES

Benson Karuiru
EY

Jimmy Kato
JIREH SERVICES
COMPANY LIMITED

Nawaz Khan
SOUTH SUDAN ENGINEERING
SOLUTIONS

Hellen Achiro Lotara
NATIONAL MINISTRY OF
LABOUR, PUBLIC SERVICE
& HUMAN RESOURCES
DEVELOPMENT

Monywiir Marial
AJO & CO. ADVOCATES

Ramadhan A.M. Mogga
RAMADHAN & LAW
ASSOCIATES

Issa Muzamil
JUBA ASSOCIATED ADVOCATES

Peter Atem Ngor
RHINO STARS

Peter Pitya
MINISTRY OF HOUSING
Lomoro Robert Bullen
LOMORO & CO. ADVOCATES

Jeremaih Sauka
MINISTRY OF JUSTICE

James Tadiwe
NATIONAL CONSULTANTS
ASSOCIATION

Mut Turuk
TURUK & CO. ADVOCATES

Daniel Wani
ENGINEERING COUNCIL
OF SOUTH SUDAN

Simon Patrick Wani
AJO & CO. ADVOCATES

SPAIN

EQUIFAX IBERICA

MINISTERIO DE ECONOMÍA,
INDUSTRIA Y COMPETITIVIDAD

Basilio Aguirre
REGISTRO DE LA
PROPIEDAD DE ESPAÑA

Iñigo Alejandro
ASHURST LLP

Maria Alonso
DLA PIPER SPAIN

Angel Alonso Hernández
URÍA & MENÉNDEZ,
MEMBER OF LEX MUNDI

Alfonso Alvarado Planas
DIRECCIÓN GENERAL DE
INDUSTRIA, ENERGÍA Y MINAS

Javier Álvarez
J&A GARRIGUES SLP

Jacobo Archilla Martín-Sanz
ASOCIACION/
COLEGIO NACIONAL DE
INGENIEROS DEL ICAI

Irene Arévalo
WHITE & CASE

Serena Argente Escartín
RAPOSO BERNARDO
& ASOCIADOS

Nuria Armas
BANCO DE ESPAÑA

Ana Armijo
ASHURST LLP

Denise Bejarano
PÉREZ - LLORCA

Monika Beltram
MONEREO MEYER
MARINEL-LO ABOGADOS

Vicente Bootello
J&A GARRIGUES SLP

Agustín Bou
JAUSAS

Héctor Bouzo Cortejosa
SOLCAISUR S.L.

Antonio Bravo
EVERSHEDS NICEA

Laura Camarero
BAKER & MCKENZIE

Rosalía Cambronero
DIRECCIÓN GENERAL
DEL ESPACIO PÚBLICO,
AYUNTAMIENTO DE MADRID

Lola Cano
BANCO DE ESPAÑA

Ignacio Castrillón Jorge
IBERDROLA DISTRIBUCIÓN
ELÉCTRICA SAU

Miguel Cruz Amorós
PWC SPAIN

Pelayo de Salvador Morell
DESALVADOR REAL
ESTATE LAWYERS

Iván Delgado González
PÉREZ - LLORCA

Rossanna D'Onza
BAKER & MCKENZIE

Iván Escribano
J&A GARRIGUES SLP

Julia Fernández Esteban
EVERSHEDS NICEA

Adriana Galimany
GÓMEZ-ACEBO &
POMBO ABOGADOS

Patricia García
BAKER & MCKENZIE

Valentín García González
CUATRECASAS,
GONÇALVES PEREIRA

Ignacio García Silvestre
BAKER & MCKENZIE

Borja García-Alamán
J&A GARRIGUES SLP

Cristino Gomez
ARKITANDEM SL

Manuel Gomez
J&A GARRIGUES SLP

Juan Ignacio Gomeza Villa
NOTARIO DE BILBAO

Flaminia González-Barba Bolza
WHITE & CASE

Alvaro González-Escalada
LOGESTA

David Grasa Graell
AGG

Carlos Hernández
METROPOLITANA DE
ADUANAS Y TRANSPORTES
& ICONTAINERS.COM

Juan Miguel Hernandez
Herrera
URÍA & MENÉNDEZ,
MEMBER OF LEX MUNDI

Gabriele Hofmann
FOURLAW ABOGADOS

Pablo Hontoria
PÉREZ - LLORCA

Alejandro Huertas León
J&A GARRIGUES SLP

Guillermo Lillo Jaramillo
J&A GARRIGUES SLP

Maria Lourdes López Rivera
PWC SPAIN

Esperanza Lopez Rodriguez
URÍA & MENÉNDEZ,
MEMBER OF LEX MUNDI

Marina Lorente
J&A GARRIGUES SLP

Alberto Lorenzo
BANCO DE ESPAÑA

Julio Isidro Lozano
LVA LUIS VIDAL + ARCHITECTS

Joaquín Macías
BAKER & MCKENZIE

Alberto Manzanares
ASHURST LLP

Gregorio Marañón Medina
MARAÑÓN LONGORIA SL

Daniel Marín
GÓMEZ-ACEBO &
POMBO ABOGADOS

Ignacio Martín Martín
Fernández
CAZORLA ABOGADOS, SLP

Marina Martinez
BAKER & MCKENZIE
Jorge Martin-Fernández
CLIFFORD CHANCE

Alberto Mata
*THE SPAIN AMERICAN
BAR ASSOCIATION*

José Manuel Mateo
J&A GARRIGUES SLP

María Jesús Mazo Venero
*CONSEJO GENERAL
DEL NOTARIADO*

José María Menéndez Sánchez
*ASOCIACION/
COLEGIO NACIONAL DE
INGENIEROS DEL ICAI*

Valentín Merino López
*VALENTÍN MERINO
ARQUITECTOS SL*

Alberto Monreal Lasheras
PWC SPAIN

Pedro Manuel Moreira Dos
Santos
SCA LEGAL SLP

Enrique Moreno Serrano
*URÍA & MENÉNDEZ,
MEMBER OF LEX MUNDI*

Pedro Neira
CAZORLA ABOGADOS, SLP

Álex Nistal Vázquez
*MONEREO, MEYER &
MARINEL-LO ABOGADOS SLP*

Nicolás Nogueroles Peiró
*COLEGIO DE REGISTRADORES
DE LA PROPIEDAD Y
MERCANTILES DE ESPAÑA*

Rafael Núñez-Lagos de Miguel
*URÍA & MENÉNDEZ,
MEMBER OF LEX MUNDI*

Álvaro Felipe Ochoa Pinzón
J&A GARRIGUES SLP

Juan Oñate
LINKLATORS

Francisco Pablo
DHL EXPRESS

Isabel Palacios
CLIFFORD CHANCE

Daniel Parejo Ballesteros
J&A GARRIGUES SLP

Julio Peralta de Arriba
WHITE & CASE

Patricia Pila
DLA PIPER SPAIN

María José Plaza
*ASOCIACION/
COLEGIO NACIONAL DE
INGENIEROS DEL ICAI*

Carlos Pol
JAUSAS

Carolina Posse
*GÓMEZ-ACEBO &
POMBO ABOGADOS*

Ignacio Quintana Elena
PWC SPAIN

Nelson Raposo Bernardo
*RAPOSO BERNARDO
& ASOCIADOS*

Álvaro Rifá
URÍA MENÉNDEZ

Javier Rodríguez
*GÓMEZ-ACEBO &
POMBO ABOGADOS*

Eduardo Rodríguez-Rovira
*URÍA & MENÉNDEZ,
MEMBER OF LEX MUNDI*

Álvaro Rojo
J&A GARRIGUES SLP

Javier Romeu
TIBA INTERNACIONAL SA

Mireia Sabate
BAKER & MCKENZIE

Jaime Salvador
*RUSSELL BEDFORD ESPAÑA
AUDITORES Y CONSULTORES
SL - MEMBER OF RUSSELL
BEDFORD INTERNATIONAL*

Eduardo Santamaría Moral
J&A GARRIGUES SLP

Pablo Santos Fita
DELOITTE ABOGADOS

Marcos Soberón
LINKLATORS

Raimon Tagliavini
URÍA MENÉNDEZ

Francisco Téllez de Gregorio
FOURLAW ABOGADOS

Adrián Thery
J&A GARRIGUES SLP

Ivan Tintore Subirana
*METROPOLITANA DE
ADUANAS Y TRANSPORTES
& ICONTAINERS.COM*

Alejandro Valls
BAKER & MCKENZIE

Adrián Vázquez
*URÍA & MENÉNDEZ,
MEMBER OF LEX MUNDI*

Juan Verdugo
J&A GARRIGUES SLP

Fernando Vives Ruiz
J&A GARRIGUES SLP

SRI LANKA

Asanka Abeysekera
TIRUCHELVAM ASSOCIATES

Anushika Abeywickrama
F.J. & G. DE SARAM

Nihal Sri Amersekere
CONSULTANTS 21 LTD.

Nandi Anthony
*CREDIT INFORMATION
BUREAU OF SRI LANKA*

Surangi Arawwawala
PWC SRI LANKA

Peshala Attygalle
NITHYA PARTNERS

Harsha Cabral
*CHAMBERS OF
HARSHA CABRAL*

Dilmini Cooray
D.L. & F. DE SARAM

Savantha De Saram
D.L. & F. DE SARAM

Chamari de Silva
F.J. & G. DE SARAM

Suvendrini Dimbulana
D.L. & F. DE SARAM

Nilmini Ediriweera
JULIUS & CREAMY

Manjula Ellepola
F.J. & G. DE SARAM

Amila Fernando
JULIUS & CREAMY

Anjali Fernando
F.J. & G. DE SARAM

Ayomi Fernando
*EMPLOYERS' FEDERATION
OF CEYLON*

P.N.R. Fernando
*COLOMBO MUNICIPAL
COUNCIL*

Thuwaraka Ganesan
TIRUCHELVAM ASSOCIATES

Thambippillai Gobalasingam
DELOITTE

Jivan Goonetilleke
D.L. & F. DE SARAM

Naomal Goonewardena
NITHYA PARTNERS

Shehara Gunasekera
F.J. & G. DE SARAM

M. Basheer Ismail
DELOITTE

David Jacob
FITS EXPRESS PVT. LTD.

Sonali Jayasuriya-Rajapakse
D.L. & F. DE SARAM

Niral Kadawatharatchie
*FREIGHT LINKS
INTERNATIONAL (PTE.) LTD.*

Rajah Kadirgama
*FAST TRANSIT LOGISTICS
PVT. LTD.*

Charana Kanankegamage
F.J. & G. DE SARAM

H.E.I. Karunarathna
*COLOMBO MUNICIPAL
COUNCIL*

Chamila Karunarathne
F.J. & G. DE SARAM

Sankha Karunarathne
F.J. & G. DE SARAM

Janaka Lakmal
*CREDIT INFORMATION
BUREAU OF SRI LANKA*

Ishara Madarasinghe
F.J. & G. DE SARAM

Sujeewa Mudalige
PWC SRI LANKA

Kandiah Neelakandan
*NEELAKANDAN &
NEELAKANDAN*

Abirami Nithiananthan
TIRUCHELVAM ASSOCIATES

Nirosha Peiris
TIRUCHELVAM ASSOCIATES

Priyantha Peiris
*COLOMBO MUNICIPAL
COUNCIL*

Dayaratne Perera
*COLOMBO MUNICIPAL
COUNCIL*

Nissanka Perera
PWC SRI LANKA

W.A. Chulananda Perera
DEPARTMENT OF CUSTOMS

Sunil Premaratna
DEPARTMENT OF CUSTOMS

Nishan Premathirathne
*CHAMBERS OF
HARSHA CABRAL*

Sabaratnam Rajendran
DEPARTMENT OF CUSTOMS

Rasheedha Ramjani
TIRUCHELVAM ASSOCIATES

Hiranthi Ratnayake
PWC SRI LANKA

Sanjeewanee Ratnayake
*CREDIT INFORMATION
BUREAU OF SRI LANKA*

Mohamed Rizni
*SPEED INTERNATIONAL
FREIGHT SYSTEMS LTD.*

Heshika Rupasinghe
TIRUCHELVAM ASSOCIATES

Shane Silva
JULIUS & CREAMY

Priya Sivagananathan
JULIUS & CREAMY

A.H. Sumathipala
*NEELAKANDAN &
NEELAKANDAN*

Harshana Suriyapperuma
*SECURITIES & EXCHANGE
COMMISSION*

J.M. Swaminathan
JULIUS & CREAMY

Shehara Varia
F.J. & G. DE SARAM

G.G. Weerakkody
*COLOMBO MUNICIPAL
COUNCIL*

Charmalie Weerasekera
LAWYER

Oshani Wijewardena
D.L. & F. DE SARAM

John Wilson
JOHN WILSON PARTNERS

ST. KITTS AND NEVIS

Michella Adrien
*THE LAW OFFICES OF
MICHELLA ADRIEN*

Charlene Berry
SCOTIABANK

Neil Coates
GRANT THORNTON

Rayana Dowden
WEBSTER LAW FIRM

Bernie Greaux
TROPICAL SHIPPING

Dahlia Joseph Rowe
*JOSEPH ROWE
ATTORNEYS-AT-LAW*

Adeola Moore
INLAND REVENUE AUTHORITY

Shaunette Pemberton
GRANT THORNTON

Steadroy Pemberton
*FIVE DIAMOND SERVICES
COMPANY LTD*

Tony Scatliffe II
*R & T DESIGN-BUILD
CONSULTANTS GROUP LTD.*

Heidi Lynn Sutton
*LAW OFFICES OF T.A.C.T.
LIBURD & H.D. SUTTON*

Sanshe N.N. Thompson
*ST. KITTS ELECTRICITY
DEPARTMENT*

Deborah Tyrell
HALIX CORPORATION

Larry Vaughan
*CUSTOMS AND EXCISE
DEPARTMENT*

Leonora Walwyn
WALWYNLAW

Lennox Warner
*LENNOX WARNER
AND PARTNER*

Charles Wilkin QC
KELSICK, WILKIN & FERDINAND
Collin Williams
ROYAL LOGISTICS

ST. LUCIA

Clive Antoine
*MINISTRY OF SUSTAINABLE
DEVELOPMENT, ENERGY,
SCIENCE AND TECHNOLOGY*

Natalie Augustin
GLITZENHIRN AUGUSTIN & CO.

Oswald Augustin
JOSEPH SHIPPING

Judge Francis Belle
*EASTERN CARIBBEAN
SUPREME COURT*

Sardia Cenac-Prospere
*FLOISSAC FLEMING
& ASSOCIATES*

Geoffrey Duboulay
*FLOISSAC FLEMING
& ASSOCIATES*

Michael Duboulay
*FLOISSAC FLEMING
& ASSOCIATES*

Lydia Faisal
*RICHARD FREDERICK AND
LYDIA FAISALS' CHAMBERS*

Sylma Finisterre
FINISTERRE ATTORNEYS

Brenda Floissac-Fleming
*FLOISSAC FLEMING
& ASSOCIATES*

Peter I. Foster
PETER I. FOSTER & ASSOCIATES

Carol J. Gedeon
CHANCERY CHAMBERS

Garth George
*ST. LUCIA ELECTRICITY
SERVICES LTD.*

Cheryl Goddard-Dorville
*FLOISSAC FLEMING
& ASSOCIATES*

Claire Greene-Malaykhan
PETER I. FOSTER & ASSOCIATES

Natasha James
*EASTERN CARIBBEAN
SUPREME COURT*

John Larcher
J.H. LARCHER'S ELECTRICS LTD.

Kareem Larcher
J.H. LARCHER'S ELECTRICS LTD.

Bradley Paul
BRADLEY PAUL ASSOCIATES

Richard Peterkin
GRANT THORNTON

Candace Polius
POLIUS & ASSOCIATES

Martin S. Renee
*RENEE'S CONSTRUCTION
COMPANY*

Matthew T. Sargusingh
TRI-FINITY ASSOCIATES

Catherine Seals
*PROCUREMENT SERVICES
INTERNATIONAL*

Chala Smith
*REGISTRY OF COMPANIES AND
INTELLECTUAL PROPERTY*

Finelle Smith
GRANT THORNTON

Avery Trim
*MINISTRY OF PHYSICAL
DEVELOPMENT, HOUSING,
AND URBAN RENEWAL*

Leandra Gabrielle Verneuil
*CHAMBERS OF JENNIFER
REMY & ASSOCIATES*

ST. VINCENT AND THE GRENADINES

CENTRAL WATER AND SEWERAGE AUTHORITY

ST. VINCENT ELECTRICITY SERVICES LTD.

Kay R.A. Bacchus-Browne
KAY BACCHUS-BROWNE CHAMBERS

Stanley DeFreitas
DEFREITAS & ASSOCIATES

Vilma Diaz de Gonsalves
CORPORATE SERVICES INC.

Theona R. Elizee-Stapleton
COMMERCE & INTELLECTUAL PROPERTY OFFICE (CIPO)

Zhingha Horne Edwards
LAW CHAMBERS OF ZHINGA HORNE EDWARDS

Stanley John
ELIZABETH LAW CHAMBERS

Moulton Mayers
MOULTON MAYERS ARCHITECTS

Martin Sheen
COMMERCE & INTELLECTUAL PROPERTY OFFICE (CIPO)

Shelford Stowe
MINISTRY OF HOUSING, INFORMAL HUMAN SETTLEMENTS, LANDS AND SURVEYS

Trevor Thompson
TVA CONSULTANT

SUDAN

Omer Abdel Ati
OMER ABDELATI LAW FIRM

Ali Abdelrahman Khalil
SHAMI, KHALIL & SIDDIG ADVOCATES

Mohammed Abdullah
Mohammed
SDV LOGISTICS

Wala Hassan Aboalela
EL KARIB & MEDANI ADVOCATES

Abdalla Abuzeid
ABDALLA A. ABUZEID & ASSOCIATES

Mohamed Ibrahim Adam
DR. ADAM & ASSOCIATES

Hatim Al Hag

Abdalla Bashir Ibrahim Alataa
MAHMOUD ELSHEIKH OMER & ASSOCIATES ADVOCATES

Intinan Ali
CIASA

Omer El Sharif Abdulla
EMIRATES ISLAMIC BANK

Ahmed Eldirdiri
SUDANESE COMMERCIAL LAW OFFICE (SCLLO)

Mohamed Elebodi
CIASA

Ahmed M. Elhillali
AMERICAN SUDANESE CONSULTING INC.

Mustafa Elshiekh
CIASA

Hatim Elshoush
EL BARKAL ENGINEERING COMPANY

Eyhab Fadl
MAHMOUD ELSHEIKH OMER & ASSOCIATES ADVOCATES

Huzeifa Fareed Ahmed Osman
MAHMOUD ELSHEIKH OMER & ASSOCIATES ADVOCATES

Nazar Hamad
AL SHAIEA COMPANY

Amr Hamad Omar
EMIRATES ISLAMIC BANK

Ahmed Hamoda Elnour
SUDAN ELECTRIC DISTRIBUTION COMPANY

Elwaleed Hussein
CIASA

Mohamed Ibrahim
SOMARAIN ORIENTAL CO.

Alaa Jalal Eldin Mohamed Ibrahim
MAHMOUD ELSHEIKH OMER & ASSOCIATES ADVOCATES

Ahmed Mahdi
MAHMOUD ELSHEIKH OMER & ASSOCIATES ADVOCATES

Ghada Mahmoud Eljeedawi
SOMARAIN ORIENTAL CO.

Tarig Mahmoud Elsheikh Omer
MAHMOUD ELSHEIKH OMER & ASSOCIATES ADVOCATES

Amin Mekki Medani
EL KARIB & MEDANI ADVOCATES

Lamis Mohamed Abdalgadir Osman
MAHMOUD ELSHEIKH OMER & ASSOCIATES ADVOCATES

Sayab Mohamed Osman Ibrahim Swar
MAHMOUD ELSHEIKH OMER & ASSOCIATES ADVOCATES

Tarig Monim
TM ADVISORY

Tariq Mubarak
EL KARIB & MEDANI ADVOCATES

Abdulhakim Omar
SDV LOGISTICS

Rayan Omer
OMER ABDELATI LAW FIRM

Enas Salih
SHAMI, KHALIL & SIDDIG ADVOCATES

Abdelkhalig Shaib
ASAR – AL RUWAYEH & PARTNERS

Wafa Shami
SHAMI, KHALIL & SIDDIG ADVOCATES

Husameldin Taha
SUDANESE COMMERCIAL LAW OFFICE (SCLLO)

Marwa Taha
SHAMI, KHALIL & SIDDIG ADVOCATES

Abdel Gadir Warsama Ghalib
DR. ABDEL GADIR WARSAMA GHALIB & ASSOCIATES LEGAL FIRM

Mohamed Zain
KAYAN CONSULTANCY

SURINAME

NOTARIAAT BLOM

Robert Bottse
HBN LAW

Sieglien Burleson

Dennis Chandansingh
DCA ACCOUNTANTS & CONSULTANTS

Anneke Chin-A-Lin

Joanne Danoesemito
VSH SHIPPING

Anoeschka Debipersad
A.E. DEBIPERSAD & ASSOCIATES

Norman Doorson
MANAGEMENT INSTITUTE GLIS

Marcel K. Eynhoven
N.V. ENERGIEBEDRIJVEN SURINAME

Kenneth Foe A. Man

Dirk Heave

Rachelle Jong-Along-Asan
HAKRINBANK NV

Antoon Karg
LIM A. PO LAW FIRM

Johan Kastelein
KASTELEIN DESIGN

Satish Mahes
HAKRINBANK NV

Henk Naarendorp
CHAMBER OF COMMERCE & INDUSTRY

Joanne Pancham
CHAMBER OF COMMERCE & INDUSTRY

Edwards Redjosentone
N.V. ENERGIEBEDRIJVEN SURINAME

Adiel Sakoer
NV EKIPZE LOGISTICS

Tjanderwatie Sieglien Sewdien
COSTER ADVOCATEN

Prija Soechitram
CHAMBER OF COMMERCE & INDUSTRY

Albert D. Soedamah
LAWFIRM SOEDAMAH & ASSOCIATES

Jane Peggy Tjon
COSTER ADVOCATEN

Silvano Tjong-Ahin
MANAGEMENT INSTITUTE GLIS

Carol-Ann Tjon-Pian-Gi
LAWYER AND SWORN TRANSLATOR

Milton van Brussel
BDO

Jennifer van Dijk-Silos
LAW FIRM VAN DIJK-SILOS

Kenneth van Gom
GOM FOOD INDUSTRIES NV

Baboelal Widjindra
CHAMBER OF COMMERCE & INDUSTRY

Andy Wong
N.V. ENERGIEBEDRIJVEN SURINAME

Anthony Wong
GENERAL CONTRACTORS ASSOCIATION OF SURINAME

SWAZILAND

FEDERATION OF SWAZILAND EMPLOYERS AND CHAMBER OF COMMERCE

KPMG

Lucas Bhembe
EZULWINI MUNICIPALITY

Ray Dlamini
BICON CONSULTING ENGINEERS

Veli Dlamini
INTERFREIGHT PTY. LTD.

Chris Forte
SWAZI SURVEYS

Earl John Henwood
HENWOOD & COMPANY

Andrew Linsey
PWC SWAZILAND

Mangaliso Magagula
MAGAGULA & HLOPHE

Nhlanhla Maphanga
LANG MITCHELL ASSOCIATES

Gabsile Maseko
ROBINSON BERTRAM

Tshidi Masisi-Hlanze
MASISI-HLANZE ATTORNEYS

Sabelo Masuku
HOWE MASUKU NSIBANDE ATTORNEYS

Thandiwe Mkandla
HENWOOD & COMPANY

Kenneth J. Motsa
ROBINSON BERTRAM

George Mzungu
M&E CONSULTING ENGINEERS

Knox Nxumalo
ROBINSON BERTRAM

Kobla Quashie
KOBLA QUASHIE AND ASSOCIATES

José Rodrigues
RODRIGUES & ASSOCIATES

Bongani Simelane
MUNICIPAL COUNCIL OF MBABANE

Pieter Smoor
INTEGRATED DEVELOPMENT CONSULTANTS (IDC)

John Thomson
MORMOND ELECTRICAL CONTRACTORS

Manene Thwala
THWALA ATTORNEYS

Bradford Mark Walker
BRAD WALKER ARCHITECTS

Patricia Zwane
TRANSUNION ITC SWAZILAND PTY. LTD.

Patricia Zwane
TRANSUNION ITC SWAZILAND PTY. LTD.

Patricia Zwane
TRANSUNION ITC SWAZILAND PTY. LTD.

Patricia Zwane
TRANSUNION ITC SWAZILAND PTY. LTD.

Patricia Zwane
TRANSUNION ITC SWAZILAND PTY. LTD.

Patricia Zwane
TRANSUNION ITC SWAZILAND PTY. LTD.

Patricia Zwane
TRANSUNION ITC SWAZILAND PTY. LTD.

Patricia Zwane
TRANSUNION ITC SWAZILAND PTY. LTD.

Patricia Zwane
TRANSUNION ITC SWAZILAND PTY. LTD.

Patricia Zwane
TRANSUNION ITC SWAZILAND PTY. LTD.

Patricia Zwane
TRANSUNION ITC SWAZILAND PTY. LTD.

Patricia Zwane
TRANSUNION ITC SWAZILAND PTY. LTD.

Patricia Zwane
TRANSUNION ITC SWAZILAND PTY. LTD.

Patricia Zwane
TRANSUNION ITC SWAZILAND PTY. LTD.

Patricia Zwane
TRANSUNION ITC SWAZILAND PTY. LTD.

Patricia Zwane
TRANSUNION ITC SWAZILAND PTY. LTD.

Patricia Zwane
TRANSUNION ITC SWAZILAND PTY. LTD.

Patricia Zwane
TRANSUNION ITC SWAZILAND PTY. LTD.

Rickard Jansson
PANALPINA AB

Kim Jokinen
ÖHRLINGS PRICEWATERHOUSECOOPERS AB

Elena Kadelburger
MILLER ROSENFALCK LLP

Almira Kashani
MILLER ROSENFALCK LLP

Jarle Kjellingtveit
UNIL AS

Rikard Lindahl
ADVOKATFIRMAN VINGE KB, MEMBER OF LEX MUNDI

Dennis Linden
LANTMÄTERIET

Inger Lindhe
LANTMÄTERIET

Heléne Lindqvist
BOLAGSVERKET - SWEDISH COMPANIES REGISTRATION OFFICE (SCRO)

Christoffer Monell
MANNHEIMER SWARTLING ADVOKATBYRÅ

Karl-Arne Olsson
WESSLAU SODERQVIST ADVOKATBYRÅ

Jesper Schönbeck
ADVOKATFIRMAN VINGE KB, MEMBER OF LEX MUNDI

Mikael Söderman
ADVOKATFIRMAN BASTLING & PARTNERS

Astrid Trolle Adams
MILLER ROSENFALCK LLP

Petter Vaeren
FLOOD HERSLOW HOME CONTRACTORS

Albert Wällgren
ADVOKATFIRMAN VINGE KB, MEMBER OF LEX MUNDI

Carl Johan Wallnerström
SWEDISH ENERGY MARKETS INSPECTORATE (ENERGIMARKNADSINSPEKTIONEN)

Magnus Wennerhorn
WHITE & CASE

Anna Werner
ELMZELL ADVOKATBYRÅ AB, MEMBER OF IUS LABORIS

Anna Werner
ELMZELL ADVOKATBYRÅ AB, MEMBER OF IUS LABORIS

Anna Werner
ELMZELL ADVOKATBYRÅ AB, MEMBER OF IUS LABORIS

Anna Werner
ELMZELL ADVOKATBYRÅ AB, MEMBER OF IUS LABORIS

Anna Werner
ELMZELL ADVOKATBYRÅ AB, MEMBER OF IUS LABORIS

Anna Werner
ELMZELL ADVOKATBYRÅ AB, MEMBER OF IUS LABORIS

Anna Werner
ELMZELL ADVOKATBYRÅ AB, MEMBER OF IUS LABORIS

Anna Werner
ELMZELL ADVOKATBYRÅ AB, MEMBER OF IUS LABORIS

Anna Werner
ELMZELL ADVOKATBYRÅ AB, MEMBER OF IUS LABORIS

Anna Werner
ELMZELL ADVOKATBYRÅ AB, MEMBER OF IUS LABORIS

Anna Werner
ELMZELL ADVOKATBYRÅ AB, MEMBER OF IUS LABORIS

Anna Werner
ELMZELL ADVOKATBYRÅ AB, MEMBER OF IUS LABORIS

Anna Werner
ELMZELL ADVOKATBYRÅ AB, MEMBER OF IUS LABORIS

Anna Werner
ELMZELL ADVOKATBYRÅ AB, MEMBER OF IUS LABORIS

Anna Werner
ELMZELL ADVOKATBYRÅ AB, MEMBER OF IUS LABORIS

Anna Werner
ELMZELL ADVOKATBYRÅ AB, MEMBER OF IUS LABORIS

Anna Werner
ELMZELL ADVOKATBYRÅ AB, MEMBER OF IUS LABORIS

Suzanne Eckert
WENGER PLATTNER

Jana Essebler
VISCHER AG

Robert Furter
PESTALOZZI, MEMBER
OF LEX MUNDI

Gaudenz Geiger
STAIGER ATTORNEYS-
AT-LAW LTD.

Riccardo Geiser
ALTENBURGER LTD.
LEGAL + TAX

Matthias Giger
CEVA LOGISTICS

Olivier Hari
SCHELLENBERG WITTMER LTD.

Thomas H. Henle
IL INDUSTRIE-LEASING LTD.

Anouk Hirt
BAR & KARRER AG

Ani Homberger
LALIVE

David Jenny
VISCHER AG

L. Mattias Johnson
FRORIEP LEGAL AG

Cyrill Kaeser
LENZ & STAEHELIN

Michael Kramer
PESTALOZZI, MEMBER
OF LEX MUNDI

Cédric Lenoir
LALIVE

Beat Luescher
AZ ELEKTRO AG

Valerie Meyer Bahar
NIEDERER KRAFT & FREY AG

Kaisa Miller
EY

Andrea Molino
MAG LEGIS SA

Konrad Moor
BÜRGI NÄGELI LAWYERS

Marco Mühlemann
EY

Angela Oppliger
VISCHER AG

Daniela Reinhardt
PWC SWITZERLAND

Alexander Reus
DIAZ REUS & TARG LLP

Roman Rinderknecht
EY

Ueli Schindler
AECOMIURS

Daniel Schmitz
PWC SWITZERLAND

Corinne Studer
HANDELSREGISTERAMT
DES KANTONS

Jean-Paul Vulliétty
LALIVE

Patrick Weber
EKZ ELEKTRIZITÄTSWERKE
DES KANTONS ZÜRICH

Stefan Zangger
BELGLOBE INTERNATIONAL LLC

Marc Zimmermann
LENZ & STAEHELIN

SYRIAN ARAB REPUBLIC
EY

Alaa Ahmad
SYRIAN STRATEGIC THINK
TANK RESEARCH CENTER

Sadi Alkhouri
KPMG SYRIA

Serene Almaleh
SULTANS LAW

Layla Alsamman
DELOITTE SYRIA

Jamil Ammar
RUTGERS LAW SCHOOL

Ghada Armali
SARKIS & ASSOCIATES

Reem Awad
COMMERCE & ENGINEERING
CONSULTANTS

Mohammad Khaled
Darwicheh
TALAL ABU-GHAZALEH
LEGAL (TAG-LEGAL)

Richard El Mouallem
PWC LEBANON

Nada Elsayed
PWC LEBANON

Anas Ghazi
MEETHAK - LAWYERS
& CONSULTANTS

Gordon Gray
NATIONAL U.S.-ARAB
CHAMBER OF COMMERCE

Fadi Kardous
KARDOUS LAW OFFICE

Mamon Katbeh
CENTRAL BANK OF SYRIA

Hussein Khaddour
SYRIAN LEGAL BUREAU

Alaa Nizam
ALAA NIZAM LAW OFFICE

Gabriel Oussi
OUSSI LAW FIRM

Fadi Sarkis
SARKIS & ASSOCIATES

Arem Taweel
EBRAHEEM TAWHEEL
LAW OFFICE

Ebraheem Taweel
EBRAHEEM TAWHEEL
LAW OFFICE

TAIWAN, CHINA

Jack Chang
YANGMING PARTNERS

Kuo-Ming Chang
JOINT CREDIT
INFORMATION CENTER

Sur-Form Chang
ACER INCORPORATED

Victor Chang
LCS & PARTNERS

Christine Chen
WINKLER PARTNERS

Daniel Chen
WINKLER PARTNERS

Edgar Y. Chen
TSAR & TSAI LAW FIRM,
MEMBER OF LEX MUNDI

Emily Chen
LCS & PARTNERS

Nicholas V. Chen
PAMIR LAW GROUP

Romy Chen
NATIONAL DEVELOPMENT
COUNCIL

Ying-Hua Chen
TAIWAN STOCK EXCHANGE

Yo-Yi Chen
FORMOSA TRANSNATIONAL

Chun-Yih Cheng
FORMOSA TRANSNATIONAL

Cathy Chin
TAIWAN INTERNATIONAL
LOGISTICS & SUPPLY
CHAIN ASSOCIATION

May Chou
APL

Philip T. C. Fei
FEI & CHENG ASSOCIATES

Mark Harty
LCS & PARTNERS

Sophia Hsieh
TSAR & TSAI LAW FIRM,
MEMBER OF LEX MUNDI

Chin-Yun Hsu
SECURITIES AND FUTURES
BUREAU, FINANCIAL
SUPERVISORY COMMISSION

Robert Hsu
BOLLORE LOGISTICS
TAIWAN LTD.

Jamie Huang
HUANG & PARTNERS

Margaret Huang
LCS & PARTNERS

T.C. Huang
HUANG & PARTNERS

Charles Hwang
YANGMING PARTNERS

Gloria Juan
YANGMING PARTNERS

Jung-Chang Lai
TAIPEI CITY GOVERNMENT

Wei-Ping Lai
YU-DING LAW FIRM

En-Fong Lan
PRIMORDIAL LAW FIRM

Jenny Lee
PAMIR LAW GROUP

Max Lee
TSAR & TSAI LAW FIRM,
MEMBER OF LEX MUNDI

Vivian Lee
HUANG & PARTNERS

John Li
LCS & PARTNERS

Justin Liang
BAKER & MCKENZIE

Angela Lin
LEXCEL PARTNERS

Frank Lin
REXMED INDUSTRIES CO. LTD.

Jeffrey Lin
JOINT CREDIT
INFORMATION CENTER

Kien Lin
JOINT CREDIT
INFORMATION CENTER

Lilian Lin
FINANCIAL SUPERVISORY
COMMISSION,
BANKING BUREAU

Ming-Yen Lin
DEEP & FAR,
ATTORNEYS-AT-LAW

Nelson J. Lin
HUANG & PARTNERS

Rich Lin
LCS & PARTNERS

Sheau Chyng Lin
PRIMORDIAL LAW FIRM

Tien-Tsai Lin
NATIONAL CUSTOMS BROKERS
ASSOCIATION OF ROC

Veronica Lin
EIGER

You-Jing Lin
CHI-SHENG LAW FIRM

Julia Liu
BOLLORE LOGISTICS
TAIWAN LTD.

Kang-Shen Liu
LEXCEL PARTNERS

Shu-Ying Liu
MINISTRY OF
ECONOMIC AFFAIRS

Wanyi Liu
FINANCIAL SUPERVISORY
COMMISSION,
BANKING BUREAU

Stacy Lo
LEXCEL PARTNERS

Alice Lu
LCS & PARTNERS

Judy Lu
LEE AND LI,
ATTORNEYS-AT-LAW

Wan-Chu Lu
MINISTRY OF INTERIOR

Joseph Ni
GOOD EARTH CPA

Patrick Pai-Chiang Chu
LEE AND LI,
ATTORNEYS-AT-LAW

Shiaw-Der Pan
MOTC

Lloyd Roberts
EIGER

Ching-Ping Shao
NATIONAL TAIWAN UNIVERSITY

Scarlett Tang
TSAR & TSAI LAW FIRM,
MEMBER OF LEX MUNDI

Tanya Y. Teng
HUANG & PARTNERS

Bee Leay Teo
BAKER & MCKENZIE

David Tien
LEE AND LI,
ATTORNEYS-AT-LAW

C.F. Tsai
DEEP & FAR,
ATTORNEYS-AT-LAW

Chiun-Yi Tsai
MINISTRY OF
ECONOMIC AFFAIRS

David Tsai
LEXCEL PARTNERS

Rita Tsai
APL

Yu-ti Tsai
WINKLER PARTNERS

Huan-Kai Tseng
PWC TAIWAN

Vivian W. Chen
PWC TAIWAN

Antoine Wang
TBBC LTD.

Felix Yifan Wang
YANGMING PARTNERS

Richard Watanabe
PWC TAIWAN

Huang William
GIBSIN ELECTRICAL
CONSULTANCY

Chun-Feng Wu
TAIWAN INTERNATIONAL
PORTS CORP. LTD.

Ja-Lin Wu
NATIONAL DEVELOPMENT
COUNCIL

Pei-Yu Wu
BAKER & MCKENZIE

Yen-yi Wu
WINKLER PARTNERS

Alex Yeh
LCS & PARTNERS

TAJKISTAN

AITEN CONSULTING GROUP

ASSOCIATION OF BANKS
OF TAJIKISTAN

BAKER TILLY TAJIKISTAN

Bakhtiyor Abdulloev
ABM TRANS SERVICE LLC

Manuchehr Abdusamadzoda
CIBT - CREDIT INFORMATION
BUREAU IN TAJIKISTAN

Zarrina Adham
CISC MDO HUMO

Zulfiya Akchurina
GRATA INTERNATIONAL

Ilhom Amirhonov
ABM TRANS SERVICE LLC

Dzhamshed Asrorov
CISC MDO HUMO

Gulanor Atobek
DELOITTE & TOUCHE LLC

Amirbek Azizov
MINISTRY OF LABOR,
MIGRATION AND EMPLOYMENT
OF POPULATION

Denis Bagrov
CENTIL LAW FIRM

Abdulbori Baybabaev
LAW FIRM LEX

Petar Chakarov
HEALY CONSULTANTS
GROUP PLC

Akhroir Edgarov
CISC MDO HUMO

Manvel Harutyunyan
GRANT THORNTON LLP

Elena Kaeva
PWC KAZAKHSTAN

Assel Khamzina
PWC KAZAKHSTAN

Alisher Khoshimov
CENTIL LAW FIRM

Khurshed Mirziyoev
TAX COMMITTEE UNDER
GOVERNMENT OF THE
REPUBLIC OF TAJIKISTAN

Kamoliddin Mukhamedov
GRATA INTERNATIONAL

Rustam Nazrisho
NAZRISHO & MIRZOEV
LAW FIRM LLC

Temirlan Nildibayev
PWC KAZAKHSTAN

Ganchina Nuralieva
CENTIL LAW FIRM

Bahodur Nurov
GRATA INTERNATIONAL

Anjelika Pazdnyakova
GRANT THORNTON LLP

Faizali Rajabov
ASSOCIATION OF
CONSTRUCTORS OF TAJIKISTAN

Firdavs S. Mirzoev
NAZRISHO & MIRZOEV
LAW FIRM LLC

Aisanat Safarbek Kyzy
GRATA INTERNATIONAL

Nadir Saidovich
SAID LTD.

Emin Sanginzoda
MINISTRY OF LABOR,
MIGRATION AND EMPLOYMENT
OF POPULATION

Kanat Seidaliev
GRATA INTERNATIONAL

Marina Shamilova
LEGAL CONSULTING GROUP

Takdir Sharifov
TAKDIR SHARIFOV
PRIVATE PRACTITIONER

Sherzod Sodatkadamov
NAZRISHO & MIRZOEV
LAW FIRM LLC

Farzona Tilavova
KAMOLOT 1
CONSULTING GROUP

Aliya Utgaliyeva
PWC KAZAKHSTAN

Abdurakhmon Yuldoshev
MINISTRY OF LABOR,
MIGRATION AND EMPLOYMENT
OF POPULATION

TANZANIA

ILALA MUNICIPAL COUNCIL

KINONDONI MUNICIPAL
COUNCIL

Said Athuman
TANZANIA REVENUE
AUTHORITY

Lydia Dominic

Lucas Elingaya
EAST AFRICAN LAW CHAMBERS

Esther April Erners
CRB AFRICA LEGAL

Asma Hilal
CRB AFRICA LEGAL

Anitha Ishengoma
TANESCO LTD.

Protase R.G. Ishengoma
ISHENGOMA, KARUME,
MASHA & MAGAI ADVOCATES

Sujata Jaffer
NEXIA SJ TANZANIA

Faustin Joseph Kahatano
ASSOCIATION ARCHITECTS
OF TANZANIA

Alex Kalanje
ZIMBABWE ELECTRICITY
TRANSMISSION &
DISTRIBUTION COMPANY

Njerii Kanyama
ENSAFRICA TANZANIA
ATTORNEYS

Charles Kisoka
EAST AFRICAN LAW CHAMBERS

Stanley Mabiti
ABENRY & COMPANY
ADVOCATES

Nkanwa Magina
BANK OF TANZANIA

Mandisa Maketa
BOLLORE AFRICA LOGISTICS

Sunil Maru
SUMAR VARMA ASSOCIATES

Salome Masenga
I & M BANK TANZANIA

Umaiya Masoli
BANK OF TANZANIA

Abdul Masunga
ZIMBABWE ELECTRICITY
TRANSMISSION &
DISTRIBUTION COMPANY

Verediana Mkabahati
BOLLORE AFRICA LOGISTICS

Deogratus Mmasy
PWC TANZANIA

Freddy Moshly
TANZANIA REVENUE
AUTHORITY

Mirumbe Mseti
PWC TANZANIA

Ayoub Mtafya
NEXLAW ADVOCATES

Angel Mwesiga
ABENRY & COMPANY
ADVOCATES

Deogratus Myamani
BANK OF TANZANIA

Athanasius Nangali
ZIMBABWE ELECTRICITY
TRANSMISSION &
DISTRIBUTION COMPANY

Gerald Nangi
AKO LAW IN ASSOCIATION
WITH CLYDE & CO.

Stella Ndikimi
EAST AFRICAN LAW CHAMBERS

Janet Ndyetabura
VELMA LAW

Raymond Ngatuni
ENSAFRICA TANZANIA
ATTORNEYS

Burure Ngocho
ISHENGOMA, KARUME,
MASHA & MAGAI ADVOCATES

Alex Thomas Nguluma
ENSAFRICA TANZANIA
ATTORNEYS

Hope Paul
ENSAFRICA TANZANIA
ATTORNEYS

Charles R.B. Rwechugura
CRB AFRICA LEGAL

Eve Hawa Sinare
REX CONSULTING LIMITED

Ambassador Mwanaidi Sinare
Maajar
ENSAFRICA TANZANIA
ATTORNEYS

Henry Sondo
ABENRY & COMPANY
ADVOCATES

Miriam Sudi
PWC TANZANIA

David Tarimo
PWC TANZANIA

Vulfrida Teye
VELMA LAW

Regis Tissier
BOLLORE AFRICA LOGISTICS

Camilla Yusuf
CRB AFRICA LEGAL

THAILAND

ADVANCE ADJUSTING
ASSOCIATES CO. LTD. (AAA)

C.K. & P. ELECTRIC CO. LTD.

INSPECTRUM ENGINEERING
SERVICES

LS HORIZON LIMITED

MESI ENGINEERING CO. LTD.

METROPOLITAN
ELECTRICITY AUTHORITY

MINISTRY OF FINANCE

NEOEX ENTERPRISE CO. LTD.

PEL ENGINEERING CO. LTD.

Panida Agkavikai
BANGKOK GLOBAL LAW
OFFICES LIMITED

Chavapol Akkaravoranun
BAKER & MCKENZIE

Narupat Amornkosit
ENERGY REGULATORY
COMMISSION (ERC)

Somsak Anakkasela
PWC THAILAND

Salinthip Anpattanakul
SILK LEGAL COMPANY LTD.

Puangrat Anusanti
EY

Janist Aphornratana
TMF THAILAND LIMITED

Jedsada Ariyachatkul
THAI CUSTOMS DEPARTMENT

Amara Bhuwanawat
SIAM PREMIER INTERNATIONAL
LAW OFFICE LIMITED

Nuttapon Boonchokchuy
PORT AUTHORITY OF THAILAND

Janpen Boonmool
TVL GLOBAL LOGISTICS

Anawat Buraphachon
DEPARTMENT OF PUBLIC
WORKS AND TOWN &
COUNTRY PLANNING

Thanakorn Busarasopitkul
PWC THAILAND

Guillaume Busschaert
COMIN THAI ENGINEERING
SOLUTIONS CO. LTD.

Brendan Carroll
BAKER & MCKENZIE

Nopadol Chaipunya
BANGKOK METROPOLITAN
ADMINISTRATION

Panotporn Chalodhorn
OFFICE OF THE JUDICIARY

Aye Chananan
PANU & PARTNERS

Albert T. Chandler
CHANDLER MHM LIMITED

Isorn Chandrawong
BANGKOK JURIST LTD.

Udomphan Chantana
DEPARTMENT OF LANDS

Phadet Charoensivakon
NATIONAL CREDIT
BUREAU CO. LTD.

Damrong Charoenying
BANGKOK METROPOLITAN
ADMINISTRATION

Chonlada Chayjaroensuksakul
TVL GLOBAL LOGISTICS

Cheewin Chiangkan
BAKER & MCKENZIE

Chinnavat Chinsangaram
WEERAWONG, CHINNAVAT
& PEANGPANOR LTD.

Weerawong Chittmitrapap
WEERAWONG, CHINNAVAT
& PEANGPANOR LTD.

Suphakorn Chueabunchai
CHANDLER MHM LIMITED

Pakwan Chuensunwankul
DEPARTMENT OF BUSINESS
DEVELOPMENT, MINISTRY
OF COMMERCE

Suwanna Chuerboonchai
SECURITIES AND EXCHANGE
COMMISSION

Nuttita Chungswat
ANTARES ADVISORY LTD.

Paul Connolly
INTERNATIONAL LEGAL
COUNSELLORS THAILAND
LIMITED (ILCT)

Samruay Daengduang
DEPARTMENT OF BUSINESS
DEVELOPMENT, MINISTRY
OF COMMERCE

Monnira Danwiwat
BANGKOK GLOBAL LAW
OFFICES LIMITED

Thanathat Ghonkaew
COMIN THAI ENGINEERING
SOLUTIONS CO. LTD.

Thirapa Glinsukon
PWC THAILAND

Manita Hengprapasopchoke
THANATHIP & PARTNERS
COUNSELLORS LIMITED

Kullakarn Indrasawat
THAI CUSTOMS DEPARTMENT

Chalermopol Intarasing
LILLEKE & GIBBINS

Monthchai Itisurasing
LEED AP

Kanok Jullamon
THE SUPREME COURT
OF THAILAND

Suthatip Jullamon
THE SUPREME COURT
OF THAILAND

Wallaya Kaewrungruang
SIAM COMMERCIAL BANK PCL

Nuttinee Kaewsa-ard
NATIONAL CREDIT
BUREAU CO. LTD.

Prasert Kongkauphram
THAI CONTRACTORS
ASSOCIATION UNDER HM
THE KING'S PATRONAGE

Amnat Kongsakda
BANGKOK GLOBAL LAW
OFFICES LIMITED

Alan Laichareonsup
LILLEKE & GIBBINS

Phannarat La-Ongramee
PWC THAILAND LIMITED

Chanida Leelanuntakul
BAKER & MCKENZIE

William Lehane
SIAM PREMIER INTERNATIONAL
LAW OFFICE LIMITED

Woraphong Leksakulchai
HUGHES KRUPICA
CONSULTING CO. LTD.

Atthapong Limchaikit
INTER CONNECTIONS LOGISTICS

Sakchai Limsiripothong
WEERAWONG, CHINNAVAT
& PEANGPANOR LTD.

Wassana Limwattanakul
TVL GLOBAL LOGISTICS

Weerasak Loysaior
THAI CUSTOMS DEPARTMENT

Prateep Lumrungruang
DFDL

Arunee Mahathorn
THANATHIP & PARTNERS
COUNSELLORS LIMITED

Florian Maier
ANTARES ADVISORY LTD.

Thanissorn Masuchand
BAKER & MCKENZIE

Rudeewan Mikhanorn
EY

Pongphan Narasin
MAZARS THAILAND LTD.

Anuwat Ngamprasertkul
PWC THAILAND

Bowornsinh Nitiyavanich
HUGHES KRUPICA
CONSULTING CO. LTD.

Nicha Nutchayangkul
LAWPLUS LTD.

Surapol Opasatien
NATIONAL CREDIT
BUREAU CO. LTD.

Wynn Pakdeejit
BAKER & MCKENZIE

Rangsima Pakkoth
ENERGY REGULATORY
COMMISSION (ERC)

Pakinee Pipatpoka
NATIONAL CREDIT
BUREAU CO. LTD.

Viroj Piwattananametha
BAKER & MCKENZIE

Harit Na Pombejra
SILK LEGAL COMPANY LTD.

Panitt Pongpakdee
ONESTOP EXPORT SERVICE

Ratana Poonsombudlert
CHANDLER MHM LIMITED

Ruengrit Pooprasert
BLUMENTHAL RICHTER
& SUMET

Predee Pravichpaibul
WEERAWONG, CHINNAVAT
& PEANGPANOR LTD.

Kanya Pujijsamai
THAI CONTRACTORS
ASSOCIATION UNDER HM
THE KING'S PATRONAGE

Rangsima Rattana
LEGAL EXECUTION
DEPARTMENT

Warantorn Rattanasombat
SIAM PREMIER INTERNATIONAL
LAW OFFICE LIMITED

Vunnipa Ruamrangsri
PWC THAILAND

Ruthai Rugrachagarn
THAI CONTRACTORS
ASSOCIATION UNDER HM
THE KING'S PATRONAGE

Chaiwat Rungsipanodorn
BANGKOK METROPOLITAN
ADMINISTRATION

Watchara Sanghattawattana
THAI CONTRACTORS
ASSOCIATION UNDER HM
THE KING'S PATRONAGE

Peangnate Sathiensohon
CHANDLER MHM LIMITED

Ubolmas Sathiensohon
CHANDLER MHM LIMITED

Peangnate Sawatdipong
CHANDLER MHM LIMITED

Alexander James Seeley
INTERNATIONAL LEGAL
COUNSELLORS THAILAND
LIMITED (ILCT)

Pradjuduan Sirion
BANGKOK GLOBAL LAW
OFFICES LIMITED

Panya Sittsakonsin
BAKER & MCKENZIE

Kulit Sombatsiri
THAI CUSTOMS DEPARTMENT

Ratanavadee Somboon
LEGAL EXECUTION
DEPARTMENT

Kowit Somwaiya
LAWPLUS LTD.

Audray Souche
DFDL

Korapat Sukhummek
PWC THAILAND

Atchara Suknaibaboon
TMF THAILAND LIMITED

Picharn Sukparangsee
BANGKOK GLOBAL LAW
OFFICES LIMITED

Malee Sumanotayan
THAI CUSTOMS DEPARTMENT

Nuchapa Sungkakorn
THAI CUSTOMS DEPARTMENT

Apinan Suntharanan
SIAM COMMERCIAL BANK PCL

Pattamakan Suparp
TMF THAILAND LIMITED

Tanatis Suraborworn
BANGKOK METROPOLITAN
ADMINISTRATION

Nattapon Suraratrangi
ZICOLAW

Ruenvadee Suwanmongkol
LEGAL EXECUTION
DEPARTMENT

Naddaporn Suwanvajakasikij
LAWPLUS LTD.

Hunt Talmage
CHANDLER MHM LIMITED

Jedsadaporn Tamnanjit
MTOUCHE CO. LTD. THAILAND

Jeffery Tan
TRICHARON ENGINEERING
CO., LTD.

Sasivimol Tanasarniti
LEGAL EXECUTION
DEPARTMENT

Kornjan Tangkrisanakajorn
THANATHIP & PARTNERS
COUNSELLORS LIMITED

Thitima Tangprasert
EY

Ornanong Tesabamroong
S.J. INTERNATIONAL
LEGAL CONSULTING AND
ADVISORY CO., LTD.

Noppramart
Thammateeradaycho
SIAM PREMIER INTERNATIONAL
LAW OFFICE LIMITED

Norarat Theeranukoon
BANGKOK GLOBAL LAW
OFFICES LIMITED

Atitaya Thongboon
LEGAL EXECUTION
DEPARTMENT

Waraporn Tungwatcharabol
RAJAH & TANN

Kitipong Urapeepatanapong
BAKER & MCKENZIE

Supawadee Vajasit
RAJAH & TANN

Surasak Vajasit
RAJAH & TANN

Chinachart Vatanasuchart
TILLEKE & GIBBINS

Kanokkorn Viriyasutum
CHANDLER MHM LIMITED

Anthony Visate Loh
DELOITTE

Somboon Weerawutiwong
PWC THAILAND

Auradee P. Wongsaroj
CHANDLER MHM LIMITED

Somchai Yungkarn
CHANDLER MHM LIMITED

Yada Yuwataepakorn
BAKER & MCKENZIE

TIMOR-LESTE

Jose Abilio
CUSTOMS, MINISTRY
OF FINANCE

Nur Aini Djafar Alkatiri
BANCO CENTRAL DE
TIMOR-LESTE

Rui Amendoeira
VDA - VIEIRA DE ALMEIDA
& ASSOCIADOS

José Borges Guerra
MIRANDA & ASSOCIADOS

Paula Caldeira Dutschmann
MIRANDA & ASSOCIADOS

Miguel Carreira Martins
WONG ALLIANCE

João Cortez Vaz
VDA - VIEIRA DE ALMEIDA
& ASSOCIADOS

Joana Custóias
MIRANDA & ASSOCIADOS

Octaviana Da S. A. Maxanches
BANCO CENTRAL DE
TIMOR-LESTE

Pascoela M. R. da Silva
BANCO CENTRAL DE
TIMOR-LESTE

Francisco de Deus Maia
BANCO CENTRAL DE
TIMOR-LESTE

Luis de Oliveira Sampaio
JSPM - JUDICIAL SYSTEMS
MONITORING PROGRAMME

Casimiro dos Santos
JSPM - JUDICIAL SYSTEMS
MONITORING PROGRAMME

Tony Duarte

Anthony Frazier

João Galamba de Oliveira
ABREU AND C&C ADVOGADOS

Tereza Garcia André
MIRANDA & ASSOCIADOS

Adi Ghanie
PWC INDONESIA

Eusebio Guterres
UNIDO BUSINESS
REGULATORY CONSULTANT

João Leite
MIRANDA & ASSOCIADOS

Carolina Letra
CAIXA GERAL DE
DEPOSITOS (CGD)

Andre Lopez
ANL TIMOR, UNIPESSOAL LDA

Elisa Pereira
ABREU AND C&C ADVOGADOS

Vega Ramadhan
PWC INDONESIA

Gaurav Sareen
DELOITTE

Ricardo Silva
MIRANDA & ASSOCIADOS

Erik Stokes
RMS ENGINEERING AND
CONSTRUCTION

Fernando Torráo Alves
CAIXA GERAL DE
DEPOSITOS (CGD)

Tim Robert Watson
PWC INDONESIA

TOGO

BCEAO

CREDITINFO VOLO

A. M. Abbi Toyi
DIRECTION DES AFFAIRES
DOMANIALES ET CADASTRALES

Abbas Aboulaye
AUTORITÉ DE
RÈGLEMENTATION DU SECTEUR
DE L'ÉLECTRICITÉ (ARSE)

Claude Adama
AQUEREBURU AND PARTNERS,
SOCIÉTÉ D'AVOCATS
JURIDIQUE ET FISCAL

Dijfa Emeña Adjale Suku
SCP DOGBEAVOU & ASSOCIÉS

Mensah Adjé
AQUEREBURU AND PARTNERS,
SOCIÉTÉ D'AVOCATS
JURIDIQUE ET FISCAL

Kossi Mawuse Adjedomole
MARTIAL AKAKPO ET ASSOCIÉS

Komi Adjivon Kowuvi
SOCIÉTÉ TOGOLAISE DES EAUX

Koudzo Mawuêna Agbemaple
AUTORITÉ DE
RÈGLEMENTATION DU SECTEUR
DE L'ÉLECTRICITÉ (ARSE)

Martial Akakpo
MARTIAL AKAKPO ET ASSOCIÉS

Nicolas Kossi Akidjetan
ORDRE NATIONAL
DES ARCHITECTES DU
TOGO (ONAT)

Yves Yaovi Akoue
ETINSEL

Kossi Adoté Akpagana
SCP DOGBEAVOU & ASSOCIÉS

Eklou Patrick Amendah
ORDRE NATIONAL
DES ARCHITECTES DU
TOGO (ONAT)

Coffi Alexis Aquereburu
AQUEREBURU AND PARTNERS,
SOCIÉTÉ D'AVOCATS
JURIDIQUE ET FISCAL

Cécile Assogbavi
ETUDE NOTARIALE ASSOGBAVI

Kossi Ayate
TRIBUNAL DE LOME

Antoine Ayivi
LIGUE DES GENIES

Sandrine Badjili
MARTIAL AKAKPO ET ASSOCIÉS

Ibrahima Beye
PRÉSIDENCE DE LA
RÉPUBLIQUE DU TOGO

Assiom Kossi Bokodjin
CABINET D'AVOCATS
ME TOBLE GAGNON

Cedric Chalvon
SEGUCE TOGO

Essenouwa Degla
COMPAGNIE ÉNERGIE
ELECTRIQUE DU TOGO (CEET)

Kokou Djegnon
MINISTÈRE DE L'URBANISME
ET DE L'HABITAT

Sédjro Koffi Dogbeavou
SCP DOGBEAVOU & ASSOCIÉS

Essiame Koko Dzoka
LAWYER

Aklesso Louis-Edson Edeou
VERSUS ARCHITECTURE

Bassimsouwé Edjam-Etchaki
DIRECTION DES SERVICES
TECHNIQUE DE LA MAIRIE

Mathias A. Edoth-Komahe
LAWYER

Koffi Mawunyo Equagoo
CABINET D'AVOCATS
MAÎTRE MENSAH-ATTOH,
KOFFI SYLVAIN

Béranger Ette
PWC CÔTE D'IVOIRE

N'dane Felibigou-Edjeou
OTR – COMMISSARIAT
DES DOUANES

Akossiwa Fonouvi
CABINET DE MAÎTRE
GALOLO SOEDJEDE

Ayéle Annie Gbadoe Deckon
AQUEREBURU AND PARTNERS,
SOCIÉTÉ D'AVOCATS
JURIDIQUE ET FISCAL

Mémèssilé Dominique Gnazo
CABINET DE NOTAIRE GNAZO

Tchakoura Gnon
OTR – COMMISSARIAT
DES DOUANES

Tino Hoffer
AQUEREBURU AND PARTNERS,
SOCIÉTÉ D'AVOCATS
JURIDIQUE ET FISCAL

Atchroé Leonard Johnson
SCP AQUEREBURU & PARTNERS

Sandra Ablamba Johnson
PRÉSIDENCE DE LA
RÉPUBLIQUE DU TOGO

Gilbert Josias
CHAMBRE DE COMMERCE ET
D'INDUSTRIE DU TOGO (CCIT)

Molgah Kadjaka-Abougnima
CABINET DE NOTAIRE
KADJAKA-ABOUGNIMA

Amatékoé Kangni
MARTIAL AKAKPO ET ASSOCIÉS

Komivi Kassegne
COMPAGNIE ÉNERGIE
ELECTRIQUE DU TOGO (CEET)

Kodko Cephas Keoula
CHAMBRE DE COMMERCE ET
D'INDUSTRIE DU TOGO (CCIT)

Agbéwonou Koudasse
CABINET DE MAÎTRE
GALOLO SOEDJEDE

Kokou Kpeglo
OTR – COMMISSARIAT
DES DOUANES

Hokaméto Kpenou
AUTORITÉ DE
RÈGLEMENTATION DU SECTEUR
DE L'ÉLECTRICITÉ (ARSE)

Emmanuel Mamlan
MARTIAL AKAKPO ET ASSOCIÉS

Koffi Sylvain Mensah Attoh
CABINET MAÎTRE
MENSAH-ATTOH

Colette Migan
CABINET MAÎTRE
MENSAH-ATTOH

Laname Nayante
CALAFI

Kwami Obossou
OTR – COMMISSARIAT
DES DOUANES

Dissadama Ouro-Bodi
OFFICE TOGOLAIS
DES RECETTES

Francky Rakotondrina
JOHN W. FOOKS & CO.

Tihana Ana Reljić
VIDAN ATTORNEYS-AT-LAW

Samuel Sanwogou
CHAMBRE DE COMMERCE ET
D'INDUSTRIE DU TOGO (CCIT)

Adjémida Douato Soedjedje
SAFEFO

Galolo Soedjede
CABINET DE MAÎTRE
GALOLO SOEDJEDE

Lazare Sossoukpe
SCP DOGBEAVOU & ASSOCIÉS

Mouhamed Tchassona Traore
ETUDE ME MOUHAMED
TCHASSONA TRAORE

Gagnon Yawo Toble
CABINET D'AVOCATS
ME TOBLE GAGNON

Fafavi Tossah Adom
SCP DOGBEAVOU & ASSOCIÉS

Senyo Komla Wozufia
COMELEC ÉLECTRICITÉ

Apotevi Zekpa
COMPAGNIE ÉNERGIE
ELECTRIQUE DU TOGO (CEET)

Komla Edem Zotchi
MARTIAL AKAKPO ET ASSOCIÉS

TONGA

Delores Elliott

Pipiena Faupula
MINISTRY OF REVENUE
AND CUSTOMS

Lopeti Heimuli
MINISTRY OF INFRASTRUCTURE

Taniela Kula
MINISTRY OF LANDS, SURVEY,
NATURAL RESOURCES
& ENVIRONMENT

Loupua Kuli
LEGISLATIVE ASSEMBLY
OF TONGA

Moses Lavemai
PORTS AUTHORITY TONGA

Samisoni Masila
TONGA DEVELOPMENT BANK

Seini Movele
TONGA DEVELOPMENT BANK

Sione Tomasi Naité Fakahua
FAKAHUA-FA'OTUSIA
& ASSOCIATES

Laki M. Niu
LAKI NIU OFFICES

Sipiloni Raass
JAIMI ASSOCIATES
- ARCHITECTS

Tuipulotu Taifoou
DATELINE TRANS-AM SHIPPING

Vaimoana Taukolo
MINISTRY OF COMMERCE,
TOURISM AND LABOUR

Fine Tohi
DATELINE TRANS-AM SHIPPING

Lesina Tonga
LESINA TONGA LAW FIRM

Pesalili Tuiano
MINISTRY OF INFRASTRUCTURE

Distquaine P. Tu'ihalamaka
MINISTRY OF COMMERCE,
TOURISM AND LABOUR

Paula Tupou
ALPA ELECTRIC
COMPANY LIMITED

Christine M. 'Uta'atu
UTA'ATU & ASSOCIATES

Tahifisi Vehikite
KTEC CONSULTANTS.
KINGDOM OF TONGA
ENGINEERING CONSULTANTS

Fotu Veikune
MINISTRY OF INFRASTRUCTURE

Dianne Warner
SKIP'S CUSTOM JOINERY LTD.

TRINIDAD AND TOBAGO

REGULATED INDUSTRIES
COMMISSION

Ashmead Ali
ASHMEAD ALI & CO.

Linda M. Besson
CARIBBEAN EMPLOYERS
CONFEDERATION

Luis Dini
HSMDDT LTD.

Rosanne Dopson
J.D. SELLIER & CO.

Thomas Escalante
TRANSUNION

Dennis Fakoory
FAKOORY & COMPANY LTD.

Hadyn-John Gadsby
J.D. SELLIER & CO.

Glenn Hamel-Smith
M. HAMEL-SMITH & CO.,
MEMBER OF LEX MUNDI

Melissa Ingfield
M. HAMEL-SMITH & CO.,
MEMBER OF LEX MUNDI

Randall Karim
MINISTRY OF TRADE,
INDUSTRY AND INVESTMENT

Sunil Laloo
GA FARRELL AND ASSOCIATES

Mariella Lange
HSMDDT LTD.

Orrisha Maharajh
JOHNSON, CAMACHO & SINGH

Kevin Maraj
PRICEWATERHOUSECOOPERS
LIMITED

Christian Marquez
MINISTRY OF TRADE,
INDUSTRY AND INVESTMENT

Imtiaz Mohammed
DELTA ELECTRICAL
CONTRACTORS, LTD.

Nassim Mohammed
EY

David Montgomery
HLB MONTGOMERY & CO.

Evelyn Murphy
TROPICAL SHIPPING
AGENCY UNLIMITED

Sheldon Mycoo
SYNOVATIONS LIMITED

Kevin Nurse
JOHNSON, CAMACHO & SINGH

Kerry Pariag
TOWN AND COUNTRY
PLANNING DIVISION

Yolander Persaud
ASHMEAD ALI & CO.

Sonji Pierre Chase
JOHNSON, CAMACHO & SINGH

Catherine Ramnarine
M. HAMEL-SMITH & CO.,
MEMBER OF LEX MUNDI

Krystal Richardson
M. HAMEL-SMITH & CO.,
MEMBER OF LEX MUNDI

Clyde Roach
ROTECH SERVICES LTD.

Keith Robinson
PRICEWATERHOUSECOOPERS
LIMITED

Andre Rudder
J.D. SELLIER & CO.

Alana T.G. Russell
ASHMEAD ALI & CO.

Arun Seenath
DELOITTE

Neshan Singh
MINISTRY OF TRADE,
INDUSTRY AND INVESTMENT

Stephen A. Singh
JOHNSON, CAMACHO & SINGH

Tammy Timal-Toonday
GRANT THORNTON ORBIT
SOLUTIONS LIMITED

Jonathan Walker
M. HAMEL-SMITH & CO.,
MEMBER OF LEX MUNDI

Turkessa Warwick
BROKERAGE SOLUTION

Tonika Wilson-Gabriel
PRICEWATERHOUSECOOPERS
LIMITED

TUNISIA

Mourad Abdelmoula
AFINCO, A MEMBER OF
NEXIA INTERNATIONAL

Ilhem Abderrahim
SOCIÉTÉ TUNISIENNE DE
L'ELECTRICITÉ ET DU GAZ (STEG)

Adly Bellagha
ADLY BELLAGHA & ASSOCIATES

Zied Ben Ali
SOCIÉTÉ TUNISIENNE
D'INDUSTRIE ELECTRIQUE
ET DE LUMIÈRE (STIEL)

Thouraya Ben Ghenia
TRIBUNAL IMMOBILIER - TUNISIE

Wassim Ben Mahmoud
BUREAU WASSEM
BEN MAHMOUD

Amel Ben Rahal
BANQUE CENTRALE DE TUNISIE

Anis Ben Said
GLOBAL AUDITING & ADVISING

Abdelfetah Benahji
FERCHIOU & ASSOCIÉS

Slah-Eddine Bensaid
SCET-TUNISIE

Abdessattar Berraies
CABINET ZAANOUNI
& ASSOCIÉS

Peter Bismuth
TUNISIE ELECTRO TECHNIQUE

Omar Boukhdir
BOLLORE AFRICA LOGISTICS

Mongi Bousbia
SOCIÉTÉ TUNISIENNE DE
L'ELECTRICITÉ ET DU GAZ (STEG)

Salaheddine Caid Essebsi
CAID ESSEBSI & BEN
SALEM ASSOCIÉS

Elyes Chafter
CHAFER RAOUADI LAW FIRM

Zine el Abidine Chafter
CHAFER RAOUADI LAW FIRM

Ali Chaouali
SOCIÉTÉ TUNISIENNE DE
L'ELECTRICITÉ ET DU GAZ (STEG)

Faouzi Cheikh
BANQUE CENTRALE DE TUNISIE

Mona Cherif
GIDE LOYRETTE NOUËL,
MEMBER OF LEX MUNDI

Abdelmalek Dahmani
DAHMANI TRANSIT
INTERNATIONAL

Mohamed Derbel
BDO

Mohamed Lotfi El Ajeri
EL AJERI LAWYERS EAL

Sarra Elloumi
CABINET ZAANOUNI
& ASSOCIÉS

Abderrahmen Fendri
CAF MEMBRE DU RÉSEAU
INTERNATIONAL PWC

Noureddine Ferchou
FERCHIOU & ASSOCIÉS

Rym Ferchou
FERCHIOU & ASSOCIÉS

Amina Fradi
CAF MEMBRE DU RÉSEAU
INTERNATIONAL PWC

Imen Guettat
CAF MEMBRE DU RÉSEAU
INTERNATIONAL PWC

Anis Jabnoun
GIDE LOYRETTE NOUËL,
MEMBER OF LEX MUNDI

Badis Jedidi
MEZIOU KNANI & ASSOCIÉS

Sami Kallel
KALLEL & ASSOCIATES

Mabrouk Maalaoui
CAF MEMBRE DU RÉSEAU
INTERNATIONAL PWC

Slim Malouche
MALOUCHE
AVOCATS-CONSEILS

Samia Mayara
ACCELEA ENGINEERING

Sarah Mebazaa
ARCHITECT

Mohamed Mgazzen
SOCIÉTÉ TUNISIENNE DE
L'ELECTRICITÉ ET DU GAZ (STEG)

Amel Mrabet
EL AJERI LAWYERS EAL

Mohamed Taieb Mrabet
BANQUE CENTRALE DE TUNISIE

Hichem M'rabet
SOCIÉTÉ TUNISIENNE DE
L'ELECTRICITÉ ET DU GAZ (STEG)

Imen Noura
CONSERVATION
FONCIÈRE TUNISIA

Sofian Obbaia
CENTRAL BANK OF TUNISIA

Olfa Othmane
BANQUE CENTRALE DE TUNISIE

Habiba Raouadi
CHAFER RAOUADI LAW FIRM

Nizar Sdiri
NIZAR SDIRI LAW FIRM

Ferid Smida
OFFICE DE LA TOPOGRAPHIE
ET DU CADASTRE - TUNISIE

Hafedeh Trabelsi
CABINET D'ARCHITECTURE
HAFEDEH TRABELSI

Wassim Turki
AWT AUDIT & CONSEIL

Anis Wahabi
AWT AUDIT & CONSEIL

Mohamed Zaanouni
CABINET ZAANOUNI
& ASSOCIÉS

TURKEY

BOĞAZIÇI ELEKTRİK
DAĞITIM AŞ (BEDAŞ)

GUNDUZ SIMSEK GAGO
AVUKATLIK ORTAKLIĞI

Metin Abut
MOROĞLU ARSEVEN

Hakan Ağu
PENETRA YMM LTD.

Zeynep Ahmetoğlu
MOROĞLU ARSEVEN

Deniz Akbaş
SERAP ZUVIN LAW OFFICES

Fatih Akbulut
CAYA GROUP

Efe Can Akıncı
ADMD - MAVIOĞLU &
ALKAN LAW OFFICE

Seda Akipek
CERRAHOĞLU LAW FIRM

Mey Akkayan
HERGÜNER BILGEN ÖZEKE

Müjdem Aksoy Çevik
CERRAHOĞLU LAW FIRM

Sinan Akyüz
MINISTRY OF CUSTOMS
AND TRADE

Simge Akyüz-Haybat
DEVRES LAW OFFICE

Duygu Alkan
ADMD - MAVIOĞLU &
ALKAN LAW OFFICE

Ekin Altıntaş
PWC TURKEY

Selin Barlin Aral
PAKSOY LAW FIRM

Ergun Benan Arseven
MOROĞLU ARSEVEN

Mehmet Mücahit Arvas
MINISTRY OF CUSTOMS
AND TRADE

Aysun Atıl
MINISTRY OF CUSTOMS
AND TRADE

Serdar Ay
MINISTRY OF CUSTOMS
AND TRADE

Aykut Aydın
BEZEN & PARTNERS

Murat Ayıldız
ERYÜREKLİ LAW OFFICE

Elvan Aziz
PAKSOY LAW FIRM

Burak Babacan
KPMG

Derya Bakı
TARLAN – BAKSI LAW FIRM

Aslihan Balci
SOMAY HUKUK BÜROSU

Naz Bandik Hatipoglu
ÇAKMAK AVUKATLIK ORTAKLIĞI

Ayça Bayburan
ADMD - MAVIOĞLU &
ALKAN LAW OFFICE

Harun Bayramoglu
ITKIB ISTANBUL TEXTILE
AND APPAREL EXPORTERS'
ASSOCIATION

Imge Besenk
PEKIN & PEKIN

Serdar Bezen
BEZEN & PARTNERS

Yeşim Bezen
BEZEN & PARTNERS

Ayşe Eda Biçer
ÇAKMAK AVUKATLIK ORTAKLIĞI

Cansin Bilal
PWC TURKEY

Aysegül Bogrun
ERSOY BILGEHAN LAWYERS
AND CONSULTANTS

Seyma Boydak
SERAP ZUVIN LAW OFFICES

Başak Bumin
PERA CONSTRUCTION

Esin Çamlıbel
TURUNÇ LAW OFFICE

Ümit Can
SARIBRAHİMOĞLU LAW OFFICE

Nabi Can Acar
MOROĞLU ARSEVEN

Zeynep Cantimur
CAPITAL MARKETS
BOARD OF TURKEY

Maria Lianides Çelebi
BENER LAW OFFICE,
MEMBER OF IUS LABORIS

Ersay Cete
MINISTRY OF CUSTOMS
AND TRADE

Huseyin Batuhan Çolak
HERGÜNER BILGEN ÖZEKE

Sertaç Coşgun
PWC TURKEY

Yavuz Dayioğlu
PWC TURKEY

Gizem Demirci
SARIBRAHİMOĞLU LAW OFFICE

Ebru Demirhan
TABOĞLU & DEMIRHAN

Rüçhan Derici
3E DANIŞMANLIK LTD. ŞTİ.

Emine Devres
DEVRES LAW OFFICE

Şule Dilek Çelik
CERRAHOĞLU LAW FIRM

Deniz Dinçer Öner
PWC TURKEY

Derya Doğan
MOROĞLU ARSEVEN

Orkun Dokener
3E DANIŞMANLIK LTD. ŞTİ.

Safa Mustafa Durakoğlu
ÇAKMAK AVUKATLIK
ORTAKLIĞI

- Hakan Durusel
PEKIN & PEKIN
- Elsen Ece Otlu
PWC TURKEY
- Gülşen Engin
ÇAKMAK AVUKATLIK ORTAKLIĞI
- Gökben Erdem Dirican
PEKIN & PEKIN
- Goktug Ersoy
PAKSOY LAW FIRM
- Naz Esen
TURUNÇ LAW OFFICE
- Özgür Can Geçim
EY
- Tuba Gedik
PWC TURKEY
- Oya Gençay
CENTRAL BANK OF THE
REPUBLIC OF TURKEY
- Mehmet Emir Göka
ÇAKMAK AVUKATLIK ORTAKLIĞI
- Göksu Gökay
PEKIN & PEKIN
- Hafize Gökçe
ADMD - MAVIOĞLU &
ALKAN LAW OFFICE
- Alev Güçlüer
MOROĞLU ARSEVEN
- Serkan Gul
HERGUNER BILGEN ÖZEKE
- Kenan Güler
GÜLER DİNAMİK GÜMRÜK
MÜŞAVİRLİĞİ AŞ
- Onur Gülsaran
CERRAHOĞLU LAW FIRM
- Omer Gumusel
PEKIN & BAYAR LAW FIRM
- Arzum Gunalcin
GÜNALÇIN HUKUK BÜROSU
- Nurettin Gündoğmuş
AKTİF INVESTMENT BANK AŞ
- Zeki Gündüz
PWC TURKEY
- Burcu Güray
MOROĞLU ARSEVEN
- Can Gürlek
MINISTRY OF ECONOMY
- Ayşegül Gürsoy
CERRAHOĞLU LAW FIRM
- Tuna Gürsu
MINISTRY OF CUSTOMS
AND TRADE
- Göktaş Halaç
BEZEN & PARTNERS
- Gülün Halebak Kuşakoğlu
TUYID - TURKISH IR SOCIETY
- Timur Hülagü
CENTRAL BANK OF THE
REPUBLIC OF TURKEY
- Tolga İpek
HERGUNER BILGEN ÖZEKE
- Mustafa Isik
MINISTRY OF CUSTOMS
AND TRADE
- Sevi İslamgac
MOROĞLU ARSEVEN
- M. Yağız Kacar
TURUNÇ LAW OFFICE
- Ali Can Kahya
MINISTRY OF ECONOMY
- Zeynep Kalaycı
PAKSOY LAW FIRM
- İlker Karabulut
3E DANIŞMANLIK LTD. ŞTİ.
- Özgür Karacaoğlu
MINISTRY OF CUSTOMS
AND TRADE
- Başak Karakoç
MOROĞLU ARSEVEN
- Elçin Karatay
PEKIN & PEKIN
- Özge Kavasoglu
THE BANKS ASSOCIATION
OF TURKEY
- Betül Kencebay
TUYID - TURKISH IR SOCIETY
- Burak Kepkep
PAKSOY LAW FIRM
- Süleyman Kısaç
TURK TELEKOM
- Serhat Kisakurek
BENER LAW OFFICE,
MEMBER OF IUS LABORIS
- Özlem Kızıl Voyvoda
ÇAKMAK AVUKATLIK ORTAKLIĞI
- Selman Koç
CERRAHOĞLU LAW FIRM
- Serhan Koçaklı
KOLCUOĞLU DEMİRKAN
KOÇAKLI ATTORNEYS-AT-LAW
- Korhan Kocali
CERRAHOĞLU LAW FIRM
- Galya Kohen
TABOĞLU & DEMİRHAN
- Umut Korkmaz
PEKIN & PEKIN
- Vedia Nihal Koyuncu
TARLAN - BAKSI LAW FIRM
- Nazım Olcay Kurt
HERGUNER BILGEN ÖZEKE
- Aybala Kurtuldu
SERAP ZUVIN LAW OFFICES
- Dilara Leventoğlu
TABOĞLU & DEMİRHAN
- Orhan Yavuz Mavioğlu
ADMD - MAVIOĞLU &
ALKAN LAW OFFICE
- Maral Minasyan
KOLCUOĞLU DEMİRKAN
KOÇAKLI ATTORNEYS-AT-LAW
- Gokhan Mirahmetoglu
UNION OF CHAMBERS
AND COMMODITY
EXCHANGES OF TURKEY
- Busra Nur
ODAMAN & TASKIN LAW FIRM
- Zumbul Odaman Taskin
ODAMAN & TASKIN LAW FIRM
- Pelin Oguzer
MOROĞLU ARSEVEN
- Mert Oner
KPMG
- Yavus Oner
KPMG
- Volkan Oray
GÜLER DİNAMİK GÜMRÜK
MÜŞAVİRLİĞİ AŞ
- Mine Orer
ÇAKMAK AVUKATLIK ORTAKLIĞI
- Kerem Utku Örer
TARLAN - BAKSI LAW FIRM
- Burcu Osmanoglu
OSMANOĞLU HUKUK |
OSMANOĞLU LAW FIRM
- Nursen Osmanoglu
OSMANOĞLU HUKUK |
OSMANOĞLU LAW FIRM
- Mert Özden
SARIİBRAHİMOĞLU LAW OFFICE
- Yusuf Mansur Özer
ERSOY BİLGEHAN LAWYERS
AND CONSULTANTS
- Duygu Ozmen
PEKIN & BAYAR LAW FIRM
- Özlem Özyiğit
YASED - INTERNATIONAL
INVESTORS ASSOCIATION
- Ahmed Pekin
PEKIN & PEKIN
- Ferhat Pekin
PEKIN & BAYAR LAW FIRM
- İlknur Peksen
ERSOY BİLGEHAN LAWYERS
AND CONSULTANTS
- Ecem Pirlir
ÇAKMAK AVUKATLIK ORTAKLIĞI
- Erenalp Rençber
PEKIN & PEKIN
- Dilara Saatçioğlu
PWC TURKEY
- Gülbin Şahinbeyoğlu
CENTRAL BANK OF THE
REPUBLIC OF TURKEY
- Batuhan Şahmay
BENER LAW OFFICE,
MEMBER OF IUS LABORIS
- Bulent Sarac
MINISTRY OF CUSTOMS
AND TRADE
- Selim Sarıbrahimoğlu
SARIİBRAHİMOĞLU LAW OFFICE
- Gülce Saydam Pehlivan
PAKSOY LAW FIRM
- Uğur Sebzeci
BEZEN & PARTNERS
- Şimal Şeker
PWC TURKEY
- Selen Şenocak
KOLCUOĞLU DEMİRKAN
KOÇAKLI ATTORNEYS-AT-LAW
- Ömer Kayhan Seyhun
CENTRAL BANK OF THE
REPUBLIC OF TURKEY
- Irmak Seymen
ADMD - MAVIOĞLU &
ALKAN LAW OFFICE
- Sinan Şişva
GENERAL DIRECTORATE
OF LAND REGISTRY
AND CADASTRE
- Sezil Simsek
PWC TURKEY
- Murat Soylu
BEZEN & PARTNERS
- Çağıl Sünbül
PWC TURKEY
- Esin Taboğlu
TABOĞLU & DEMİRHAN
- Aysenaz Tahmaz
ÇAKMAK AVUKATLIK ORTAKLIĞI
- Dilara Tamtürk
ADMD - MAVIOĞLU &
ALKAN LAW OFFICE
- Elif Tan
MOROĞLU ARSEVEN
- Eda Tanrıverdi
TURUNÇ LAW OFFICE
- Bekir Tarik Yigit
GENERAL DIRECTORATE
OF LAND REGISTRY
AND CADASTRE
- Aylin Tarlan Tüzemen
TARLAN - BAKSI LAW FIRM
- Eser Taşçı
TUYID - TURKISH IR SOCIETY
- Mehmet Ali Taskin
ODAMAN & TASKIN LAW FIRM
- Selen Terzi Özsoylu
PAKSOY LAW FIRM
- Deniz Torun
ADMD - MAVIOĞLU &
ALKAN LAW OFFICE
- Oguz Tumis
3E DANIŞMANLIK LTD. ŞTİ.
- Mehmet Selcuk Turkoglu
CAPITAL MARKETS
BOARD OF TURKEY
- Ibrahim Tutar
PENETRA YMM LTD.
- Burcu Tuzcu Ersin
MOROĞLU ARSEVEN
- Kayra Üçer
HERGUNER BILGEN ÖZEKE
- Sait Uğur
ADMD - MAVIOĞLU &
ALKAN LAW OFFICE
- Leyla Ulucan
ERSOY BİLGEHAN LAWYERS
AND CONSULTANTS
- Özlem Üntez
MINISTRY OF ECONOMY
- Burcu Urganci
HERGUNER BILGEN ÖZEKE
- Ü. Banış Urhan
TÜSİAD
- Doğa Usluel
ÇAKMAK AVUKATLIK ORTAKLIĞI
- Anil Uysal
TALAL ABU-GHAZALEH
LEGAL (TAG-LEGAL)
- Ufuk Yalçın
HERGUNER BILGEN ÖZEKE
- Ayşegül Yalçınmani
CERRAHOĞLU LAW FIRM
- Hasan Yaşar
PEKIN & PEKIN
- Cüneyt Yetgin
GÜLER DİNAMİK GÜMRÜK
MÜŞAVİRLİĞİ AŞ
- Muhammet Yiğit
BENER LAW OFFICE,
MEMBER OF IUS LABORIS
- Beste Yıldızili
TURUNÇ LAW OFFICE
- Can Yılmaz
SERAP ZUVIN LAW OFFICES
- Senay Yılmaz
TOBB - THE UNION OF
CHAMBERS AND COMMODITY
EXCHANGES OF TURKEY
- Melis Yüksel
SARIİBRAHİMOĞLU LAW OFFICE
- Murat Yülek
PGLOBAL GLOBAL ADVISORY
AND TRAINING SERVICES LTD.
- Izzet Zakuto
SOMAY HUKUK BÜROSU
- Serap Zuvin
SERAP ZUVIN LAW OFFICES
- MaryRose Akii
FBW GROUP
- Daniel Angualia
ANGUALIA, BUSIKU &
CO. ADVOCATES
- Robert Apenya
ENGORU, MUTEBI ADVOCATES
- Leria Arinaitwe
SEBALU & LULE ADVOCATES
- Justine Bagyenda
BANK OF UGANDA
- Edward Balaba
EY
- Robert Bbosa
KYEYUNE ROBERT
- Alice Namuli Blazevic
KATENDE, SSEMPEBWA
& CO. ADVOCATES
- Joseph Buwembo
BUWEMBO & CO. ADVOCATES
- Mark Bwambale
KAMPALA CAPITAL CITY
AUTHORITY (KCCA)
- Mulindwa Muwonge Desire
BUWEMBO & CO. ADVOCATES
- Matovu Emmy
MARMA TECHNICAL SERVICES
- Nasali Joan
BUWEMBO & CO. ADVOCATES
- Lwanga John Bosco
MARMA TECHNICAL SERVICES
- Nicholas Kabonge
PWC UGANDA
- Marion Kakembo
KSK ASSOCIATES
- Francis Kamulegeya
PWC UGANDA
- Ali Kankaka
KYAZZE, KANKAKA &
CO. ADVOCATES
- Doreen Kansiime
SEBALU & LULE ADVOCATES
- Stephen Kasenge
KSK ASSOCIATES
- Allan Katangaza
BOWMANS (AF MPANGA,
ADVOCATES)
- Arthur Katende
KATENDE, SSEMPEBWA
& CO. ADVOCATES
- Baati Katende
KATENDE, SSEMPEBWA
& CO. ADVOCATES
- David Katende
ENVIROKAD
- Sim K. Katende
KATENDE, SSEMPEBWA
& CO. ADVOCATES
- Collins Dicksons
Kateshumbwa
UGANDA REVENUE AUTHORITY
- Vincent Katutsi
KATEERA & KAGUMIRE
ADVOCATES
- Assumpta Kemigisha
NANGWALA, REZIDA
& CO. ADVOCATES
- Lucy Kemigisha
EY
- Sebaggala M. Kigozi
UGANDA MANUFACTURERS
ASSOCIATION
- Kenneth Kihembo
KSK ASSOCIATES

UGANDA

MMAKS ADVOCATES

Mubarak Nkuutu Kirunda
UGANDA MANUFACTURERS
ASSOCIATION

Lillian Helen Kuteesa
NANGWALA, REZIDA
& CO. ADVOCATES

Mercy
Kyomugasho-Kainobwisho
UGANDA REGISTRATION
SERVICES BUREAU

Musuuzza Lawrence
BUEWEMBO & CO. ADVOCATES

Arnold Lule
ENGORU, MUTEBI ADVOCATES

Michael Malan
COMPUSCAN CRB LTD.

Richard Marshall
PWC UGANDA

Alex Mbonye Manzi
UGANDA SHIPPERS COUNCIL

Paul Moores
FBW GROUP

Robert Mugabe
UGANDA REGISTRATION
SERVICES BUREAU

Patrick Mugulula
KATENDE, SSEMPEBWA
& CO. ADVOCATES

Albert Mukasa
BKA ADVOCATES

Cornelius Mukiibi
C. MUKIIBI SENTAMU
& CO. ADVOCATES

Priscilla Mutebi
ENGORU, MUTEBI ADVOCATES

Miriam Nabatanzi
UGANDA REGISTRATION
SERVICES BUREAU

Harriet Nakaddu
PWC UGANDA

Victoria Nakaddu
SEBALU & LULE ADVOCATES

Eva Nalwanga Gitta
KASIRYE BYARUHANGA
AND CO.

Matthias Nalyanya
LEX UGANDA ADVOCATES
& SOLICITORS

Priscilla Namusikwe
SHONUBI, MUSOKE & CO.

Jane Nankabirwa
FBW GROUP

Diana Nannono
KATENDE, SSEMPEBWA
& CO. ADVOCATES

Nusula Kizito Nassuna
CAPITAL MARKETS AUTHORITY

Martin Ngugi
BROSBAN CONSULTANTS
ARCHITECTURE AND PLANNING

Charles Odere
LEX UGANDA ADVOCATES
& SOLICITORS

Mercy Odu
BOWMANS (AF MPANGA,
ADVOCATES)

William Okello

Joseph Oteng Otogo
ELECTRICITY REGULATORY
AUTHORITY

Alex Rezida
NANGWALA, REZIDA
& CO. ADVOCATES

Moses Segawa
SEBALU & LULE ADVOCATES

Paul Semanda
FBW GROUP

Alan Shonubi
SHONUBI, MUSOKE & CO.

Charles Lwanga Ssemenda
BESTIN LIMITED

Ambrose Turyahabwe
DHL GLOBAL
FORWARDING (U) LTD.

Bemanya Twebaze
UGANDA REGISTRATION
SERVICES BUREAU

UKRAINE

Yaroslav Abramov
INTEGRITES

Denys Absalyamov
JSC UKRENERGOCHERMET

Igor Agarkov
ROKADA GROUP

Mykola Agarkov
EGOROV PUGINSKY
AFANASIEV & PARTNERS

Mykola Aleksandrov
EGOROV PUGINSKY
AFANASIEV & PARTNERS

Rotov Alexander
CONFEDERATION OF
BUILDERS OF UKRAINE

Anna Babych
AEQUO

Anastasia Belkina
PWC

Gleb Bialyi
EGOROV PUGINSKY
AFANASIEV & PARTNERS

Aleksandr Biryukov
LCF LAW GROUP

Oleg Boichuk
EGOROV PUGINSKY
AFANASIEV & PARTNERS

Bohdan Bon
DENTONS

Yulia Bondar
HLB UKRAINE

Timur Bondaryev
ARZINGER

Alexander Borodkin
VASIL KISIL & PARTNERS

Pavlo Byelousov
AEQUO

Kateryna Chechulina
CMS CAMERON
MCKENNA LLC

Iaroslav Cheker
KPMG

Sergey Chulkov
KIEVENNERGO

Graham Conlon
CMS CAMERON
MCKENNA LLC

Ivan Demtso
KPMG

Aleksandr Deputat
ELIT GROUP

Dmytro Donenko
ENGARDE
ATTORNEYS-AT-LAW

Mariana Dudnyk
PWC

Igor Dykunsyy
DLF ATTORNEYS-AT-LAW

Anna Folvarochna
ASTERS

Oleksandr Fomenko
KIEVENNERGO

Andriy Fortunenکو
AVELLUM

Oleksandr Frolov
CMS CAMERON
MCKENNA LLC

Ivan Nikolaevich Gelyukh
KIEVENNERGO

Leonid Gilevich
ILYASHEV & PARTNERS

Vitalii Grusevych
CONFEDERATION OF
BUILDERS OF UKRAINE

Yaroslav Guseynov
PWC

Ilhar Hakhramanov
AVELLUM

Vitalii Hamalii
PWC

Mykola Heletiy
CMS CAMERON
MCKENNA LLC

Dmytro Honcharenko
ETERNA LAW

Oksana Ilchenko
EGOROV PUGINSKY
AFANASIEV & PARTNERS

Olga Ivanova
ARZINGER

Tetyana Ivanovich
SPENSER & KAUFFMANN

Jon Johannesson
IBCH

Oleg Kachmar
VASIL KISIL & PARTNERS

Oleg Kanikovskiy
PROXEN & PARTNERS

Kostiantyn Karaianov
DLA PIPER UKRAINE LLC

Yuriy Katser
KPMG

Pavlo Khodakovskiy
ARZINGER

Halyna Khomenko
EY

Vadym A. Kizlenko
ILYASHEV & PARTNERS

Uliana Kolodii
ZAMMLER 3PL

Maryana Kolyada
PWC

Natalia Kondrashyna
ASTERS

Stanislav Koptilin
ILYASHEV & PARTNERS

Andrey Kosharny
ELIT GROUP

Andrii Koshman
KPMG

Vladimir Kotenko
EY

Alla Kozachenko
DLA PIPER UKRAINE LLC

Alona Kravchenko
INYURPOLIS LAW FIRM

Alina Kusenko
ASTERS

Vitaliy Kulinich
EGOROV PUGINSKY
AFANASIEV & PARTNERS

Tatyana Kuzmenko
AIG LAW FIRM

Oles Kvyat
ASTERS

Yulia Kyrpa
AEQUO

Oleksii Latsko
EGOROV PUGINSKY
AFANASIEV & PARTNERS

Yevgen Levitskyi
AEQUO

Nikolay Alexandrovich Lezin
KIEVGORSTROY

Maksym Libanov
NATIONAL SECURITIES AND
STOCK MARKET COMMISSION

Nickolas Likhachov
SPENSER & KAUFFMANN

Artem Lukyanov
DENTONS

Anastasiya Lytvynenko
ALKIRIS LAW FIRM

Dmytro Makarenko
STATE SERVICE FOR GEODESY,
CARTOGRAPHY AND CADASTER

Oleh Malskyi
ETERNA LAW

Victor Marchan
DENTONS

Olexander Martinenko
CMS CAMERON
MCKENNA LLC

Olena Martsynovska
DLA PIPER UKRAINE LLC

Larysa Melnychuk
ZAMMLER 3PL

Arsenyi Milyutin
EGOROV PUGINSKY
AFANASIEV & PARTNERS

Ivan Mustanien
EY

Adam Mycyk
DENTONS

Mariya Natsyna
AIG LAW FIRM

Artem Naumov
INYURPOLIS LAW FIRM

Yuriy Nechayev
AVELLUM

Mykola Negrych
GEOS DEVELOPMENT
AND CONSTRUCTION

Anna Ogrenchuk
LCF LAW GROUP

Olena Ohonovska
EGOROV PUGINSKY
AFANASIEV & PARTNERS

Kateryna Oliynyk
EGOROV PUGINSKY
AFANASIEV & PARTNERS

Maryna Opirskaya
DLA PIPER UKRAINE LLC

Liliya Palko
KPMG

Olena Papazova
KPMG

Alesya Pavlynska
ARZINGER

Yuriy Petrenko
SPENSER & KAUFFMANN

Konstantin Pilkov
CAI & LENARD

Serhiy Piontkovsky
BAKER & MCKENZIE

Sergiy Popov
KPMG

Viktor Poternak
AIG LAW FIRM

Viktorii Prokharenko
AURORA PJSC

Vadym Samoilenko
ASTERS

Olga Samusieva
HLB UKRAINE

Iuliia Savchenko
ASTERS

Maryana Sayenko
ASTERS

Natalia Selyakova
DENTONS

Viktor Semenyuta
KIEVENNERGO

Olga Serbul
LAW FIRM IP & C CONSULT LLC

Anna Shabinskaya
PRIVATE NOTARY -
SHABINSKAYA ANNA
VIKTOROVNA

Stepan Shef
HLB UKRAINE

Victor Shekera
KPMG

Naida Shykhkerimova
KPMG

Dmytro Simashko
DLA PIPER

Anton Sintsov
EGOROV PUGINSKY
AFANASIEV & PARTNERS

Anastasia Sotir
AEQUO

Yulia Spolitak
ETERNA LAW

Natalia Spyridonova
EGOROV PUGINSKY
AFANASIEV & PARTNERS

Andriy Stelmashchuk
VASIL KISIL & PARTNERS

Roman Stepanenko
EGOROV PUGINSKY
AFANASIEV & PARTNERS

Andriy Stetsenko
CMS CAMERON
MCKENNA LLC

Mykola Stetsenko
AVELLUM

Artem Stoyanov
LCF LAW GROUP

Dmitriy Sykaluk
DLF ATTORNEYS-AT-LAW

Dmytro Symanov
CAI & LENARD

Marharyta Tatarova
ETERNA LAW

Anna Tkachenko
DENTONS

Dmytro Tkachenko
DLA PIPER UKRAINE LLC

Dmytro Tkachenko
RIQUEZA CAPITAL GROUP, LLC

Ivan Trofimenko
DEPT. OF STATE REGISTRATION
AND NOTARIAT AT THE
MINISTRY OF JUSTICE
OF UKRAINE

Oleg Tsyah
STATE GEOKADASTRE

Andriy Tsyetkov
ATTORNEYS' ASSOCIATION
GESTORS

Serhii Uvarov
AVELLUM

Camiel van der Meij
PWC

Andriy Valentinovich Vavrish
CHIEF DEPARTMENT OF TOWN-
PLANNING, ARCHITECTURE
AND URBAN ENVIRONMENT
DESIGN OF THE KIEV CITY
STATE ADMINISTRATION

Slava Vlasov
PWC

Yuliia Volkova
AEQUO

Elena Volyanskaya
LCF LAW GROUP

Olexiy Yanov
LAW FIRM IP & C CONSULT LLC

Yulia Yashenkova
AIG LAW FIRM

Aleksandra Yevstafyeva
EGOROV PUGINSKY
AFANASIEV & PARTNERS

Vasyl Yurmanovych
INTEGRITES

Anton Zaderygolova
DLA PIPER UKRAINE LLC

Galyna Zagorodniuk
DLA PIPER UKRAINE LLC

Anna Zorya
ARZINGER

UNITED ARAB EMIRATES

AL HAMD
ELECTROMECHANICAL
WORKS LLC

PEARL HOMES TECHNICAL
SERVICES LLC DUBAI UAE

REED SMITH

Qurashi Abdulghani
DUBAI MUNICIPALITY

Nadia Abdulrazagh
NADIA ABDULRAZAGH
ADVOCACY & LEGAL
CONSULTATIONS

Saleh Abdurahman
ARAA GROUP ADVOCATES
& LEGAL CONSULTANTS

Laith Abu Qaoud
TALAL ABU-GHAZALEH
LEGAL (TAG-LEGAL)

Hesam Aghaloui
OHM ELECTROMECHANIC

Laila Al Asbahi
TAMLEEK REAL ESTATE
REGISTRATION TRUSTEE

Mahmood Al Bastaki
DUBAI TRADE

Obaid Saif Atiq Al Falasi
DUBAI ELECTRICITY AND
WATER AUTHORITY

Yousuf Mohd Al Khazraji
DUBAI ELECTRICITY AND
WATER AUTHORITY

Abdullah Al Nasser
ARAA GROUP ADVOCATES
& LEGAL CONSULTANTS

Marwan Sultan Al Sabbagh
DUBAI ELECTRICITY AND
WATER AUTHORITY

Buti Al Subosi
TAMLEEK REAL ESTATE
REGISTRATION TRUSTEE

Faizan Asif Ali
BLUE ZONE
ELECTROMECHANICAL LLC

Hussain Almatrood
AL TAMIMI & COMPANY
ADVOCATES & LEGAL
CONSULTANTS

Layali AlMulla
DUBAI MUNICIPALITY

Mohammed Alsuboosi
DUBAI COURTS

Yousaf Al-Suwaiddi
DUBAI COURTS

Piyush Bhandari
INTUIT MANAGEMENT
CONSULTANCY

Priyanka Bhandari
INTUIT MANAGEMENT
CONSULTANCY

Maryam Bin Lahej Al-Falasi
DUBAI COURTS

Mazen Boustany
BAKER & MCKENZIE

Omar Bushahab
BUSINESS REGISTRATION
IN DEPARTMENT OF
ECONOMIC DEVELOPMENT

Diego Carmona
AL TAMIMI & COMPANY
ADVOCATES & LEGAL
CONSULTANTS

R. Chandran
TRANSWORLD SHIPPING

Maggie Chang
PWC UNITED ARAB EMIRATES

Pooja Dabir
PWC UNITED ARAB EMIRATES

Niaz Ebrahim
BRIGHT ELECTRICAL
WORKS LLC

Ghassan El Asmar
DUBAI ELECTRICITY AND
WATER AUTHORITY

Amany El Bagoury
AL SAFAR & PARTNERS
ADVOCATES AND LEGAL
CONSULTANTS

Syed Ali Hussnain Gilani
AL MEHER CONTRACTING
CO. LLC

Nasim Hashim
AFRIDI & ANGELL, MEMBER
OF LEX MUNDI

Talal Mohammed Hassan
Al-Tamimi
AL TAMIMI & COMPANY
ADVOCATES & LEGAL
CONSULTANTS

Ahmed Hegazy
TAMLEEK REAL ESTATE
REGISTRATION TRUSTEE

Bedarul Hoque
POWER ELECTROMECHANICAL
WORKS LLC

Rita Jaballah
AL TAMIMI & COMPANY
ADVOCATES & LEGAL
CONSULTANTS

Tara Jamieson
AFRIDI & ANGELL, MEMBER
OF LEX MUNDI

Edger Larose Joseph
AMPTEC
ELECTROMECHANICAL LLC

Sony Joseph
INTERTECHS
ELECTROMECHANICAL
CONTRACTORS LLC

Gul Kalam
OHM ELECTROMECHANIC

Jonia Kashalaba
PWC UNITED ARAB EMIRATES

Khaled Kilani
ARAMEX EMIRATES LLC

Saurbh Kothari
AFRIDI & ANGELL, MEMBER
OF LEX MUNDI

Vipul Kothari
KOTHARI AUDITORS
& ACCOUNTANTS

Ravi Kumar
DUBAI TRADE

Charles S. Laubach
AFRIDI & ANGELL, MEMBER
OF LEX MUNDI

Daniele Lavalle
AL ETIHAD CREDIT BUREAU

Rana Madi
DUBAI MUNICIPALITY

Christine Maksoud
BAROUDI & ASSOCIATES

Arslan Malik
OHM ELECTROMECHANIC

Junaid Malik
AL ETIHAD CREDIT BUREAU

Srikrishnan Mannapara
SONY MEA

Shammas Manthadathil
AL MURJAN ELECTRICAL
INSTALLATION LLC

Lorance Mathew
SAFE PLUS TECHNICAL
SERVICES LLC

Mohamed Mihilar
INTERGULF LTD. (AN
IFFCO GROUP CO.)

Abdulla Mohamed
ARAA GROUP ADVOCATES
& LEGAL CONSULTANTS

Badih Moukarzel
HUQOOQ LEGAL PRACTICE

Udayan Mukherjee
DENTONS

Mohammed Murshed Alam
AL MURJAN ELECTRICAL
INSTALLATION LLC

Sarathe Natarajan
NAFFCO

Himadri Pathak
INTUIT MANAGEMENT
CONSULTANCY

Vijendra Vikram Singh Paul
TALAL ABU-GHAZALEH
LEGAL (TAG-LEGAL)

Iqbal Pedhiwala
SHABMANS TRADING EST

Sinoj Philip

Silvia Pretorius
AFRIDI & ANGELL, MEMBER
OF LEX MUNDI

Motaz Qaoud
AL KHAWAJA ENGINEERING
CONSULTANCY

Samer Qudah
AL TAMIMI & COMPANY
ADVOCATES & LEGAL
CONSULTANTS

Mohamed Younus Rafeeq
BINLAHEJ
ELECTROMECHANICAL LLC

Yusuf Rafiudeen
DUBAI ELECTRICITY AND
WATER AUTHORITY

Ashraf M. Rahman
ADAM GLOBAL

Azizur Rahman
CHANCE ELECTROMECHANICAL
WORKS LLC

Mohammed Sanaur Rahman
AL BADHA ELECTRICAL
& SANITARY INS. LLC

Nooshin Rahmanijade
ARAA GROUP ADVOCATES
& LEGAL CONSULTANTS

Johnson Rajan
INTUIT MANAGEMENT
CONSULTANCY

Mehul Rajyaguru
AL HILU STAR
ELECTROMECHANICAL
WORKS LLC

Chatura Randeniya
AFRIDI & ANGELL, MEMBER
OF LEX MUNDI

Jochem Rossel
PWC UNITED ARAB EMIRATES

Mohammad Safwan
AL HASHEMI PLANNERS,
ARCHITECTS, ENGINEERS

Said Said
DUBAI TRADE

Mohammed Ahmed Saleh
DUBAI MUNICIPALITY

Osama Shabaan
TALAL ABU-GHAZALEH
LEGAL (TAG-LEGAL)

Hassan Shakrouf
GLOBAL TEAM UAE

Advaita Sharma
ADAM GLOBAL

Clinton Slogrove
AL TAMIMI & COMPANY
ADVOCATES & LEGAL
CONSULTANTS

Izabella Szadkowska
AL TAMIMI & COMPANY
ADVOCATES & LEGAL
CONSULTANTS

Walid Takrouri
AL ETIHAD CREDIT BUREAU

Hamad Thani Mutar
DUBAI COURTS

Nitin Tirath
DUBAI TRADE

Mohsen Tomh
OPTIONS ENGINEERING
CONSULTANCIES

Arun Udayabhanu
BRIGHT ELECTRICAL
WORKS LLC

Hannan Uddin
CHANCE ELECTROMECHANICAL
WORKS LLC

Sriram Viswanathan
DYNATRADE
AUTOMOTIVE GROUP

Gary Watts
AL TAMIMI & COMPANY
ADVOCATES & LEGAL
CONSULTANTS

Jody Waugh
AL TAMIMI & COMPANY
ADVOCATES & LEGAL
CONSULTANTS

Anna White
AFRIDI & ANGELL, MEMBER
OF LEX MUNDI

Alan Wood
PWC UNITED ARAB EMIRATES

Victoria Yates
AFRIDI & ANGELL, MEMBER
OF LEX MUNDI

Baher Yousef
ENGINEERING CONSULTANTS
GROUP (ECG)

Mohammed Zeen
NAFFCO

UNITED KINGDOM

EXPERIAN LTD.

THE INSOLVENCY SERVICE

WHITE & CASE LLP LONDON

Alexandra Adams
CLYDE & CO.

Philip Allenby
DLA PIPER UK LLP

Clare Barras
CMS CAMERON MCKENNA LLP

Corina Barsa
CLYDE & CO.

Ravi Basra
LUBBOCK FINE - MEMBER
OF RUSSELL BEDFORD
INTERNATIONAL

Marie Batchelor
BIRKETTS LLP

Andrew Booth
ANDREW BOOTH ARCHITECT

Moshe Bordon
MILBANK, TWEED, HADLEY
& MCCLOY LLP

Marlies Braun
WEDLAKE BELL LLP

Rob Briggs
CMS CAMERON MCKENNA LLP

Howard Bushell
HER MAJESTY'S
LAND REGISTRY

Jonathan Caldwell
DLA PIPER UK LLP

Brendon Christian
BUSINESS LAW BC

Karen Clarke
CMS CAMERON MCKENNA LLP

Colin Cochrane
REED SMITH LLP

Simon Cohen
SHEARMAN & STERLING LLP

Michael Collard
5 PUMP COURT CHAMBERS

James Collinson
DLA PIPER UK LLP

James Cross
REED SMITH LLP

Ashley Damiral
CMS CAMERON MCKENNA LLP

John Dewar
MILBANK, TWEED, HADLEY
& MCCLOY LLP

Shannon Diggory
REED SMITH LLP

Zaki Ejaz
RIGHT LEGAL ADVICE

Thomas Fancett
CMS CAMERON MCKENNA LLP

Paul Fleming
DECHERT LLP

Claire Fourel
ASHURST LLP

Nick Francis
PWC UNITED KINGDOM

Robert Franklin
CLYDE & CO.

Jack Gardener
CLYDE & CO.

Donald Gray
DARWIN GRAY LLP

Louise Gullifer
OXFORD UNIVERSITY,
COMMERCIAL LAW CENTER

Marc Harvey
DLA PIPER UK LLP

Andrew Haywood
PENNINGTONS MANCHES LLP

Nicky Heathcote
HER MAJESTY'S
LAND REGISTRY

Robert Hillhouse
CLYDE & CO.

Jess Hogan
DLA PIPER UK LLP

Chris Horrocks
DECHERT LLP

Daden Hunt
BIRKETTS LLP

Karl Hurley
OFGEM

Michael Josypenko
INSTITUTE OF EXPORT

Katherine Keenan
WEDLAKE BELL LLP

Pascal Lalande
HER MAJESTY'S
LAND REGISTRY

Keavy Larkin
OFGEM

Mickael Laurans
THE LAW SOCIETY OF
ENGLAND & WALES

Bob Ledsome
DEPARTMENT FOR
COMMUNITIES AND
LOCAL GOVERNMENT

Sarah Leslie
SHEPHERD & WEDDERBURN

Monika Lorenzo-Perez
REED SMITH LLP

Suzu Lovell
CMS CAMERON MCKENNA LLP

Ryan Lynch
MEMERY CRYSTAL LLP

Joanna Macintosh
LATHAM & WATKINS LLP

Neil Maclean
SHEPHERD & WEDDERBURN

Neil Magrath
UK POWER NETWORKS

Christopher Mallon
SKADDEN, ARPS, SLATE,
MEAGHER & FLOM LLP

Peter Manning
SIMMONS & SIMMONS LLP

Jane Marsden
MEMERY CRYSTAL LLP

Charles Mayo
SIMMONS & SIMMONS LLP

Antoinette McManus
PWC UNITED KINGDOM

Monika Mecevic
DECHERT LLP

Paul Miller
REED SMITH LLP

Charlotte Moller
REED SMITH LLP

Agnes Molnar
REED SMITH

Becca Naylor
REED SMITH LLP

Tom Neilson
MILBANK, TWEED, HADLEY
& MCCLOY LLP

Peter Newman
MILBANK, TWEED, HADLEY
& MCCLOY LLP

Kevin Nicholson
PWC UNITED KINGDOM

Phil Norton
CLYDE & CO.

Felicia Hanson Ofori-Quaah
MILBANK, TWEED, HADLEY
& MCCLOY LLP

Elizabeth Ormesher
CMS CAMERON MCKENNA LLP

Ivan Orsolini
REED SMITH LLP

Karolina Pechanova
DIAZ REUS & TARG LLP

Ross Pooley
LATHAM & WATKINS LLP

Helena Potts
LATHAM & WATKINS LLP

Alexander Reus
DIAZ REUS & TARG LLP

Lizzette Robleto de Howarth
THE LAW SOCIETY OF
ENGLAND & WALES

Alex Rogan
SKADDEN, ARPS, SLATE,
MEAGHER & FLOM LLP

David Rough
FREEDOM INFRASTRUCTURE
SERVICES

Philippa Scott
SHEARMAN & STERLING LLP

Angela Shaw
HER MAJESTY'S
LAND REGISTRY

Sandra Simoni
DEPARTMENT FOR
COMMUNITIES AND
LOCAL GOVERNMENT

Stuart Swift
MILBANK, TWEED, HADLEY
& MCCLOY LLP

Alex Turner
DEPARTMENT FOR
COMMUNITIES AND
LOCAL GOVERNMENT

Julia Vaynzof
CLYDE & CO.

Amelia Villiers-Stuart
WEDLAKE BELL LLP

Alistair White
DLA PIPER UK LLP

Geoff Wilkinson
WILKINSON CONSTRUCTION
CONSULTANTS

Nicholas Williams
REED SMITH

Alexandra Wood
CLYDE & CO.

David Ziyambi
LATHAM & WATKINS LLP

UNITED STATES
LOS ANGELES DEPARTMENT
OF WATER AND POWER

Sam J. Alberts
DENTONS

Benjamin Alexander
GREENBERG GLUSKER FIELDS
CLAMAN & MACHTINGER LLP

Manish Antani
EISNER JAFFE PC

Pamy J. S. Arora
CORNELL GROUP, INC.

Eve Brackmann
STUART KANE

Steven Clark
CLARK FIRM PLLC

Federico Cruz

Maria Amalia Cruz

Vilas Dhar
DHAR LAW, LLP

Joshua L. Ditelberg
SEYFARTH SHAW LLP

Motsa Dubois
FIABCI

Michael Dyll
TEXAS INTERNATIONAL FREIGHT

David Elden
PARKER, MILLIKEN, CLARK,
O'HARA & SAMUELIAN

Julia Fetherston
BOSTON CONSULTING GROUP

Irma Foley
ORRICK, HERRINGTON
& SUTCLIFFE LLP

Robert Goethe
CORNELL GROUP, INC.

William Gould
TROYGOULD PC

Javier Gutierrez
STUART KANE

Tony Hadley
EXPERIAN

Thomas Halket
HALKET WEITZ LLP

Timi Anyon Hallem
MANATT, PHELPS &
PHILLIPS, LLP

Donald Hamman
STUART KANE

Dennis Harber
MIAMI LEGAL, TITLE
& REMEDIATION

Sanford Hillsberg
TROYGOULD PC

Neil Jacobs
NI JACOBS & ASSOCIATES

Christopher Kelleher
SEYFARTH SHAW LLP

Joshua Kochath
COMAGE CONTAINER LINES

John LaBar
HENRY, MCCORD,
BEAN, MILLER, GABRIEL
& LABAR PLLC

Jen Leary
CLIFTONLARSONALLEN LLP

Wen-Ching Lin
LAW OFFICES OF
WEN-CHING LIN

Bradford L. Livingston
SEYFARTH SHAW LLP

Jeffrey Makin
ARENT FOX LLP

Dietrick Miller
TROYGOULD PC

Stephanie Moura
RUSSELL BEDFORD
INTERNATIONAL

Kelly J. Murray
PWC UNITED STATES

David Newberg
COLLIER, HALPERN,
NEWBERG, NOLLETTI, LLP

Samuel Nolen
RICHARDS, LAYTON & FINGER,
P.A., MEMBER OF LEX MUNDI

Christopher O'Connell
PARKER, MILLIKEN, CLARK,
O'HARA & SAMUELIAN

Richard O'Neill
CONSOLIDATED EDISON
CO. OF NY, INC.

Eric Pezold
SNELL & WILMER

Darrell Pierce
DYKEMA

Shanen Prout
LAW OFFICE OF
SHANEN R. PROUT

Kenneth Rosen
UNIVERSITY OF ALABAMA
SCHOOL OF LAW

Richard Rosen
NYC DEPARTMENT
OF BUILDINGS

Daren M. Schlecter
LAW OFFICE OF DAREN
M. SCHLECTER

William Shawn
SHAWNCOLSON LLP

Joseph Tannous
JT CONSTRUCTION

Michael Temin
FOX ROTHSCHILD LLP

Magda Theodate
GLOBAL EXECUTIVE
TRADE CONSULTING

Julie Travis
KAMINE CONSTRUCTION LAW

Frederick Turner
TURNER & TURNER

James J. Varellas III
VARELLAS & VARELLAS

Javier Villa
RUSSELL BEDFORD
INTERNATIONAL

Robert Wallace
STUART KANE

Ann Marie Zaletel
SEYFARTH SHAW LLP

Olga Zalomyi
LAW OFFICES OF OLGA
ZALOMYI, PC

Isaac B. Zaur
CLARICK GUERON
REISBAUM LLP

Malka Zeefe
DENTONS

URUGUAY
EQUIFAX - CLEARING
DE INFORMES

GRAETZ NUÑEZ

JIMÉNEZ DE ARÉCHAGA,
VIANA & BRAUSE

Marta Alvarez
ADMINISTRACIÓN NACIONAL
DE USINAS Y TRANSMISIÓN
ELÉCTRICA (UTE)

Bernardo Amorin
AMORIN ABOGADOS

Alfredo Arocena
FERRERE ABOGADOS

Gaston Atchugarry
GASTON ATCHUGARRY
ARQUITECTURA-URUGUAY

Leticia Barrios

Juan Bonet
GUYER & REGULES,
MEMBER OF LEX MUNDI

Sofia Borba
ARCHITECT

Luis Burastero Servetto
LUIS BURASTERO & ASOC.

Valeria Cabrejos
AMORIN ABOGADOS

Lucia Carbajal
POSADAS, POSADAS & VECINO

Federico Caresani
GALANTE & MARTINS

Augusto Cibils
PWC URUGUAY

Maria Noel Corchs
TMF GROUP

Victoria Costa
HUGHES & HUGHES

Leonardo Couto
JOSE MARIA FACAL & CO.

Hernán de la Fuente
ESCRIBANÍA DE LA FUENTE

Fernando De Posadas
POSADAS, POSADAS & VECINO

Rosana Diaz
SUPERINTENDENCIA DE
SERVICIOS FINANCIEROS
- BANCO CENTRAL
DEL URUGUAY

Carolina Diaz De Armas
GUYER & REGULES,
MEMBER OF LEX MUNDI

Analia Fernández Gonzalez
BERGSTEIN ABOGADOS

Javier Fernández Zerbino
BADO, KUSTER, ZERBINO
& RACHETTI

Hector Ferreira
HUGHES & HUGHES

Fabiana Ferreyra
TMF GROUP

Juan Federico Fischer
FISCHER & SCHICKENDANTZ

Federico Florin
GUYER & REGULES,
MEMBER OF LEX MUNDI

Sergio Franco
PWC URUGUAY

Andrés Fuentes
ARCA STORAGE FUENTES
MEDINA ABOGADOS

Diego Galante
GALANTE & MARTINS

Margarita Garcia
ESTUDIO LOZANO LTDA.

Alejandra Garcia
FERRERE ABOGADOS

Daniel Garcia
PWC URUGUAY

Enrique Garcia Pini
ADMINISTRACIÓN NACIONAL
DE USINAS Y TRANSMISIÓN
ELÉCTRICA (UTE)

Rodrigo Goncalvez
GUYER & REGULES,
MEMBER OF LEX MUNDI

Daniel Gonzalez
POSADAS, POSADAS & VECINO

Nelson Alfredo Gonzalez
SDV URUGUAY

Pablo Gonzalez
TMF GROUP

Renato Guerrieri
GUYER & REGULES,
MEMBER OF LEX MUNDI

Tomas Gurmendez
POSADAS, POSADAS & VECINO

Andrés Hessdörfer
OLIVERA ABOGADOS

Marcela Hughes
HUGHES & HUGHES

Alfredo Inciarte Blanco
ESTUDIO INCIARTE

Jimena Lanzani
GUYER & REGULES,
MEMBER OF LEX MUNDI

Santiago Madalena
GUYER & REGULES,
MEMBER OF LEX MUNDI

Leandro Marques
PWC URUGUAY

Ana Claudia Marrero
BERGSTEIN ABOGADOS

Enrique Martínez
Schickendantz
ASOCIACIÓN DE
DESPACHANTES DE
ADUANA DEL URUGUAY

Leonardo Melos

Ricardo Mezzer
MEZZERA ABOGADOS

Alejandro Miller Artola
GUYER & REGULES,
MEMBER OF LEX MUNDI

Daniel Ignacio Mosco Gómez
GUYER & REGULES,
MEMBER OF LEX MUNDI

Pablo Mosto
ADMINISTRACIÓN NACIONAL
DE USINAS Y TRANSMISIÓN
ELÉCTRICA (UTE)

Mateo Nosedá
GUYER & REGULES,
MEMBER OF LEX MUNDI

Maria Concepción Olivera
OLIVERA ABOGADOS

Juan Martín Olivera Amato
OLIVERA ABOGADOS

Lucía Patrón
FERRERE ABOGADOS

Mariana Pisón
BERGSTEIN ABOGADOS

Walter Planells
FERRERE ABOGADOS

Maria Clara Porro
FERRERE ABOGADOS

Maria Posada
SUPERINTENDENCIA DE
SERVICIOS FINANCIEROS -
BANCO CENTRAL
DEL URUGUAY

Maria Carolina Queralto
ARCIA STORACE FUENTES
MEDINA ABOGADOS

Maria Macarena Rachetti
PWC URUGUAY

Agustín Rachetti Pérez
BADO, KUSTER, ZERBINO
& RACHETTI

Cecilia Ricciardi
FISCHER & SCHICKENDANTZ

Carolina Sarroca
ARCIA STORACE FUENTES
MEDINA ABOGADOS

Eliana Sartori
PWC URUGUAY

Leonardo Slinger
GUYER & REGULES,
MEMBER OF LEX MUNDI

Fabiana Steinberg
HUGHES & HUGHES

Dolores Storace
ARCIA STORACE FUENTES
MEDINA ABOGADOS

Carolina Techera
PWC URUGUAY

Lucia Techera
GUYER & REGULES,
MEMBER OF LEX MUNDI

Juan Ignacio Troccoli
FISCHER & SCHICKENDANTZ

Gerardo Viñoles
VIÑOLES ARQUITECT STUDIO

Mario Vogel
TMF GROUP

María Eugenia Yavarone
FERRERE ABOGADOS

UZBEKISTAN

UZBEKENERGO

Ulugbek Abdullaev
DENTONS

Jahongir Abdurasulov
CHARGES REGISTRY OF THE
CENTRAL BANK OF UZBEKISTAN

Ravshan Adilov
CENTIL LAW FIRM

Azizbek Akhmadjonov
KOSTA LEGAL

Rustam Akramov
GRATA INTERNATIONAL

Bobir Artukmetov

Elvina Asanova
GRATA INTERNATIONAL

Bokhodir Atakhanov
CENTER FOR COORDINATION
AND DEVELOPMENT OF
SECURITIES MARKET

Jakhongir Azimov
DIPLOMAT LAW FIRM

Alisher Chaykhov
CHAMBER OF COMMERCE
AND INDUSTRY OF
UZBEKISTAN (CCIU)

Maxim Dogonkin
KOSTA LEGAL

Nail Hassanov
KOSTA LEGAL

Nadira Hassanova
AZALIA IMPREX

Kamilla Khamraeva
CENTIL LAW FIRM

Sergey Mayorov
SIMAY KOM

Muzaffar Salomov
CREDIT BUREAU CREDIT
INFORMATIONAL-
ANALYTICAL CENTRE LLC

Nizomiddin Shakhabutdinov
LEGES ADVOKAT LAW FIRM
& RACHETTI

Alisher Shaykhov
CHAMBER OF COMMERCE
AND INDUSTRY UZBEKISTAN

Sofia Shaykhrazieva
CENTIL LAW FIRM

Otabek Suleimanov
CENTIL LAW FIRM

Nargiza Turgunova
GRATA INTERNATIONAL

VANUATU

UTILITIES REGULATORY
AUTHORITY OF VANUATU

Barry Amoss
SOUTH SEA SHIPPING
(VANUATU) LTD.

Loïc Bernier
CAILLARD & KADDOUR

Alan Brown
FLETCHER CONSTRUCTION

Shirley Bule
BARRETT & PARTNERS

Laurence Cameron
PACIFIC CUSTOMS &
FREIGHT AGENCIES

Frederic Derausseau
UNELCO

Delores Elliott

David Hudson
HUDSON & SUGDEN

Bill Jimmy
VANUATU'S OWN LOGISTICS

Chris Kernot
FR8 LOGISTICS LTD.

Sandy Mwetu
MUNICIPALITY OF PORT VILA

Mark Pardoe
SOUTH SEA SHIPPING
(VANUATU) LTD.

Nisha Rambay
BARRETT & PARTNERS

Mark Stafford
BARRETT & PARTNERS

Martin St-Hilaire
CABINET AJC, AN INDEPENDENT
CORRESPONDENT MEMBER
OF DFK INTERNATIONAL

VENEZUELA, RB

Claudia Abreu
BAKER & MCKENZIE

Tamara Adrian
ADRIAN & ADRIAN

Yanet Aguiar
DESPACHO DE ABOGADOS
MIEMBROS DE NORTON
ROSE FULBRIGHT SC

Juan Enrique Aigster
HOET PELAEZ CASTILLO
& DUQUE

Servio T. Altuve Jr.
SERVIO T. ALTUVE JR.
& ASOCIADOS

Leidys Amengual
CONAPRI

Aixa Añez
D'EMPAIRE REYNA
& ASOCIADOS

Carlos Bachrich Nagy
DE SOLA PATE & BROWN,
ABOGADOS - CONSULTORES

Marian Basciani
DE SOLA PATE & BROWN,
ABOGADOS - CONSULTORES

Francesco Castiglione
BAKER & MCKENZIE

Geraldine d'Empaire
D'EMPAIRE REYNA
& ASOCIADOS

Arturo De Sola Lander
DE SOLA PATE & BROWN,
ABOGADOS - CONSULTORES

Carlos Domínguez Hernández
HOET PELAEZ CASTILLO
& DUQUE

Omar Fernandez Russo
CEPACEX

Jose Javier Garcia
PWC VENEZUELA

Maria Geige
DESPACHO DE ABOGADOS
MIEMBROS DE NORTON
ROSE FULBRIGHT SC

Luis Ignacio Gil Palacios
PALACIOS, ORTEGA
Y ASOCIADOS

Adriana Goncalves
BAKER & MCKENZIE

Andres Gonzalez Crespo
CASAS RINCON GONZALEZ
RUBIO & ASOCIADOS

Diego Gonzalez Crespo
CASAS RINCON GONZALEZ
RUBIO & ASOCIADOS

Enrique Gonzalez Crespo
CASAS RINCON GONZALEZ
RUBIO & ASOCIADOS

Alfredo Hurtado
HURTADO ESTEBAN Y
ASOCIADOS - MEMBER
OF RUSSELL BEDFORD
INTERNATIONAL

Carla Hurtado

Enrique Itriago
RODRIGUEZ & MENDOZA

Daniela Jaimes
DESPACHO DE ABOGADOS
MIEMBROS DE NORTON
ROSE FULBRIGHT SC

Gabriela Longo
PALACIOS, ORTEGA
Y ASOCIADOS

Sarai Lopez
TRANSPORTE INTERNACIONAL
LÓGICA OCEÁNICA, CA

Greta Marazzi
ADRIAN & ADRIAN

Rafael Alberto Medina Ulacio
EMPRESAS MEDINA

Pedro Mendoza
MENDOZA DAVILA TOLEDO

Maritza Meszaros
BAKER & MCKENZIE

Lorena Mingarelli Lozzi
DE SOLA PATE & BROWN,
ABOGADOS - CONSULTORES

José Manuel Ortega
PALACIOS, ORTEGA
Y ASOCIADOS

Pedro Pacheco
PWC VENEZUELA

Bruno Paredes
LOGISTIKA TSM

Ruth Paz
PWC VENEZUELA

Bernardo Pisani
RODRIGUEZ & MENDOZA

Eduardo Porcarelli
CONAPRI

Juan Carlos Pró-Rísquez
DESPACHO DE ABOGADOS
MIEMBROS DE NORTON
ROSE FULBRIGHT SC

Carlos Rivero
CAMARA DE CONSTRUCCION
DE VENEZUELA

Andreina Rondón
CONAPRI

Pedro Saghy
DESPACHO DE ABOGADOS
MIEMBROS DE NORTON
ROSE FULBRIGHT SC

Eva Marina Santos
HOET PELAEZ CASTILLO
& DUQUE

Laura Silva Aparicio
HOET PELAEZ CASTILLO
& DUQUE

Lenhy Saraid Torrealba Flores
EMPRESAS MEDINA

Oscar Ignacio Torres
TRAVIESO EVANS ARRIA
RENGEL & PAZ

Arnoldo Troconis
D'EMPAIRE REYNA
& ASOCIADOS

Jose Valecillos
D'EMPAIRE REYNA
& ASOCIADOS

Delfín Zambrano

VIETNAM

GRANT THORNTON LLP

HO CHI MINH CITY POWER
CORPORATION (EVN HCMC)

Viet Anh Hoang
DIMAC LAW FIRM

Frederick Burke
BAKER & MCKENZIE
(VIETNAM) LTD.

Tran Cong Quoc
BIZCONSULT LAW FIRM

Giles Thomas Cooper
DUANE MORRIS LLC

Thi Bich Tram Dao
INDOCHINE COUNSEL

Thuy Linh Do
RUSSELL BEDFORD KTC
ASSURANCE & BUSINESS
ADVISORS - MEMBER
OF RUSSELL BEDFORD
INTERNATIONAL

Linh Doan
LVN & ASSOCIATES

Dang The Duc
INDOCHINE COUNSEL

Thanh Duong
DIMAC LAW FIRM

Thanh Long Duong
ALIAT LEGAL

Lien Duong Hong
PWC VIETNAM

Le Hong Phong
BIZCONSULT LAW FIRM

Dai Thang Huynh
DFDL

Milton Lawson
FRESHFIELDS BRUCKHAUS
DERINGER

Anh Tuan Le
THE NATIONAL CREDIT
INFORMATION CENTRE - THE
STATE BANK OF VIETNAM

Nhan Le
DUANE MORRIS LLC

Phuong Uyen Le Hoang
RUSSIN & VECCHI

Loc Le Thi
YKVN

Logan Leung
RAJAH & TANN LCT LAWYERS

Tien Ngoc Luu
VISION & ASSOCIATES

Christopher Marjoram
PWC VIETNAM

Hoang Minh Duc
DUANE MORRIS LLC

Duy Minh Ngo
VB LAW

Anh Thi Tu Nguyen
INDOCHINE COUNSEL

Ha Nguyen
DIMAC LAW FIRM

Huong Nguyen
MAYER BROWN LLP

Khanh Ly Nguyen
RUSSELL BEDFORD KTC
ASSURANCE & BUSINESS
ADVISORS - MEMBER
OF RUSSELL BEDFORD
INTERNATIONAL

Minh Tuan Nguyen
VIET PREMIER LAW LTD.

Oanh Nguyen
BAKER & MCKENZIE
(VIETNAM) LTD.

Quoc Phong Nguyen
ALJAT LEGAL

Thi Minh Ngoc Nguyen
THE NATIONAL CREDIT
INFORMATION CENTRE - THE
STATE BANK OF VIETNAM

Thi Phuong Lan Nguyen
VIETNAM CREDIT
INFORMATION JSC (PCB)

Thi Phuong Thao Nguyen
VIETNAM CREDIT
INFORMATION JSC (PCB)

Tien Hoa Nguyen
S&B LAW

Tieu My Nguyen
HONOR PARTNERSHIP LAW
COMPANY LIMITED (HPLAW)

Tram Nguyen
LVN & ASSOCIATES

Tram Nguyen
YKVN

Trang Nguyen
THE NATIONAL CREDIT
INFORMATION CENTRE - THE
STATE BANK OF VIETNAM

Dong Huong Nguyen Thi
RAJAH & TANN LCT LAWYERS

Hung Duy Pham
RUSSELL BEDFORD KTC
ASSURANCE & BUSINESS
ADVISORS - MEMBER
OF RUSSELL BEDFORD
INTERNATIONAL

Huong Pham
YKVN

Thanh Huong Pham
THE NATIONAL CREDIT
INFORMATION CENTRE - THE
STATE BANK OF VIETNAM

Anh Vu Phan
INDOCHINE COUNSEL

Phan Nguyen Minh Phuong
VN COUNSEL

Dang Anh Quan
RUSSIN & VECCHI

Nguyen Que Tam
CSP LEGAL LLC

Van Anh Thai
RUSSELL BEDFORD KTC -
MEMBER OF RUSSELL
BEDFORD INTERNATIONAL

Nguyen Thi Hong Thang
VN COUNSEL

Dinh The Phuc
ELECTRICITY REGULATORY
AUTHORITY OF VIETNAM

Tan Heng Thy
CSP LEGAL LLC

Chi Anh Tran
BAKER & MCKENZIE
(VIETNAM) LTD.

Son Tran Duc
RAJAH & TANN LCT LAWYERS

Nam Hoai Truong
INDOCHINE COUNSEL

Tran Yen Uyen
CSP LEGAL LLC

Dzung Vu
LVN & ASSOCIATES

Hong Hanh Vu
MAYER BROWN LLP

Phuong Vu
LVN & ASSOCIATES

Thu Hang Vu
HONOR PARTNERSHIP LAW
COMPANY LIMITED

Que Vu Thi
RAJAH & TANN LCT LAWYERS

Son Ha Vuong
VISION & ASSOCIATES

WEST BANK AND GAZA

PALESTINE TRADE
CENTER - PALTRADE

Khalid Abu Aloud
ARAB BANK

Nidal Abu Lawi
PALESTINE REAL ESTATE
INVESTMENT CO.

Tareq Al Masri
MINISTRY OF NATIONAL
ECONOMY

Shadi Al-Haj
PWC

Sharhabeel Al-Zaeem
AL-ZAEEM & ASSOCIATES

Haytham L. Al-Zubi
AL-ZUBI LAW OFFICE

Moayad Amouri
PWC

Thaer Amro
AMRO & ASSOCIATES
LAW OFFICE

Muhanad Assaf
ITTQAN CONSULTING SERVICES

Firas Attereh
HUSSAM ATTEREH GROUP
FOR LEGAL SERVICES

Duaa Aweida
ITTQAN CONSULTING SERVICES

Anan Boshnaq
E-FREIGHT INTERNATIONAL CO.

Imad Dayyah
TRAINING & MANAGEMENT
INSTITUTE (TAMI)

Ashraf Far
ITTQAN CONSULTING SERVICES

Ali Faroun
PALESTINIAN MONETARY
AUTHORITY

Philip Farrage
BAKER TILLY INTERNATIONAL

Victor Ghattas
ARCO

Lina Ghbeish
PALESTINE CAPITAL
MARKETS AUTHORITY

Hussein Habbab
PALESTINE IARA COMPANY

Nadeen Haddad
THE PALESTINIAN COMPANY
FOR OPERATIONAL AND
CAPITAL LEASE (PALLEASE)

Mohannad Hajali
EY

Ali Hamoudeh
JERUSALEM DISTRICT
ELECTRICITY COMPANY
(JDECO)

George Handal
BETHLEHEM FREIGHT

Omar Hannoun
PALESTINE REAL ESTATE
INVESTMENT CO.

Samir Hulileh
PADICO HOLDINGS

Hiba I. Hussein
HUSSEINI & HUSSEINI

Ayman Jbail
EY

Bilal Kamal
KAMAL LAW FIRM

Rasem Kamal
KAMAL & ASSOCIATES -
ATTORNEYS AND
COUNSELLORS-AT-LAW

Mohamed Khader
LAUSANNE TRADING
CONSULTANTS

Deena Khalaf
AL KAMAL SHIPPING AND
CLEARING CO. (LTD.)

Raja Khwaled
COMPANIES CONTROL

Mahmoud Kittana
KAMAL LAW FIRM

Sireen Lubbadah
MINISTRY OF NATIONAL
ECONOMY

Dima Saad Mashaqi
RAMALLAH MUNICIPALITY

Wroud Meliji
THE PALESTINIAN COMPANY
FOR OPERATIONAL AND
CAPITAL LEASE (PALLEASE)

Emir Mushahwar
LAW OFFICES OF NABIL
A. MUSHAHWAR

Manal Nassar
JERUSALEM DISTRICT
ELECTRICITY COMPANY
(JDECO)

Tony H. Nassar
A.F. & R. SHEHADEH
LAW OFFICE

Mark-George Nesnas
ITTQAN CONSULTING SERVICES

Raed Rajab
Wael Saadi
PWC

Hazem Salah
ARAB BANK

Maysa Sarhan
PALESTINIAN MONETARY
AUTHORITY

Suhaib Sharief
THE PALESTINIAN COMPANY
FOR OPERATIONAL AND
CAPITAL LEASE (PALLEASE)

Kareem Fuad Shehadeh
A.F. & R. SHEHADEH
LAW OFFICE

Mazin Theeb
SHAHD ELECTRICAL
ENGINEERING CONSULTANTS

Tareq Z. Touqan
EQUITY LEGAL GROUP

Yazeed Zakarneh
PALESTINIAN SHIPPERS'
COUNCIL

Kosty Ziadeh
ZIADEH LAW OFFICE

YEMEN, REP.

Khalid Abdullah
SHEIKH MOHAMMED
ABDULLAH SONS (EST. 1927)

Tariq Abdullah
LAW OFFICES OF SHEIKH
TARIQ ABDULLAH

Shafiq Adat
LAW OFFICES OF SHEIKH
TARIQ ABDULLAH

Jamal Adimi
JAMAL ADIMI LAW OFFICE

Ghazi Shaif Al Aghbari
AL AGHBARI &
PARTNERS LAW FIRM

Maher Al Kladi
LAW OFFICES OF SHEIKH
TARIQ ABDULLAH

Khaled Al Wazir
KHALED AL WAZIR LAW FIRM

Noura Yahya H. Al-Adhhi
CENTRAL BANK OF YEMEN

Yaser Al-Adimi
ABDUL GABAR A. AL-ADIMI
FOR CONSTRUCTION & TRADE

Ramzi Al-Ariqi
GRANT THORNTON YEMEN

Khaled Al-Buraihi
KHALED AL-BURAIHI FOR
ADVOCACY & LEGAL SERVICES

Ahmed Al-Gharasi
AL-GHASARI TRADING

Mohamed Taha Hamood
Al-Hashimi
MOHAMED TAHA
HAMOOD & CO.

Omar Al-Qatani
CENTRAL BANK OF YEMEN

Qais Alsanabani
Q&A LAW OFFICE

Mahmoud Abdulaziz
Al-sharmani
LAWYER

Abdulla Farouk Luqman
LUQMAN LEGAL ADVOCATES
& LEGAL CONSULTANTS

Amani Hail
CENTRAL BANK OF YEMEN

Ejlal Mofadal
CENTRAL BANK OF YEMEN

Laila A. Mohammed
AL AGHBARI &
PARTNERS LAW FIRM

Zuhair Abdul Rasheed
LAW OFFICES OF SHEIKH
TARIQ ABDULLAH

Khaled Mohammed Salem Ali
LUQMAN LEGAL ADVOCATES
& LEGAL CONSULTANTS

Nigel Truscott
DAMAC GROUP

ZAMBIA

ENERGY MANAGEMENT
SERVICES

Sudhir Balsure
SWIFT FREIGHT
INTERNATIONAL LTD.

Agatha Ntutuma Banda
MINISTRY OF LANDS AND
NATURAL RESOURCES

Salome Banda
KPMG

Wilson Banda
PATENTS AND COMPANIES
REGISTRATION
AGENCY (PACRA)

Lewis K. Bwalya
ZESCO LTD.

Anthony Bwembya
PATENTS AND COMPANIES
REGISTRATION
AGENCY (PACRA)

Lilian Chibale
KPMG

Bonaventure Chibamba
Mutale
ELLIS & CO.

Mwelwa Chibesakunda
CHIBESAKUNDA & COMPANY,
MEMBER OF DLA PIPER GROUP

Sydney Chipoyae
JOHN KAITE LEGAL
PRACTITIONERS

Alick Chirwa
SINOK LOGISTICS LTD.

Sydney Chisenga
CORPUS LEGAL PRACTITIONERS

Bradley Choonga
PWC ZAMBIA

Namuyombe Gondwe
SWIFT FREIGHT
INTERNATIONAL LTD.

Prasad Hettiarachchi
ELECTRICAL MAINTENANCE
LUSAKA LTD.

Jackie Jhala
CORPUS LEGAL PRACTITIONERS

Malcolm G.G. Jhala
DELOITTE

Bruce Kaemba
ZAMBIA CUSTOMS AND
FORWARDING AGENTS
ASSOCIATION

Charles Kafunda
HIGH COURT

John K. Kaite
JOHN KAITE LEGAL
PRACTITIONERS

Kelly Kalumba
GREEN COLD ARCHITECTS

Arnold Kasalwe
EY ZAMBIA

Johan Lombaard
MANICA AFRICA PTY. LTD.

Fumanikile Lungani
CORPUS LEGAL PRACTITIONERS

Christopher Mapani
PATENTS AND COMPANIES
REGISTRATION
AGENCY (PACRA)

- Ernest Mate
CORPUS LEGAL PRACTITIONERS
- Bonaventure Mbewe
BONAVENTURE MBEWE
- Harriet Mdala
MUSA DUDHIA & COMPANY
- Jyoti Mistry
PWC ZAMBIA
- Mukuka Mubanga
ZESCO LTD.
- Monde Mukela
ENTRY POINT AFRICA
- Chintu Y. Mulendema
CYMA
- Muchinda Muma
CORPUS LEGAL PRACTITIONERS
- Charles Musonda
SIMSURVEY MAPPING
& CONSULTANTS
- Lloyd Musonda
PATENTS AND COMPANIES
REGISTRATION
AGENCY (PACRA)
- Chanda Musonda-Chiluba
AFRICA LEGAL NETWORK (ALN)
- Arthi Muthusamy
PWC ZAMBIA
- Inonge Elizabeth Muuba
MUSA DUDHIA & COMPANY
- Kafula Mwiche
MADISON FINANCIAL
SERVICES PLC
- Hope Ndao
MUSA DUDHIA & COMPANY
- Peter Ngoma
SIMSURVEY MAPPING
& CONSULTANTS
- Miriam Sabi
ZRA - TAXPAYER SERVICES
- Namakuzu Shandavu
CORPUS LEGAL PRACTITIONERS
- Lindiwe Shawa
PWC ZAMBIA
- Clavel M. Sianondo
MALAMBO AND COMPANY
- Chitembo Simwanza
ZESCO LTD.
- Mutengo Sindano
MINISTRY OF LANDS AND
NATURAL RESOURCES
- Mildred Stephenson
CREDIT REFERENCE
BUREAU AFRICA LIMITED
TIA TRANSUNION
- Jimmy Zulu
DELOITTE
- Lungisani Zulu
BANK OF ZAMBIA
- ZIMBABWE**
- FINANCIAL CLEARING BUREAU
- Richard Beattie
THE STONE/BEATTIE STUDIO
- Tim Boulton
MANICA AFRICA
- Peter Cawood
PWC ZIMBABWE
- Shaxious Cheza
ZIMBABWE INVESTMENT
AUTHORITY
- Simplicius Julius Chihambakwe
CHIHAMBAKWE,
MUTIZWA & PARTNERS
- Clayton Z. Chikara
DHLAKAMA B. ATTORNEYS
- Nonhlanhla Chiromo
RESERVE BANK OF ZIMBABWE
- Ruzayi Chiviri
RESERVE BANK OF ZIMBABWE
- Beloved Dhlakama
DHLAKAMA B. ATTORNEYS
- Farayi Dzirakumunda
EXPERT DECISION
SYSTEMS ZIMBABWE
- Paul Fraser
LOFTY & FRASER
- Takunda Gumbo
CHINAWA LAW CHAMBERS
- Takura Gumbo
ATHERSTONE & COOK
- Obert Chaurura Gutu
GUTU & CHIKOWERO
- Charles Jaure
ZIMBABWE INVESTMENT
AUTHORITY
- Shamiso Khupe
GUTU & CHIKOWERO
- Charity Machiridza
BDO TAX & ADVISORY
SERVICES PVT. LTD.
- Rita Makarau
HIGH COURT ZIMBABWE
- Zanudeen Makorie
COGHLAN, WELSH & GUEST
- Chatapiwa Malaba
KANTOR AND IMMERMANN
- Oleen Maponga nee Singizi
EXPERT DECISION
SYSTEMS ZIMBABWE
- Gertrude Maredza
GUTU & CHIKOWERO
- R. R. Mariwa
ZIMBABWE ELECTRICITY
TRANSMISSION &
DISTRIBUTION COMPANY
- Tsingirirai Marufu-Maune
GUTU & CHIKOWERO
- David Masaya
PWC ZIMBABWE
- Collen Masunda
RESERVE BANK OF ZIMBABWE
- Norman Mataruka
RESERVE BANK OF ZIMBABWE
- Thembiwe Mazingi
COGHLAN, WELSH & GUEST
- Jim McComish
PEARCE MCCOMISH
ARCHITECTS
- Nyasha Mhunduru
EXPERT DECISION
SYSTEMS ZIMBABWE
- H.P. Mkushi
SAWYER & MKUSHI
- Kundai Msemburi
SECURITIES & EXCHANGE
COMMISSION
- Sithembinkosi Msipa
JUDICIAL SERVICES
COMMISSION
- Benjamin Mukandi
FREIGHT WORLD PVT. LTD.
- Haruperi Mumbengegwi
MANOKORE ATTORNEYS
- Tiri Muringani
SPEARTEC
- Eldard Mutasa
HIGH COURT ZIMBABWE
- Ostern Mutero
SAWYER & MKUSHI
- Alec Tafadzwa Muza
MAWERE & SIBANDA
LEGAL PRACTITIONERS
- Christina Muzerengi
GRANT THORNTON ZIMBABWE
- Christopher Muzhingi
PWC ZIMBABWE
- Sympathy Muzondiwa
SAWYER & MKUSHI
- Duduzile Ndawana
GILL, GODLONTON & GERRANS
- Itayi Ndudzo
MUTAMANGIRA AND
ASSOCIATES
- Maxwell Ngorima
BDO TAX & ADVISORY
SERVICES PVT. LTD.
- Edwell Ngwenya
FREIGHT WORLD PVT. LTD.
- Tatenda Nhemachena
MAWERE & SIBANDA
LEGAL PRACTITIONERS
- Farai Nyabereka
MANOKORE ATTORNEYS
- Michael Nyamazana
AFRICA CORPORATE ADVISORS
- Dorothy Pasipanodya
GILL, GODLONTON & GERRANS
- Phillipa M. Phillips
PHILLIPS LAW
- Nobert Musa Phiri
MUVINGI & MUGADZA
LEGAL PRACTITIONERS
- John Ridgewell
BCHOD AND PARTNERS
- Edward Rigby
CASLING, RIGBY, MCMAHON
- Unity Sakhe
KANTOR & IMMERMANN
- Bellina Sigauke
RESERVE BANK OF ZIMBABWE
- Sichoni Takoleza
ZIMBABWE INVESTMENT
AUTHORITY
- Ruby Tapera
ZIMBABWE INVESTMENT
AUTHORITY
- Murambiwa Tarabuku
PEARCE MCCOMISH
ARCHITECTS
- Takunda Timbe
MUVINGI & MUGADZA
LEGAL PRACTITIONERS
- Sonja Vas
SCANLEN & HOLDERNESS
- Adam Bongani Wenyimo
GUTU & CHIKOWERO
- Ruvimbo Zakeo
GILL, GODLONTON & GERRANS

Doing Business 2018 is the 15th in a series of annual reports investigating the regulations that enhance business activity and those that constrain it. The report provides quantitative indicators covering 11 areas of the business environment in 190 economies. The goal of the *Doing Business* series is to provide objective data for use by governments in designing sound business regulatory policies and to encourage research on the important dimensions of the regulatory environment for firms.



WORLD BANK GROUP

www.doingbusiness.org